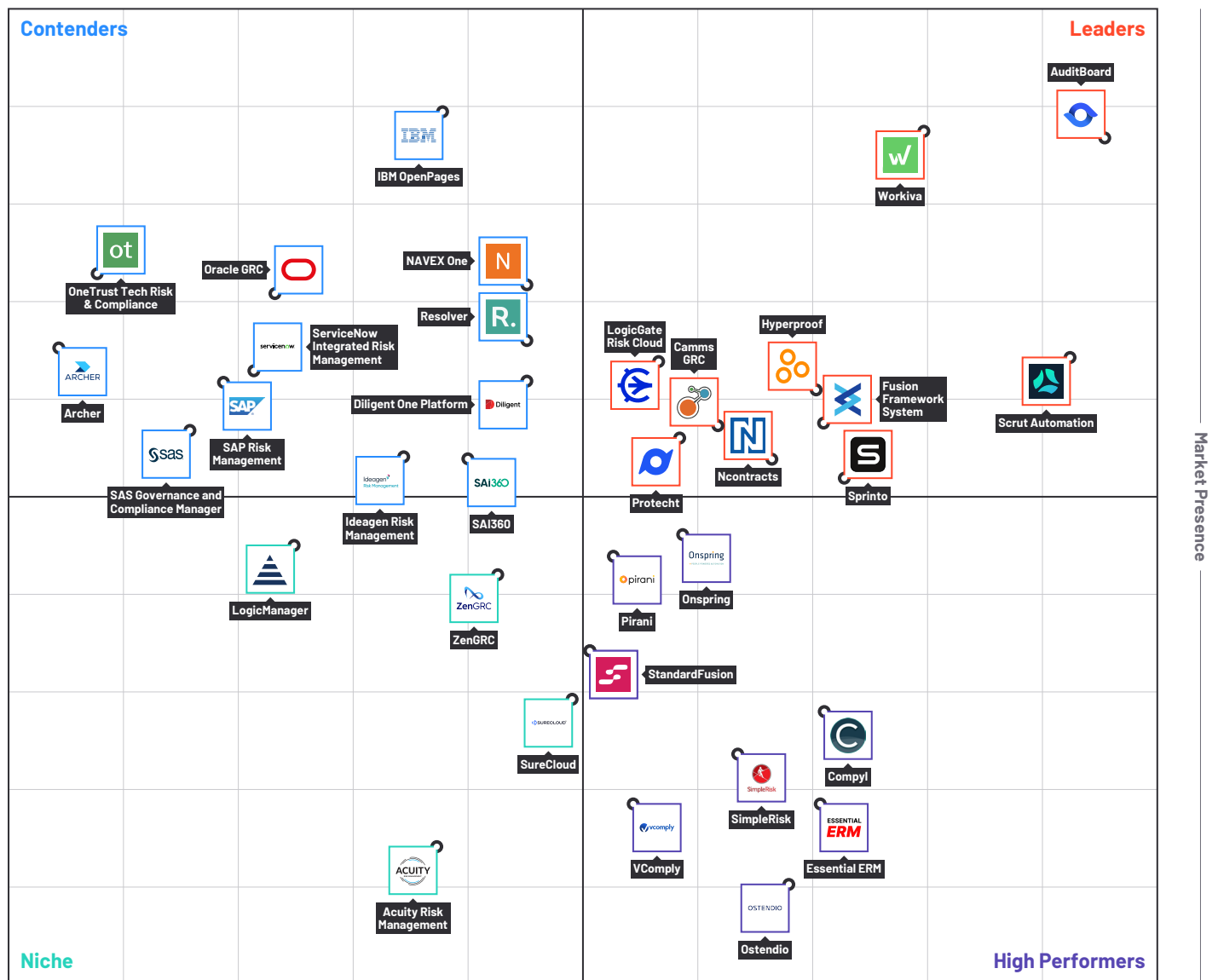


Grid® Report for Enterprise Risk Management (ERM) | Spring 2025



Enterprise Risk Management (ERM) Software



G2 Grid® Scoring

Satisfaction

(Enterprise Risk Management (ERM) Software continues on next page)

Enterprise Risk Management (ERM) Software (continued)

Enterprise Risk Management (ERM) Software Definition

Enterprise risk management (ERM) software helps businesses mitigate risk to minimize financial, legal, and all other liabilities. Companies use ERM software to define, implement, and monitor company-wide strategies for risk management. Also known as GRC Platforms, this type of software covers multiple types of risks: financial, hazard, strategic, and operational. Features of ERM software include organizing and evaluating risk information, tracking company-wide incidents, and providing various tools for measuring risk factors and modifying operations to comply with policies and regulations. This type of software is used mostly by compliance officers, analysts, and managers. Operations teams within an organization utilize ERM software to maintain the integrity of their company and avoid scenarios such as lawsuits, investigations, and injuries.

ERM software should not be confused with cybersecurity software, which focuses on security and privacy and does not cover other risks. Our [security compliance](#) category includes solutions that help companies document compliance with security frameworks and pass security audits. This type of software integrates with [environmental, quality, and safety management software](#) for industries such as retail and manufacturing. The three ERM components—governance, risk, and compliance—impact the organization and reveal valuable information to the other two. Vendors typically package the [best GRC software](#) and ERM platforms as a whole to deliver these collective benefits to the user.

To qualify for inclusion in the Enterprise Risk Management (ERM) category, a product must:

- ▶ Catalog, assess, and mitigate business-specific risks such as financial or health and safety
- ▶ Provide tools to communicate risks to employees, customers, vendors, and suppliers
- ▶ Create, maintain, and implement corporate policies and rules for internal and external use
- ▶ Maintain an up-to-date repository of laws, regulations, and industry standards
- ▶ Help users plan, implement, and track the performance of audit programs and tasks
- ▶ Ensure business continuity management through incident management and risk mitigation
- ▶ Deliver training and learning for compliance purposes, including certifications
- ▶ Perform third-party, vendor, and supplier risk assessments and due diligence
- ▶ Support multiple risk management methodologies, such as quantitative and qualitative
- ▶ Gather and analyze environmental, social, and governance (ESG) data from various sources

(Enterprise Risk Management (ERM) Software continues on next page)

Enterprise Risk Management (ERM) Software (continued)

Enterprise Risk Management (ERM) Grid® Scoring Description

Products shown on the Grid® for Enterprise Risk Management (ERM) have received a minimum of 10 reviews/ratings in data gathered by February 25, 2025. Products are ranked by customer satisfaction (based on user reviews) and market presence (based on market share, seller size, and social impact) and placed into four categories on the Grid®:

- ▶ Products in the Leader quadrant are rated highly by G2 users and have substantial Market Presence scores. Leaders include: [AuditBoard](#), [Workiva](#), [Scrut Automation](#), [Hyperproof](#), [Fusion Framework System](#), [Sprinto](#), [LogicGate Risk Cloud](#), [Ncontracts](#), [Camms GRC](#), and [Protecht](#)
- ▶ High Performing products have high customer Satisfaction scores and low Market Presence compared to the rest of the category. High Performers include: [Onspring](#), [Compyl](#), [Pirani](#), [Essential ERM](#), [SimpleRisk](#), [StandardFusion](#), [Ostendio](#), and [VComply](#)
- ▶ Contender products have relatively low customer Satisfaction scores and high Market Presence compared to the rest of the category. While they may have positive reviews, they do not have enough reviews to validate those ratings. Contenders include: [IBM OpenPages](#), [NAVEX One](#), [Resolver](#), [Diligent One Platform](#), formerly [HighBond](#), [Oracle GRC](#), [SAI360](#), [Ideagen Risk Management](#), [ServiceNow Integrated Risk Management](#), [OneTrust Tech Risk & Compliance](#), [SAP Risk Management](#), [SAS Governance and Compliance Manager](#), and [Archer](#)
- ▶ Niche products have relatively low Satisfaction scores and low Market Presence compared to the rest of the category. While they may have positive reviews, they do not have enough reviews to validate those ratings. Niche products include: [ZenGRC](#), [SureCloud](#), [LogicManager](#), and [Acuity Risk Management](#)



Grid® Scores for Enterprise Risk Management (ERM) Software

The table below shows the Satisfaction and Market Presence scores that determine product placement on the Grid®. To learn more about each of the products, please see the profile section.

Leaders

	# of Reviews	Satisfaction	Market Presence	G2 Score
AuditBoard	358	98	91	95
Workiva	104	82	92	87
Scrut Automation	156	95	66	80
Hyperproof	77	72	62	67
Fusion Framework System	24	72	58	65
Sprinto	25	74	52	63
LogicGate Risk Cloud	115	57	65	61
Ncontracts	84	68	54	61
Camms GRC	43	63	58	60
Protecht	35	59	57	58

High Performers

Onspring	31	59	45	52
Compyl	22	72	25	49
Pirani	20	53	43	48
Essential ERM	32	72	15	43
SimpleRisk	10	64	21	43
StandardFusion	37	51	32	41
Ostendio	14	69	6	37
VComply	31	55	15	35

(Grid® Scores for Enterprise Risk Management (ERM) Software continues on next page)

* Products are ordered by G2 Score. Satisfaction score is used as a tiebreaker if two products have the same G2 Score.



Grid® Scores for Enterprise Risk Management (ERM) Software (continued)

The table below shows the Satisfaction and Market Presence scores that determine product placement on the Grid®. To learn more about each of the products, please see the profile section.

Contenders

	# of Reviews	Satisfaction	Market Presence	G2 Score
IBM OpenPages	46	37	94	65
NAVEX One	31	45	74	59
Resolver	53	45	68	56
Diligent One Platform, formerly HighBond	93	45	63	54
Oracle GRC	11	22	73	47
SAI360	45	39	54	47
Ideagen Risk Management	21	33	54	44
ServiceNow Integrated Risk Management	14	20	64	42
OneTrust Tech Risk & Compliance	22	5	75	40
SAP Risk Management	52	17	63	40
SAS Governance and Compliance Manager	13	14	57	35
Archer	12	1	67	34

Niche

ZenGRC	83	42	41	42
SureCloud	18	49	27	38
LogicManager	25	23	44	34
Acuity Risk Management	14	37	10	23

* Products are ordered by G2 Score. Satisfaction score is used as a tiebreaker if two products have the same G2 Score.



Grid® Methodology

Grid® Rating Methodology

The Grid® represents the democratic voice of real software users, rather than the subjective opinion of one analyst. G2 rates products from the Enterprise Risk Management (ERM) category algorithmically based on data sourced from product reviews shared by G2 users and data sourced from third parties.

Technology buyers can use the Grid® to help them quickly select the best products for their businesses and to find peers with similar experiences. For sellers, media, investors, and analysts, the Grid® provides benchmarks for product comparison and market trend analysis.

Grid® Scoring Methodology

The Grid® Report for Enterprise Risk Management (ERM) | Spring 2025 is based on reviews collected through February 25, 2025. We apply unique algorithms to this data to calculate Satisfaction (v4.0) and Market Presence (v7.0) scores for the Spring 2025 report quarter. To view the Enterprise Risk Management (ERM) Grid® with the most recent data, please visit the [Enterprise Risk Management \(ERM\)](#) page. For more details on Grid® Scoring, please view the [G2 Scoring Methodology here](#).

Grid® Categorization Methodology

Making G2 research relevant and easy for people to use as they evaluate and select business software products is one of our most important goals. In support of that goal, organizing products and software companies in a well-defined structure that makes capturing, evaluating, and displaying reviews and other research in an orderly manner is a critical part of the research process.

To manage the process of categorizing the software products and the related reviews in the G2 community, G2 follows a publicly available [categorization methodology](#). All products appearing on the Grid® have passed through G2's categorization methodology and meet G2's category standards.

Many terms that appear regularly across G2 and are used to aid in product categorization warrant a definition to facilitate buyer understanding. These terms may be included within reviews from the G2 community or in executive summaries for products included on the Grid®. A [list of standard definitions](#) is available to G2 users to eliminate confusion and ease the buying process.

Rating Changes and Dynamics

The ratings in this report are based on a snapshot of the user reviews and third-party data collected by G2 up through February 25, 2025. The ratings may change as the products are further developed, the sellers grow, and as additional opinions are shared by users. G2 updates the ratings on its website in real time as additional data is received, and this report will be updated as significant data is received. By improving their products and support and/or by having more satisfied customer voices heard, Contenders may become Leaders and Niche sellers may become High Performers.

(Grid® Methodology continues on next page)

** Net Promoter, Net Promoter System, Net Promoter Score, NPS and the NPS-related emoticons are registered trademarks of Bain & Company, Inc., Fred Reichheld and Satmetrix Systems, Inc.



Grid® Methodology (continued)

Trust

Keeping our ratings unbiased is our top priority. G2 follows defined community guidelines to ensure privacy, and authenticity for users and reviews. For more details, please view the [G2 Community Guidelines here](#).

Grid® Inclusion Criteria

All products in a G2 category that have at least 10 reviews from real users of the product are included on the Grid®. Inviting other users, such as colleagues and peers, to join G2 and share authentic product reviews will accelerate this process.

If a product is not yet listed on G2 and it fits the market definition above, then users are encouraged to [suggest its addition](#) to our [Enterprise Risk Management \(ERM\) category](#).

Product Profiles

Product profiles and detailed charts are included for products with 10 or more reviews.



AUDITBOARD

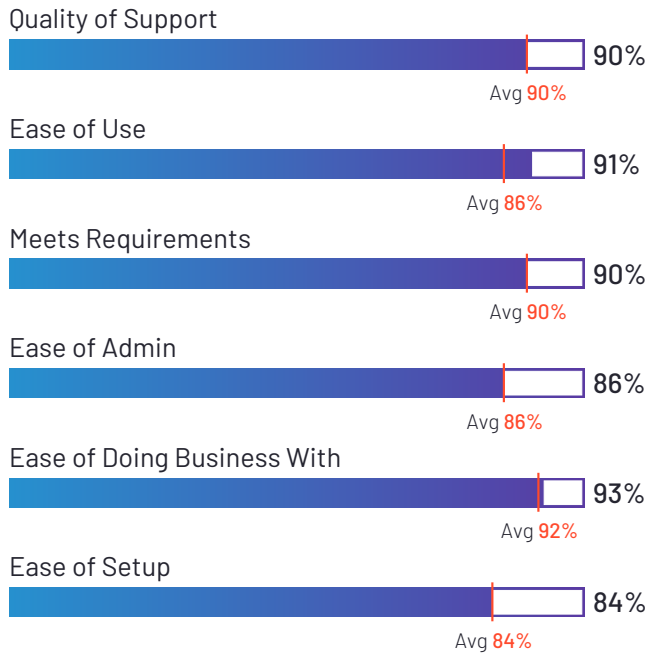
AuditBoard

4.6 ★★★★★ (1,248)

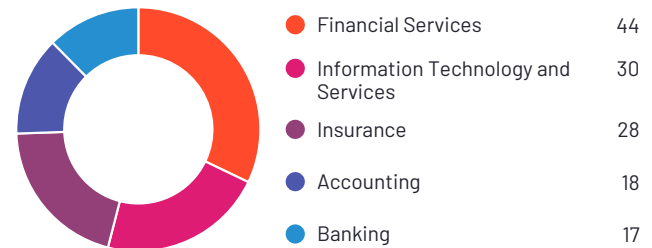


AuditBoard has been named a Leader based on receiving a high customer Satisfaction score and having a large Market Presence. AuditBoard received the highest Satisfaction score among products in Enterprise Risk Management (ERM). 99% of users rated it 4 or 5 stars, 97% of users believe it is headed in the right direction, and users said they would be likely to recommend AuditBoard at a rate of 94%. AuditBoard is also in the Security Compliance, Third Party & Supplier Risk Management, Regulatory Change Management, Audit Management, IT Risk Management, and Environmental, Social, and Governance (ESG) Reporting categories.


Satisfaction Ratings



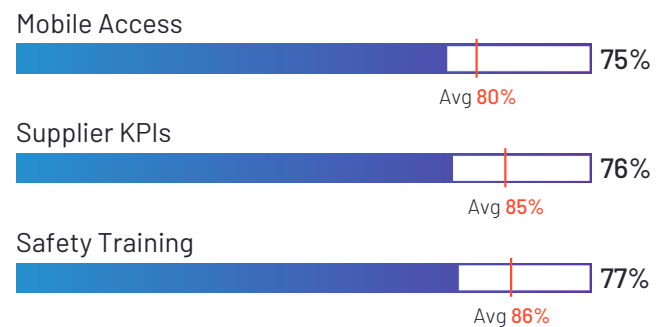
Top Industries Represented



Highest-Rated Features



Lowest-Rated Features



Ownership
AuditBoard



HQ Location
Cerritos, California



Year Founded
2014



Employees (Listed On LinkedIn)
895



Company Website
auditboard.com



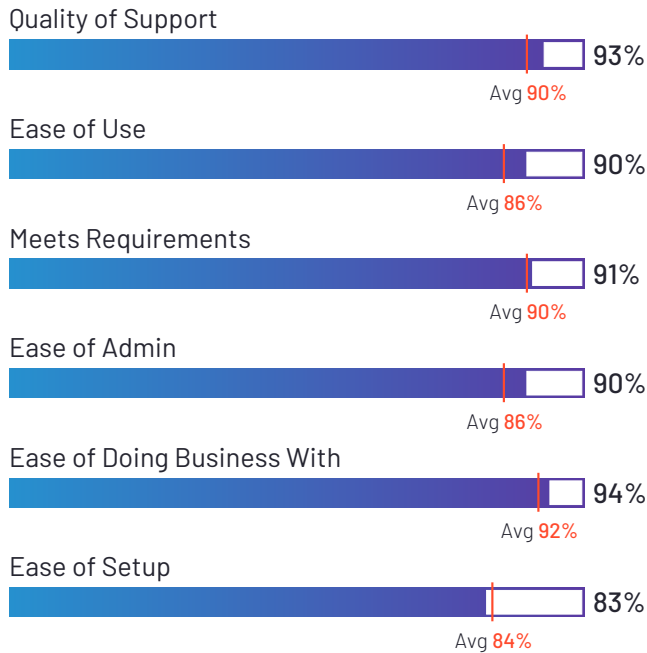
Workiva

4.6 ★★★★★ (1,329)



Workiva has been named a Leader based on receiving a high customer Satisfaction score and having a large Market Presence. 98% of users rated it 4 or 5 stars, 96% of users believe it is headed in the right direction, and users said they would be likely to recommend Workiva at a rate of 90%. Workiva is also in the Environmental, Social, and Governance (ESG) Reporting, SAP Store, Budgeting and Forecasting, Disclosure Management, Policy Management, Audit Management, Sustainability Management, Financial Close, FP&A (Financial Planning & Analysis), and Carbon Accounting categories.

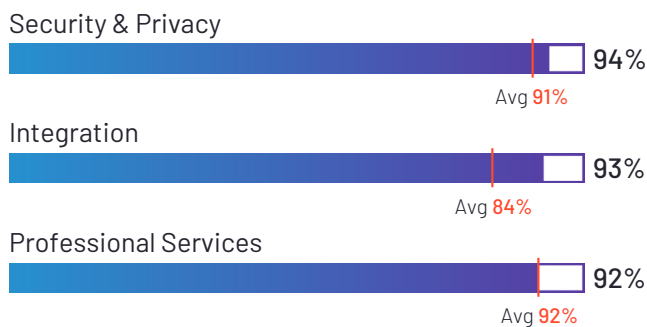
Satisfaction Ratings



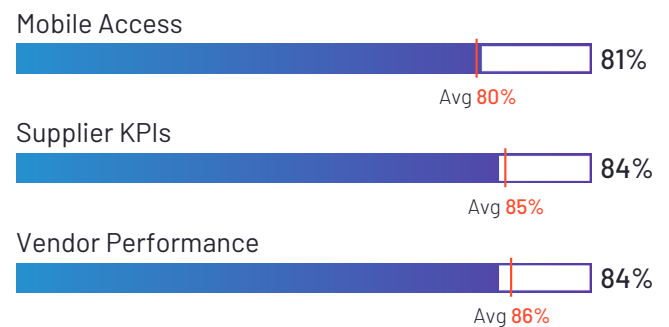
Top Industries Represented



Highest-Rated Features



Lowest-Rated Features



Ownership
Workiva



HQ Location
Ames, Iowa



Year Founded
2008



Employees (Listed On LinkedIn)
3,053



Company Website
workiva.com



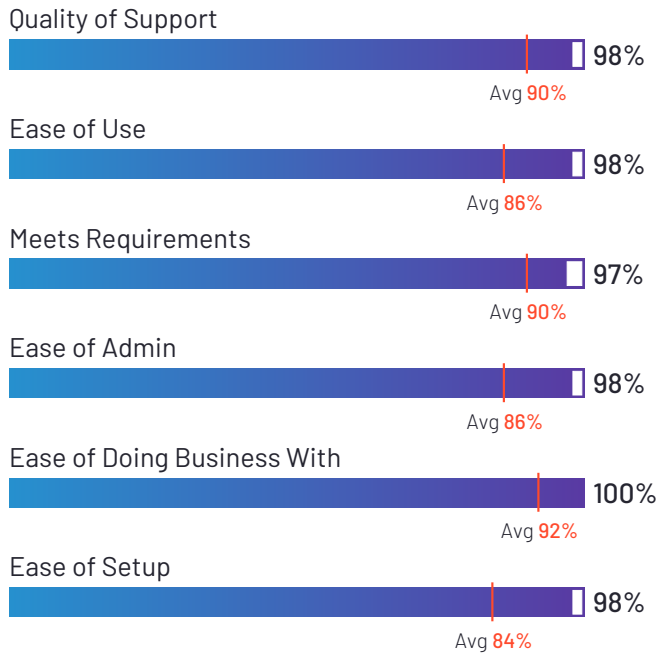
Scrut Automation

4.9 ★★★★★ (1,087)



Scrut Automation has been named a Leader based on receiving a high customer Satisfaction score and having a large Market Presence. 100% of users rated it 4 or 5 stars, 100% of users believe it is headed in the right direction, and users said they would be likely to recommend Scrut Automation at a rate of 99%. Scrut Automation is also in the Security Compliance, Cloud Security Posture Management (CSPM), Vendor Security and Privacy Assessment, Cloud Compliance, Policy Management, Third Party & Supplier Risk Management, IT Risk Management, Audit Management, IT Asset Management, and Attack Surface Management categories.

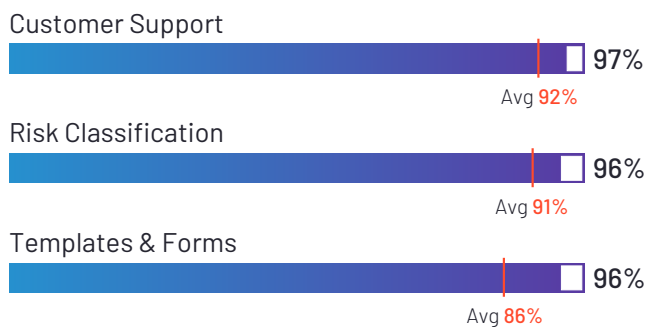
Satisfaction Ratings



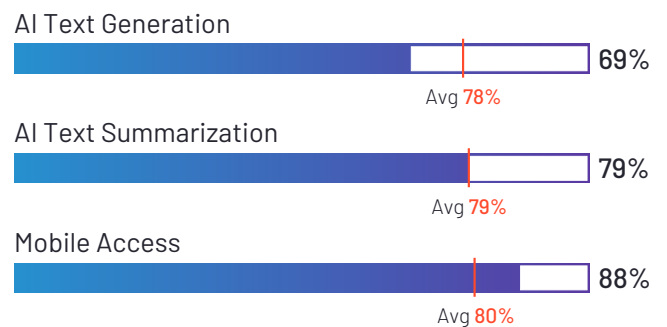
Top Industries Represented



Highest-Rated Features



Lowest-Rated Features



Ownership
Scrut Automation



HQ Location
Palo Alto, US



Year Founded
2022



Employees (Listed On LinkedIn)
188



Company Website
www.scrut.io



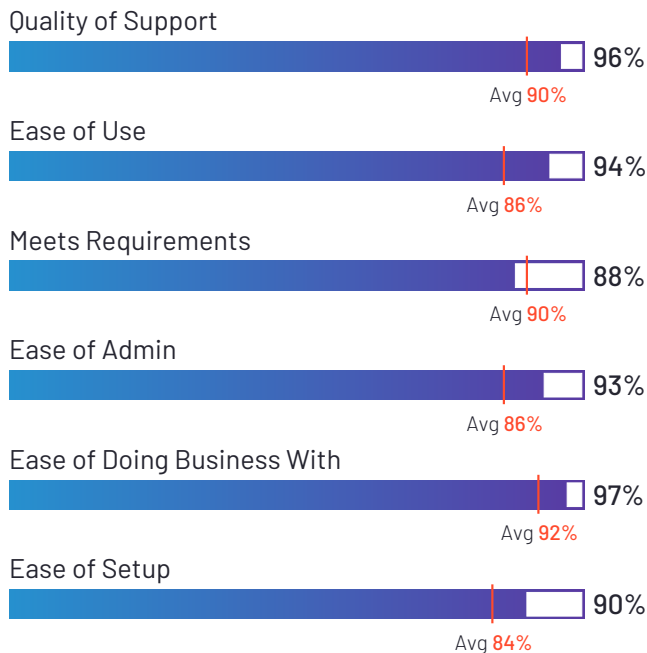
Hyperproof

4.5 ★★★★★ (161)

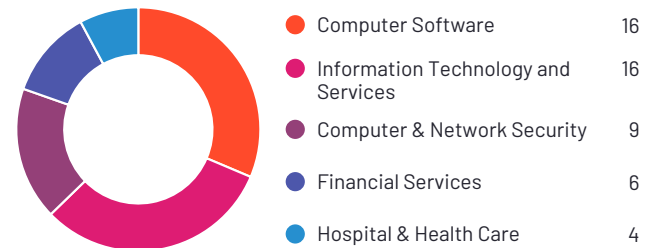


Hyperproof has been named a Leader based on receiving a high customer Satisfaction score and having a large Market Presence. 99% of users rated it 4 or 5 stars, 98% of users believe it is headed in the right direction, and users said they would be likely to recommend Hyperproof at a rate of 93%. Hyperproof is also in the Security Compliance, Vendor Security and Privacy Assessment, Cloud Compliance, Operational Risk Management, IT Risk Management, Regulatory Change Management, Audit Management, Vendor Management, Third Party & Supplier Risk Management, and Contractor Risk Management categories.

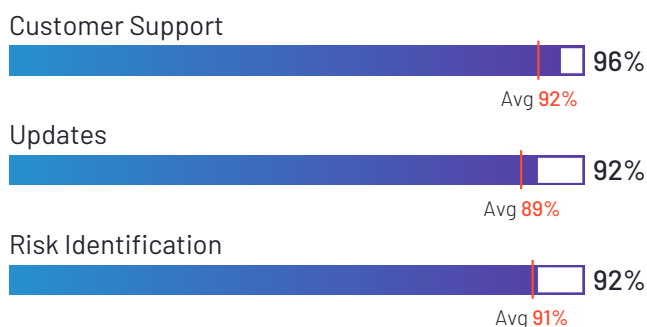
Satisfaction Ratings



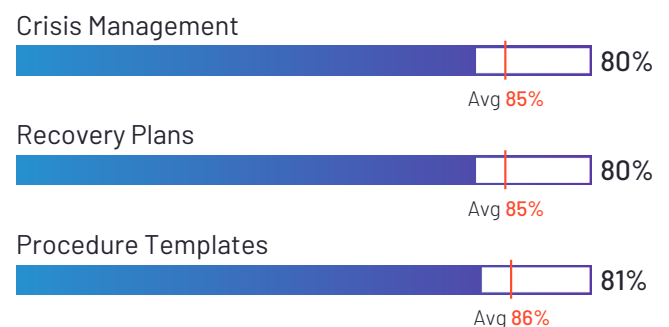
Top Industries Represented



Highest-Rated Features



Lowest-Rated Features



Ownership
Hyperproof



HQ Location
Seattle, Washington,
United States



Year Founded
2018



**Employees (Listed
On LinkedIn)**
176



Company Website
hyperproof.io



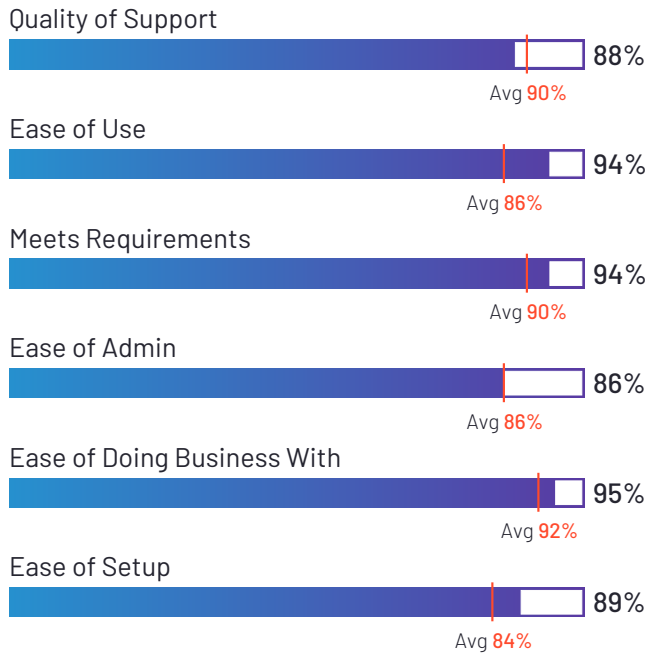
Fusion Framework System

4.4 ★★★★★ (127)



Fusion Framework System has been named a Leader based on receiving a high customer Satisfaction score and having a large Market Presence. 100% of users rated it 4 or 5 stars, 87% of users believe it is headed in the right direction, and users said they would be likely to recommend Fusion Framework System at a rate of 92%. Fusion Framework System is also in the Operational Risk Management, Business Continuity Management, Third Party & Supplier Risk Management, and Vendor Security and Privacy Assessment categories.

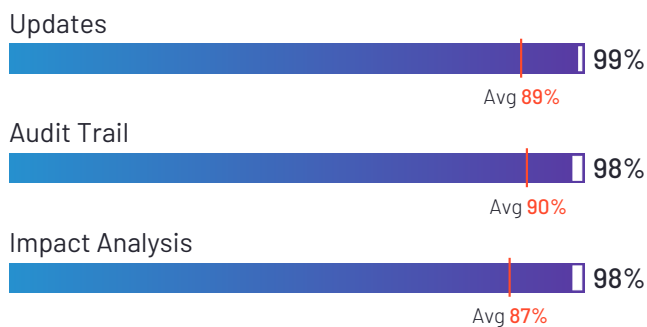
Satisfaction Ratings



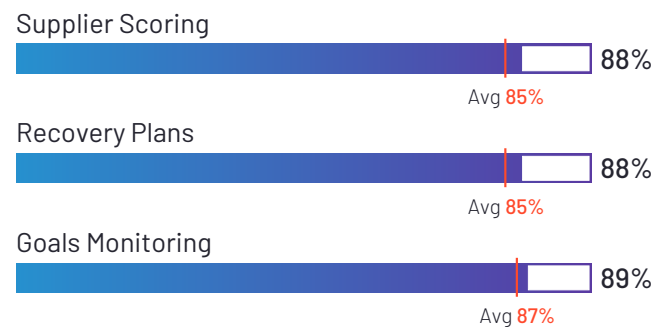
Top Industries Represented



Highest-Rated Features



Lowest-Rated Features



Ownership
Fusion Risk Management



HQ Location
Chicago, Illinois,
United States



Year Founded
2006



Employees (Listed On LinkedIn)
295



Company Website
fusionrm.com



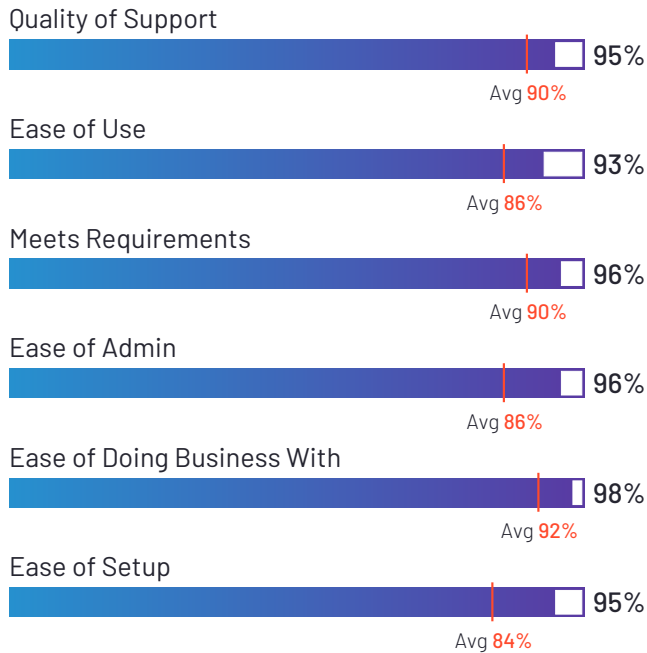
Sprinto

4.8 ★★★★★ (1,266)

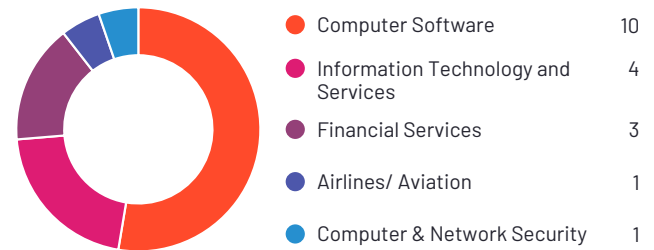


Sprinto has been named a Leader based on receiving a high customer Satisfaction score and having a large Market Presence. 100% of users rated it 4 or 5 stars, 96% of users believe it is headed in the right direction, and users said they would be likely to recommend Sprinto at a rate of 96%. Sprinto is also in the Security Compliance, Vendor Security and Privacy Assessment, Cloud Compliance, Cloud Data Security, Business Continuity Management, Third Party & Supplier Risk Management, IT Risk Management, and Audit Management categories.

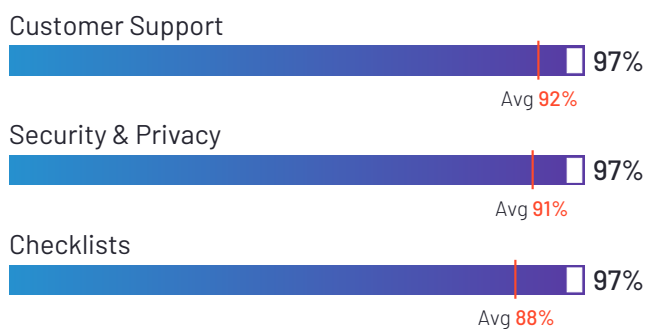
Satisfaction Ratings



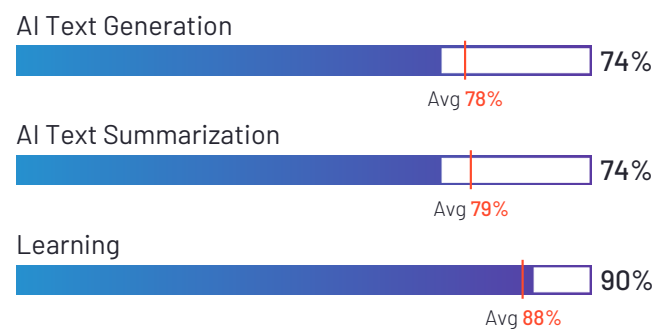
Top Industries Represented



Highest-Rated Features



Lowest-Rated Features

**Ownership**

Sprinto Technology
Private Limited

**HQ Location**

San Francisco, US

**Year Founded**

2020

**Employees (Listed
On LinkedIn)**

330

**Company Website**

sprinto.com



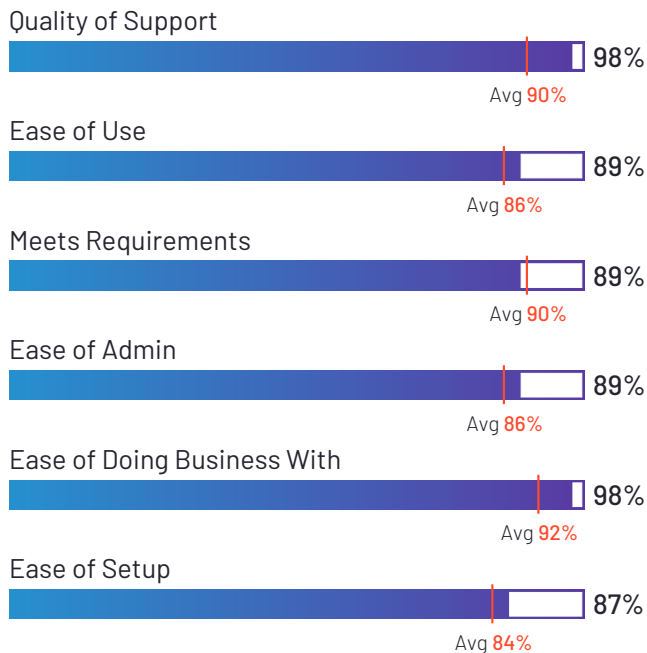
LogicGate Risk Cloud

4.6 ★★★★★ (160)

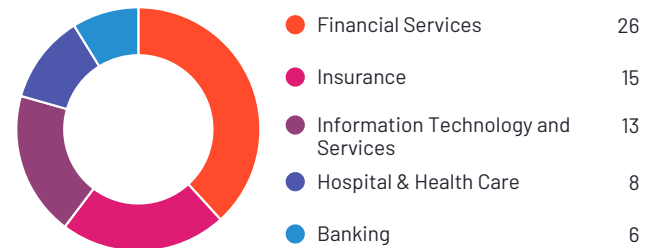


LogicGate Risk Cloud has been named a Leader based on receiving a high customer Satisfaction score and having a large Market Presence. 99% of users rated it 4 or 5 stars, 96% of users believe it is headed in the right direction, and users said they would be likely to recommend LogicGate Risk Cloud at a rate of 92%. LogicGate Risk Cloud is also in the Policy Management, Operational Risk Management, Third Party & Supplier Risk Management, IT Risk Management, Regulatory Change Management, Audit Management, Incident Management, Business Process Management, and Security Compliance categories.

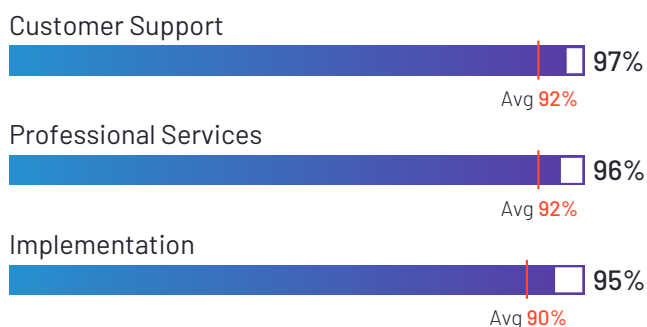
Satisfaction Ratings



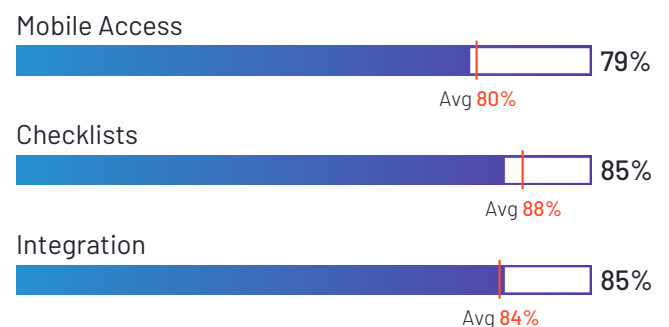
Top Industries Represented



Highest-Rated Features



Lowest-Rated Features



Ownership
LogicGate



HQ Location
Chicago, IL



Year Founded
2015



Employees (Listed On LinkedIn)
239



Company Website
logicgate.com



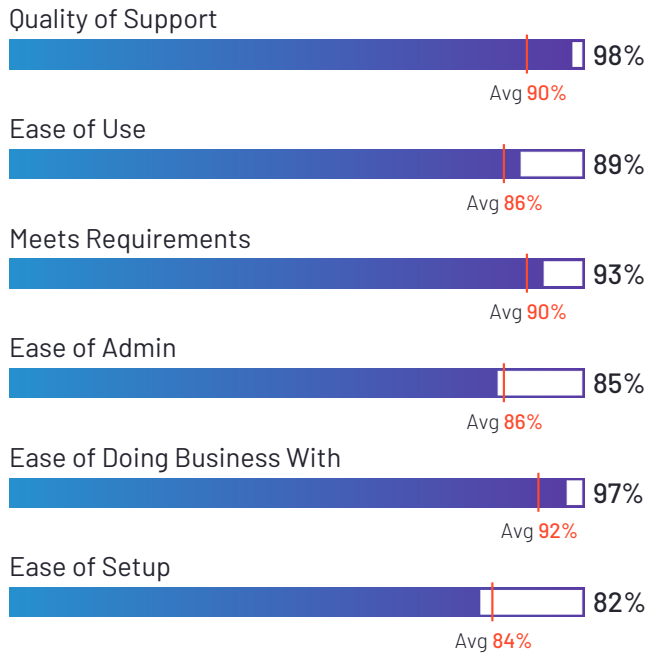
Ncontracts

4.7 ★★★★★ (146)



Ncontracts has been named a Leader based on receiving a high customer Satisfaction score and having a large Market Presence. 100% of users rated it 4 or 5 stars, 97% of users believe it is headed in the right direction, and users said they would be likely to recommend Ncontracts at a rate of 93%. Ncontracts is also in the Operational Risk Management, Business Continuity Management, Third Party & Supplier Risk Management, Regulatory Change Management, Audit Management, Vendor Management, Vendor Security and Privacy Assessment, and Contractor Risk Management categories.

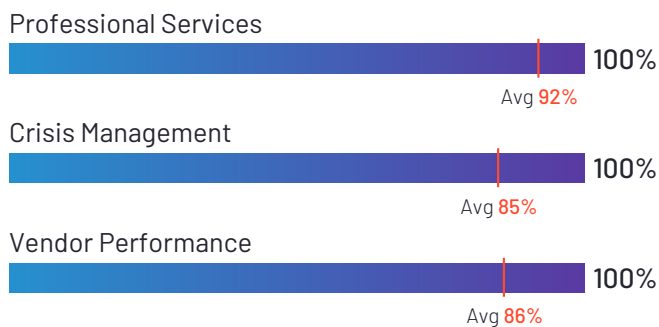
Satisfaction Ratings



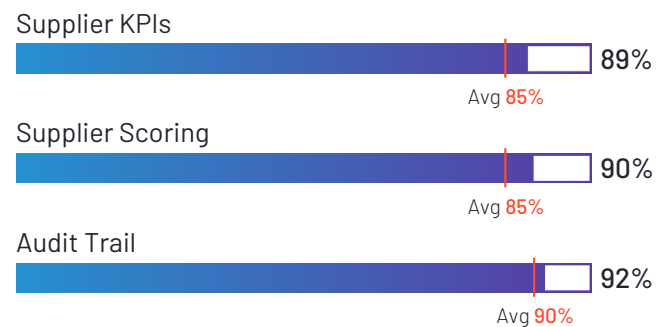
Top Industries Represented



Highest-Rated Features



Lowest-Rated Features



Ownership
Ncontracts



HQ Location
Brentwood, TN



Year Founded
2009



Employees (Listed On LinkedIn)
330



Company Website
ncontracts.com



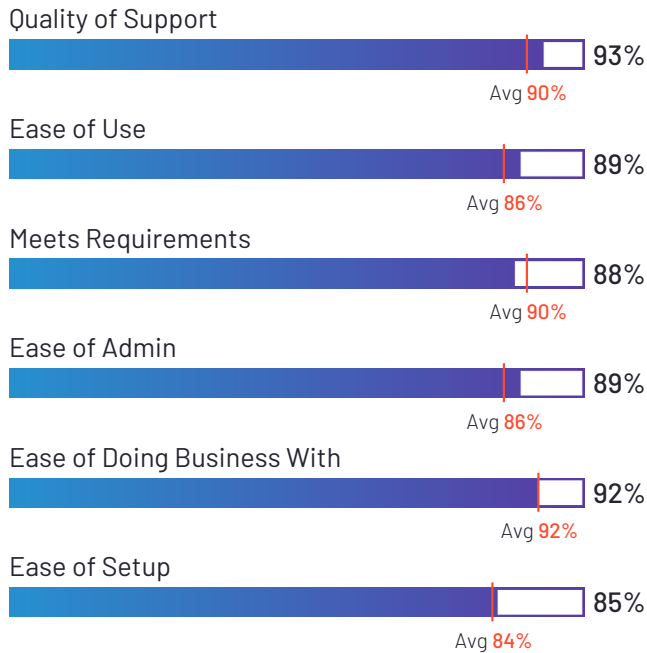
Camms GRC

4.5 ★★★★★ (69)

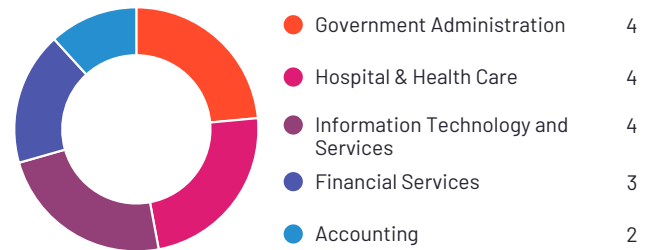


Camms GRC has been named a Leader based on receiving a high customer Satisfaction score and having a large Market Presence. 98% of users rated it 4 or 5 stars, 97% of users believe it is headed in the right direction, and users said they would be likely to recommend Camms GRC at a rate of 91%. Camms GRC is also in the Operational Risk Management, IT Risk Management, Occupational Health and Safety (OHS), and Environmental, Social, and Governance (ESG) Reporting categories.


Satisfaction Ratings



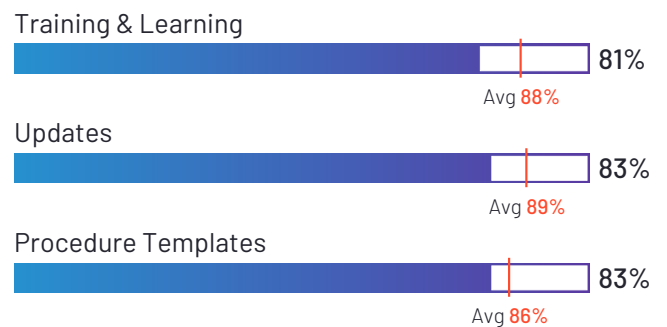
Top Industries Represented



Highest-Rated Features



Lowest-Rated Features



Ownership

Camms, a Riskconnect Company



HQ Location

Melbourne, Australia



Year Founded

1996



Employees (Listed On LinkedIn)

435



Company Website

cammsgroup.com



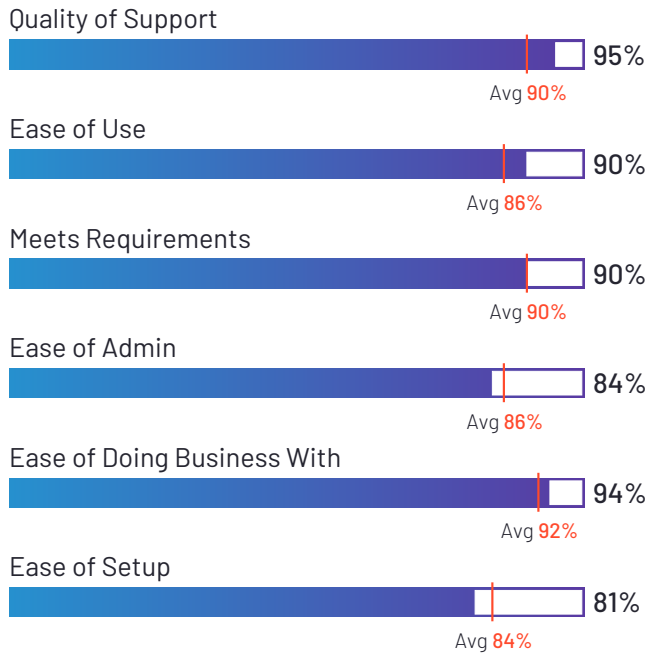
Protecht

4.6 ★★★★★ (50)

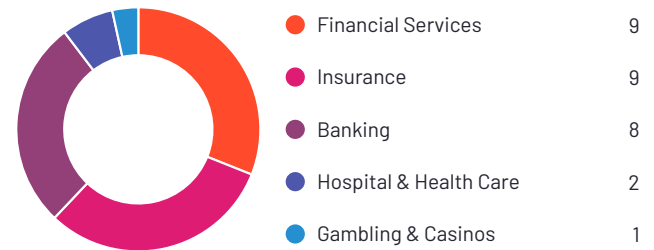


Protecht has been named a Leader based on receiving a high customer Satisfaction score and having a large Market Presence. 100% of users rated it 4 or 5 stars, 100% of users believe it is headed in the right direction, and users said they would be likely to recommend Protecht at a rate of 93%. Protecht is also in the Security Compliance, Policy Management, Operational Risk Management, Regulatory Change Management, Audit Management, Business Continuity Management, and Third Party & Supplier Risk Management categories.

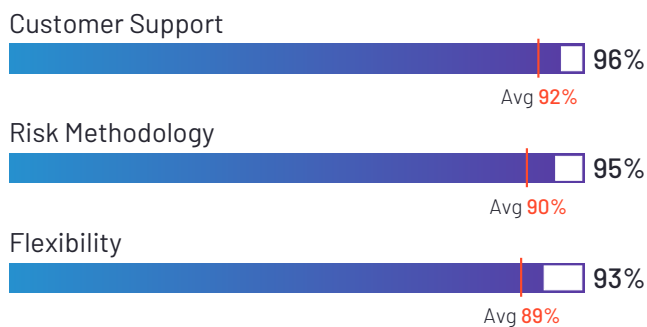
Satisfaction Ratings



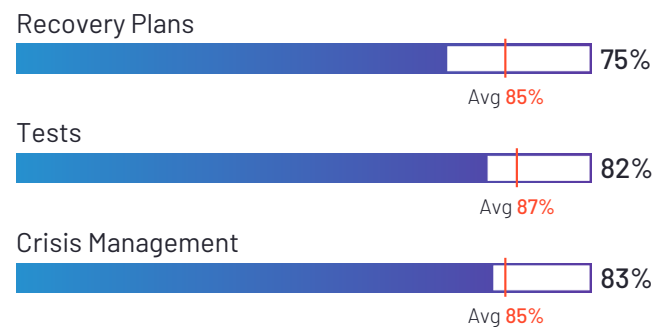
Top Industries Represented



Highest-Rated Features



Lowest-Rated Features



Ownership
Protecht



HQ Location
Sydney, Australia



Year Founded
1999



Employees (Listed On LinkedIn)
173



Company Website
protechtgroup.com



PEOPLE-POWERED AUTOMATION

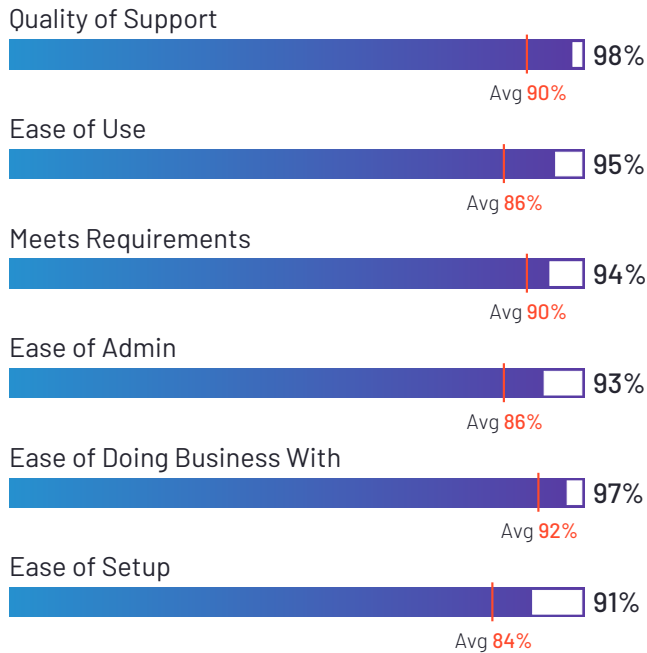
Onspring

4.7 ★★★★★ (59)

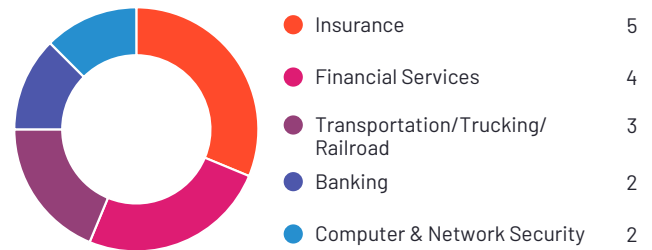


Onspring has been named a High Performer product based on having high customer Satisfaction scores and a low Market Presence compared to the rest of the category. 100% of users rated it 4 or 5 stars, 100% of users believe it is headed in the right direction, and users said they would be likely to recommend Onspring at a rate of 97%. Onspring is also in the Contract Lifecycle Management (CLM), Workflow Management, Policy Management, Business Continuity Management, Third Party & Supplier Risk Management, Regulatory Change Management, Audit Management, Incident Management, Vendor Management, and Security Compliance categories.

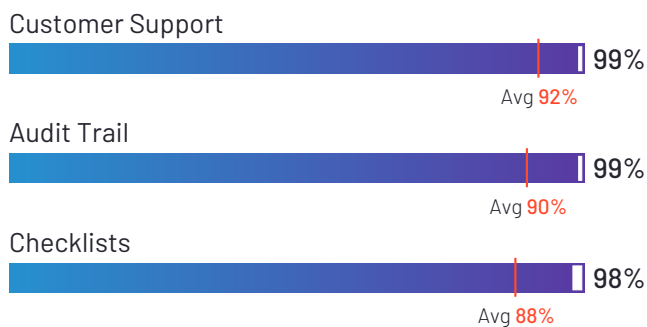
Satisfaction Ratings



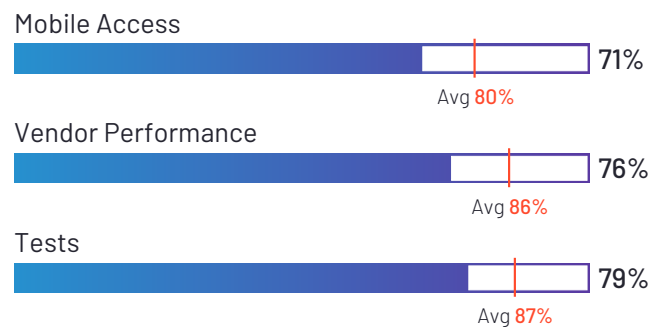
Top Industries Represented



Highest-Rated Features



Lowest-Rated Features



Ownership
Onspring
Technologies



HQ Location
Overland Park,
Kansas



Year Founded
2010



**Employees (Listed
On LinkedIn)**
105



Company Website
onspring.com



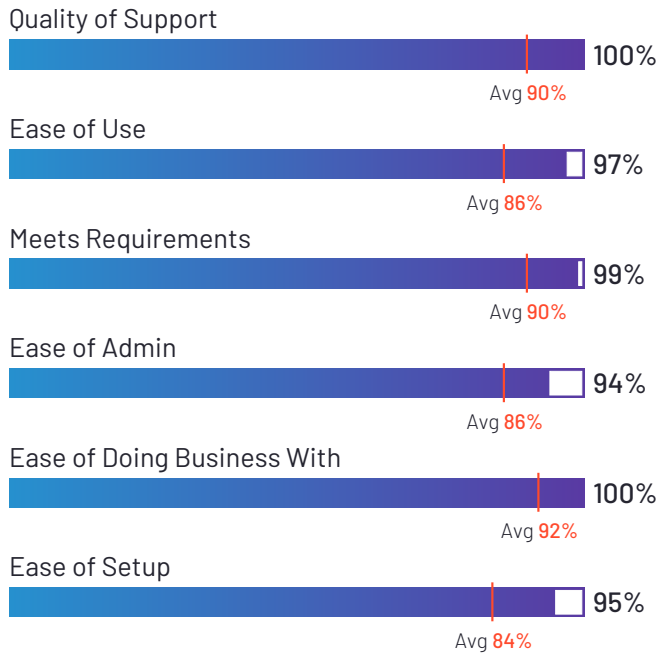
Compyl

5.0 ★★★★★ (45)

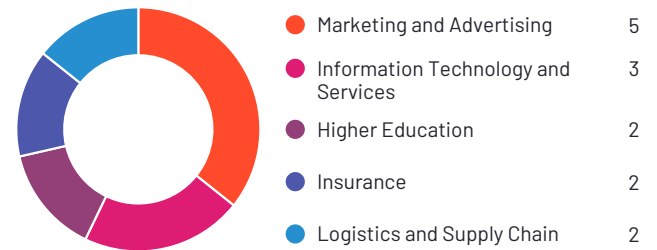


Compyl has been named a High Performer product based on having high customer Satisfaction scores and a low Market Presence compared to the rest of the category. 100% of users rated it 4 or 5 stars, 100% of users believe it is headed in the right direction, and users said they would be likely to recommend Compyl at a rate of 100%. Compyl is also in the Third Party & Supplier Risk Management, Policy Management, and Security Compliance categories.

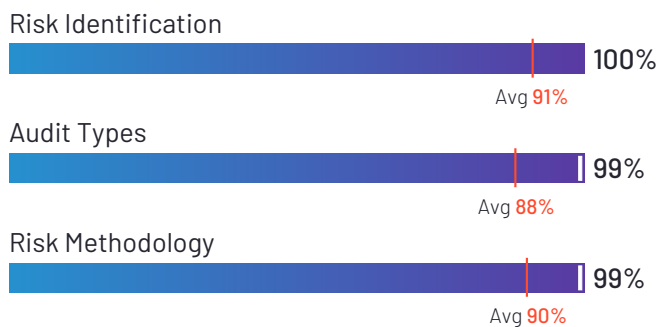
Satisfaction Ratings



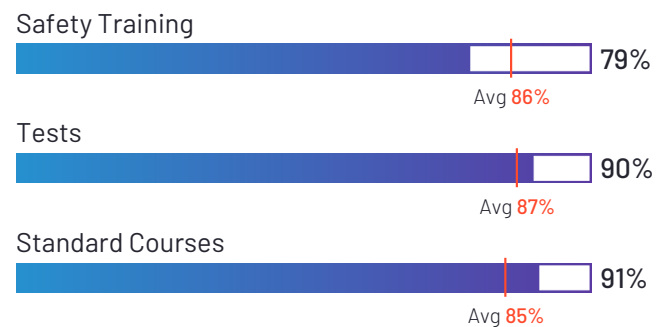
Top Industries Represented



Highest-Rated Features



Lowest-Rated Features



Ownership
Compyl



HQ Location
Manhattan, New York



Year Founded
2020



Employees (Listed On LinkedIn)
33



Company Website
www.compyl.com



Pirani

4.5 ★★★★★ (195)



Pirani has been named a High Performer product based on having high customer Satisfaction scores and a low Market Presence compared to the rest of the category. 89% of users rated it 4 or 5 stars, 100% of users believe it is headed in the right direction, and users said they would be likely to recommend Pirani at a rate of 89%. Pirani is also in the Operational Risk Management, IT Risk Management, Anti Money Laundering, Security Compliance, and Contractor Risk Management categories.

Satisfaction Ratings

Quality of Support



Ease of Use



Meets Requirements



Ease of Admin



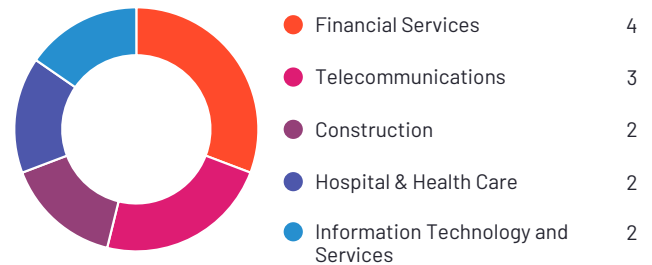
Ease of Doing Business With



Ease of Setup



Top Industries Represented



*N/A is displayed when fewer than five responses were received for the question.



Ownership
Pirani



HQ Location
Miami, Florida



Year Founded
2011



Employees (Listed On LinkedIn)
120



Company Website
piranirisk.com



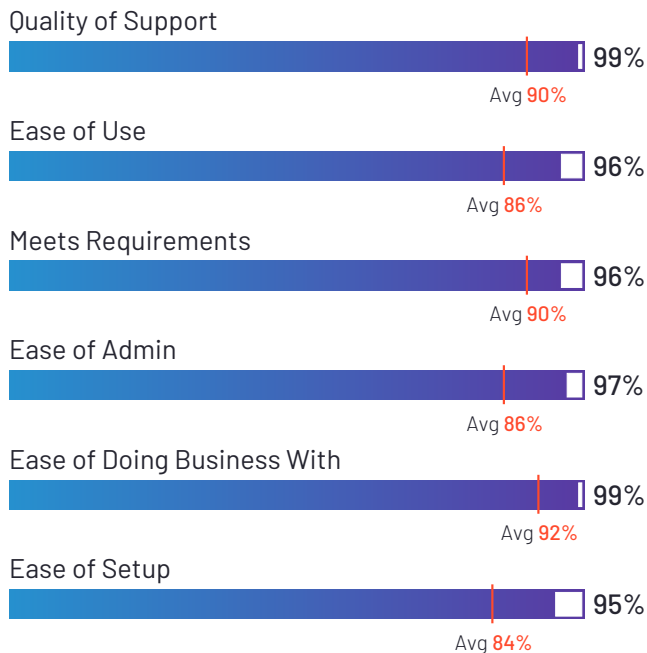
ESSENTIAL ERM

4.8 ★★★★★ (36)

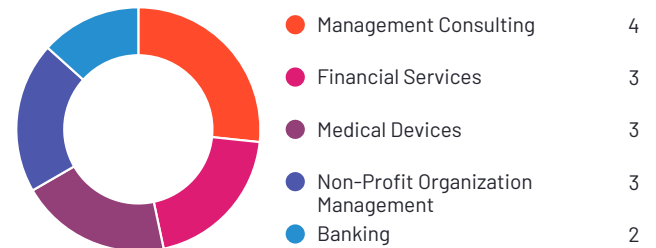


Essential ERM has been named a High Performer product based on having high customer Satisfaction scores and a low Market Presence compared to the rest of the category. 100% of users rated it 4 or 5 stars, 100% of users believe it is headed in the right direction, and users said they would be likely to recommend Essential ERM at a rate of 97%. Essential ERM is also in the Investigation Management, Regulatory Change Management, and Environmental, Social, and Governance (ESG) Reporting categories.

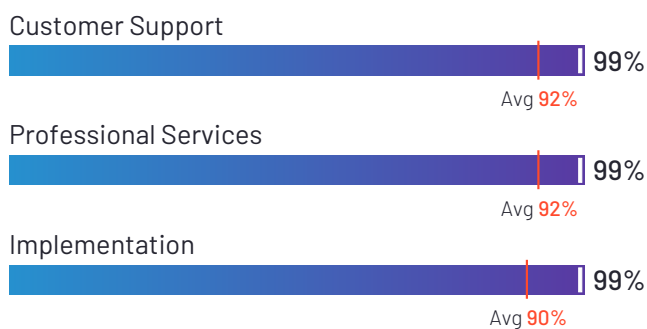
Satisfaction Ratings



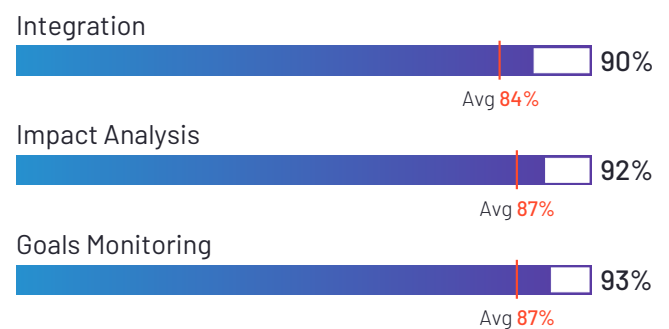
Top Industries Represented



Highest-Rated Features



Lowest-Rated Features



Ownership
Tracker Networks
Inc.



HQ Location
Toronto, Ontario



Year Founded
2018



**Employees (Listed
On LinkedIn)**
9



Company Website
trackernetworks.com



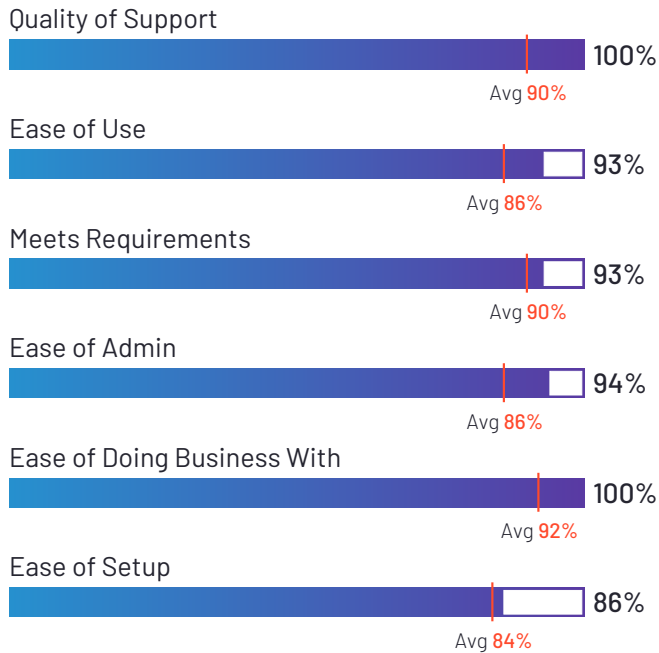
SimpleRisk

4.5 ★★★★★ (13)

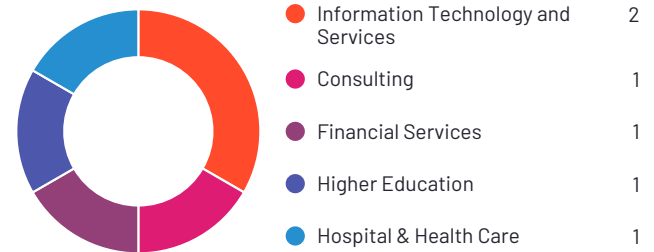


SimpleRisk has been named a High Performer product based on having high customer Satisfaction scores and a low Market Presence compared to the rest of the category. 90% of users rated it 4 or 5 stars, 100% of users believe it is headed in the right direction, and users said they would be likely to recommend SimpleRisk at a rate of 91%. SimpleRisk is also in the Regulatory Change Management and Incident Management categories.

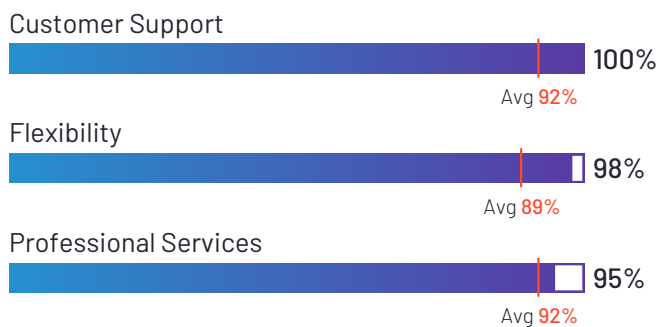
Satisfaction Ratings



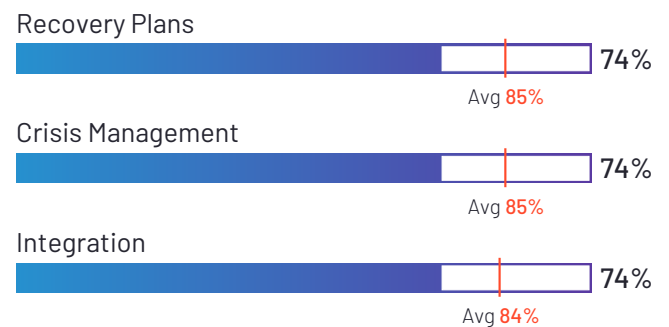
Top Industries Represented



Highest-Rated Features



Lowest-Rated Features



Ownership
SimpleRisk



HQ Location
Texas 78681, US



Year Founded
2013



Employees (Listed On LinkedIn)
9



Company Website
simplerisk.com



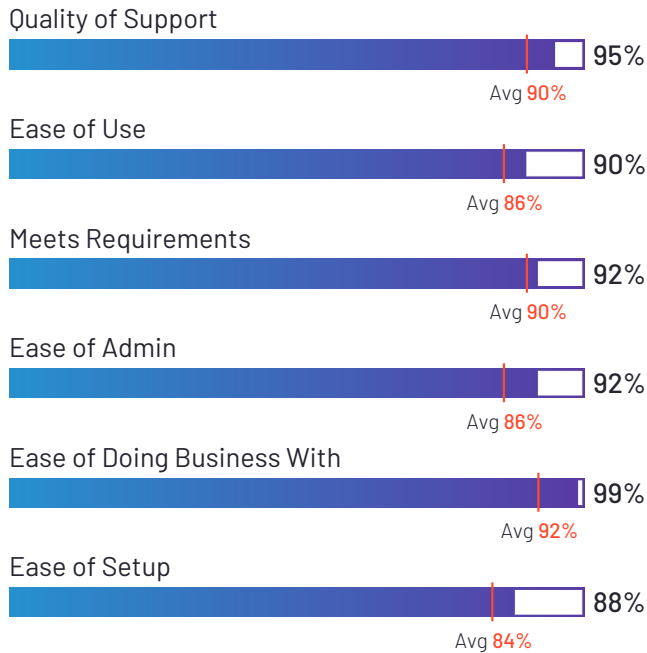
StandardFusion

4.6 ★★★★★ (48)



StandardFusion has been named a High Performer product based on having high customer Satisfaction scores and a low Market Presence compared to the rest of the category. 100% of users rated it 4 or 5 stars, 100% of users believe it is headed in the right direction, and users said they would be likely to recommend StandardFusion at a rate of 94%. StandardFusion is also in the Policy Management, Third Party & Supplier Risk Management, IT Risk Management, Audit Management, and Security Compliance categories.

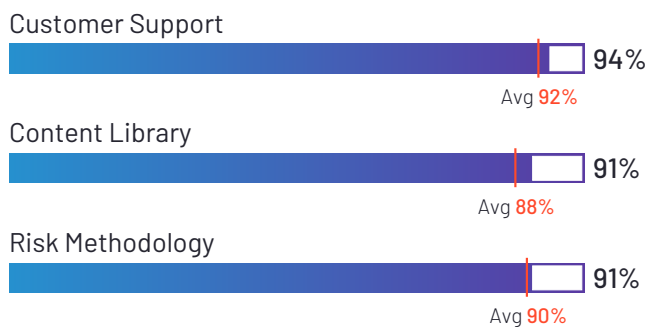
Satisfaction Ratings



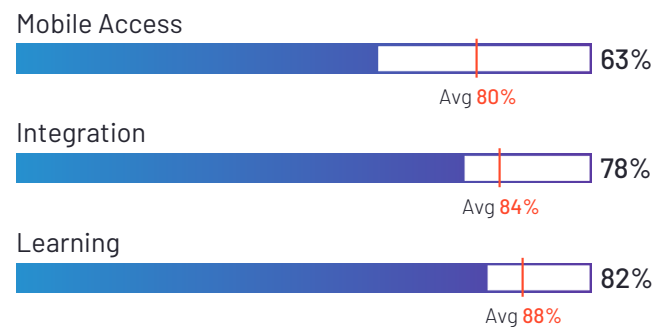
Top Industries Represented



Highest-Rated Features



Lowest-Rated Features



Ownership
StandardFusion



HQ Location
Vancouver, British Columbia



Year Founded
2016



Employees (Listed On LinkedIn)
37



Company Website
standardfusion.com

OSTENDIO

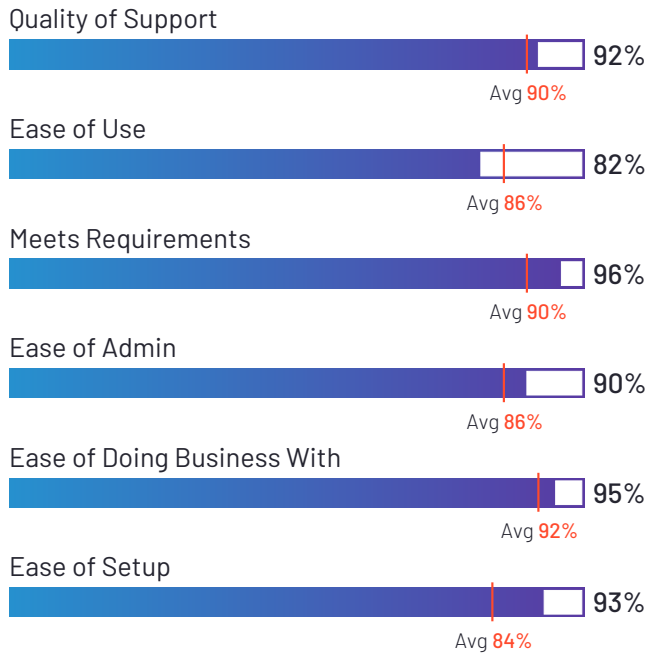
Ostendio

4.8 ★★★★★ (40)



Ostendio has been named a High Performer product based on having high customer Satisfaction scores and a low Market Presence compared to the rest of the category. 100% of users rated it 4 or 5 stars, 100% of users believe it is headed in the right direction, and users said they would be likely to recommend Ostendio at a rate of 94%. Ostendio is also in the Security Compliance, Vendor Security and Privacy Assessment, Third Party & Supplier Risk Management, IT Risk Management, and Audit Management categories.

Satisfaction Ratings



Top Industries Represented



Ownership
Ostendio



HQ Location
McLean, Virginia



Year Founded
2013



Employees (Listed On LinkedIn)
24



Company Website
ostendio.com



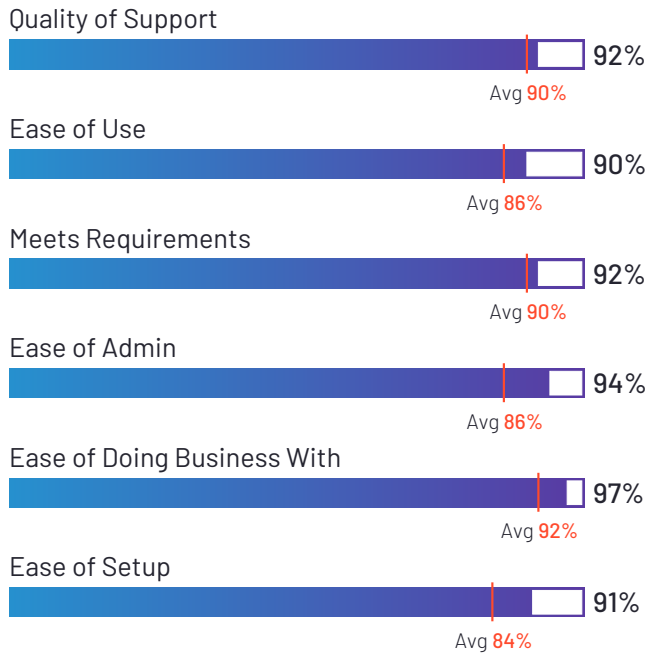
VComply

4.6 ★★★★★ (51)

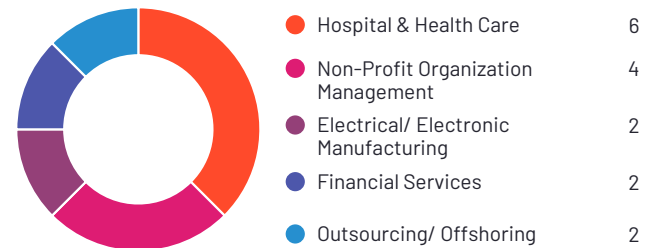


VComply has been named a High Performer product based on having high customer Satisfaction scores and a low Market Presence compared to the rest of the category. 97% of users rated it 4 or 5 stars, 87% of users believe it is headed in the right direction, and users said they would be likely to recommend VComply at a rate of 93%. VComply is also in the Policy Management, Regulatory Change Management, Audit Management, and Operational Risk Management categories.

Satisfaction Ratings



Top Industries Represented



Highest-Rated Features



Lowest-Rated Features



Ownership
VComply, Inc



HQ Location
Sunnyvale, California



Year Founded
2019



Employees (Listed On LinkedIn)
43



Company Website
v-comply.com

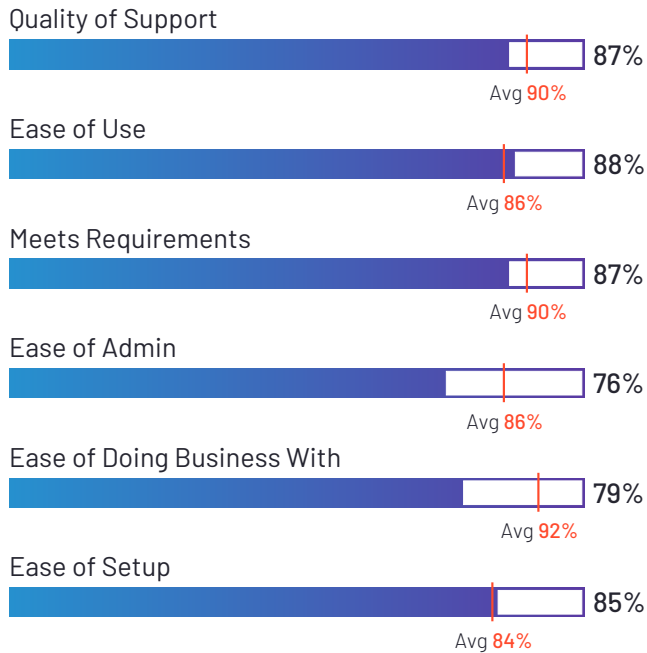


IBM OpenPages

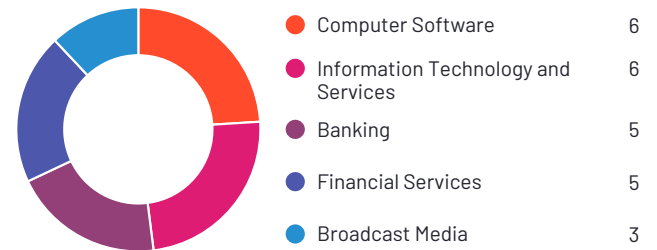
4.2 ★★★★★ (70)

IBM OpenPages has been named a Contender product based on having a relatively low customer Satisfaction score and large Market Presence compared to the rest of the category. While they may have positive reviews, they do not have enough reviews to validate those ratings. IBM OpenPages has the largest Market Presence among products in Enterprise Risk Management (ERM). 91% of users rated it 4 or 5 stars, 81% of users believe it is headed in the right direction, and users said they would be likely to recommend IBM OpenPages at a rate of 83%. IBM OpenPages is also in the Audit Management, Third Party & Supplier Risk Management, IT Risk Management, Regulatory Change Management, Operational Risk Management, Business Continuity Management, and Vendor Security and Privacy Assessment categories.

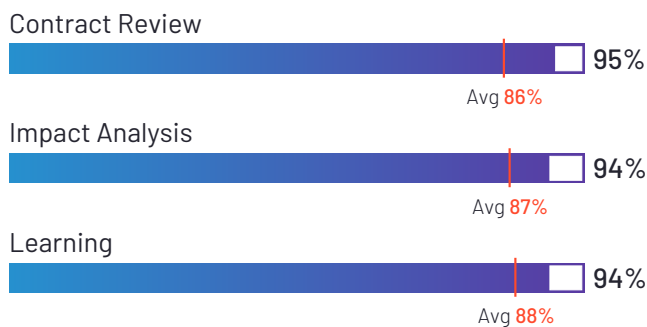
Satisfaction Ratings



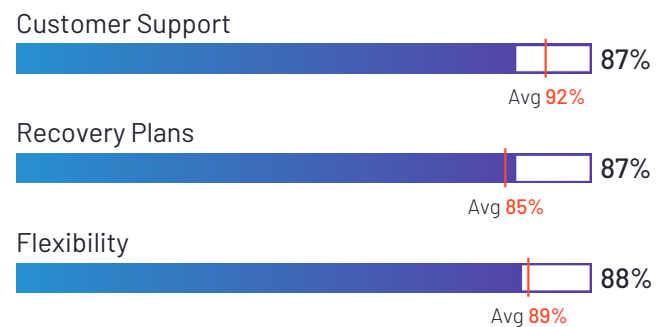
Top Industries Represented



Highest-Rated Features



Lowest-Rated Features



Ownership
IBM



HQ Location
Armonk, NY



Year Founded
1911



Employees (Listed On LinkedIn)
317,108



Company Website
www.ibm.com

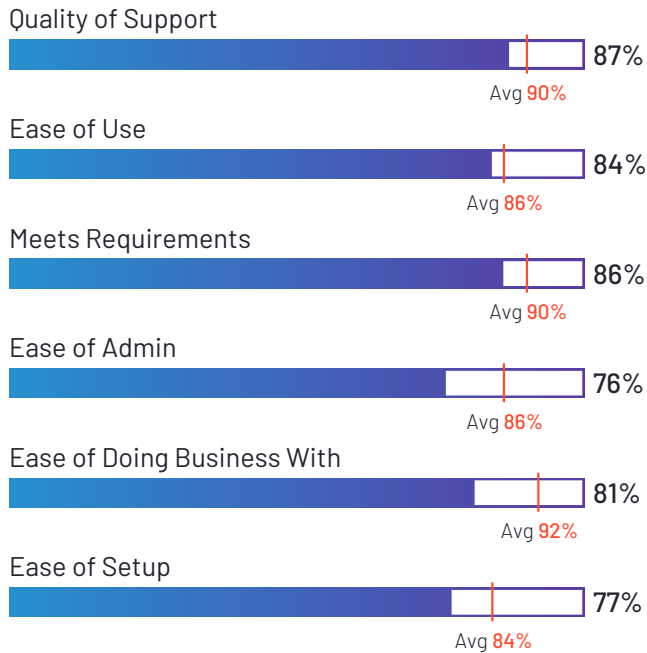
NAVEX™

NAVEX One


3.9 ★★★★★☆ (63)

NAVEX One has been named a Contender product based on having a relatively low customer Satisfaction score and large Market Presence compared to the rest of the category. While they may have positive reviews, they do not have enough reviews to validate those ratings. 87% of users rated it 4 or 5 stars, 71% of users believe it is headed in the right direction, and users said they would be likely to recommend NAVEX One at a rate of 80%. NAVEX One is also in the Ethics and Compliance Learning, Whistleblowing, Third Party & Supplier Risk Management, Policy Management, and Disclosure Management categories.

Satisfaction Ratings



Top Industries Represented



Ownership
NAVEX



HQ Location
Lake Oswego, OR



Year Founded
2012



Employees (Listed On LinkedIn)
1,527



Company Website
www.navex.com

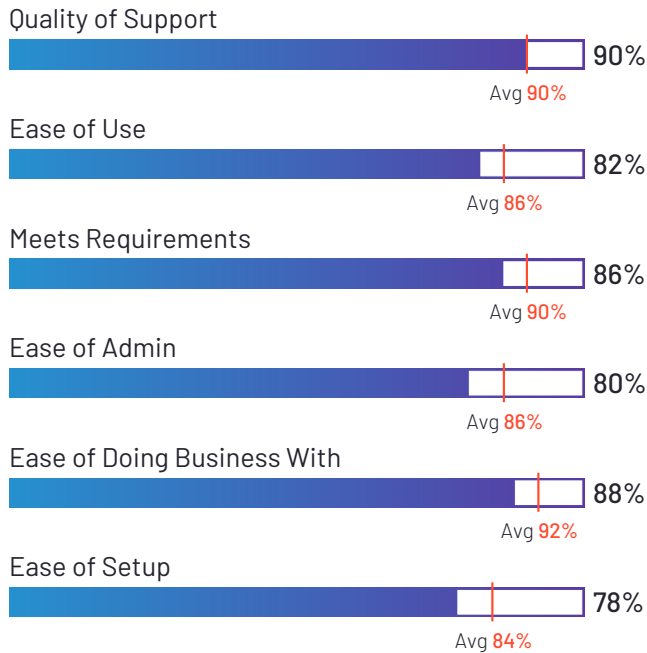


Resolver


4.3 ★★★★★ (160)

Resolver has been named a Contender product based on having a relatively low customer Satisfaction score and large Market Presence compared to the rest of the category. While they may have positive reviews, they do not have enough reviews to validate those ratings. 100% of users rated it 4 or 5 stars, 96% of users believe it is headed in the right direction, and users said they would be likely to recommend Resolver at a rate of 87%. Resolver is also in the Security Compliance, Protective Intelligence Platforms, Risk-Based Vulnerability Management, Investigation Management, Operational Risk Management, Third Party & Supplier Risk Management, IT Risk Management, Audit Management, Physical Security, Incident Response, Threat Intelligence, Content Moderation Tools, and Social Media Listening Tools categories.

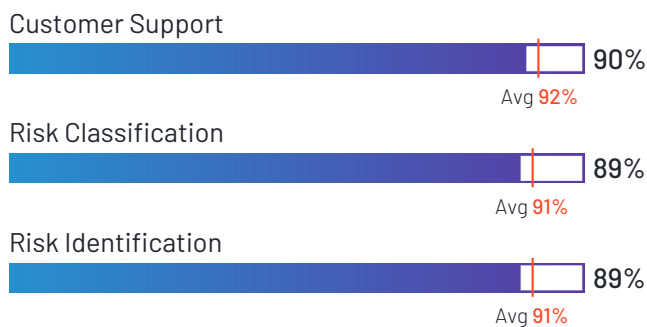
Satisfaction Ratings



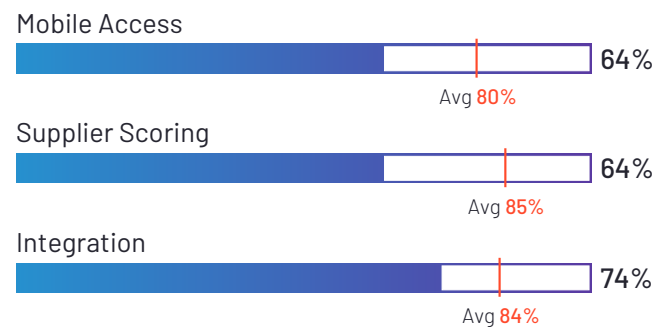
Top Industries Represented



Highest-Rated Features



Lowest-Rated Features



Ownership
Resolver



HQ Location
Toronto, Canada



Employees (Listed On LinkedIn)
430



Company Website
resolver.com

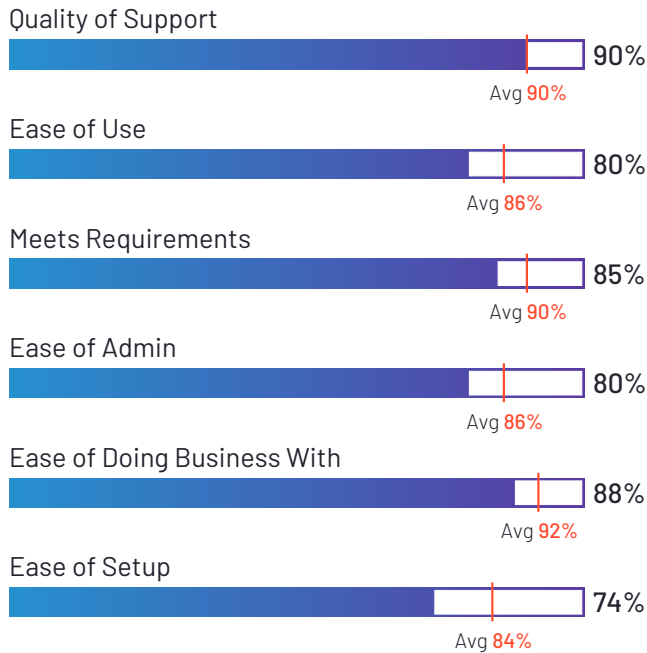


Diligent One Platform, formerly HighBond

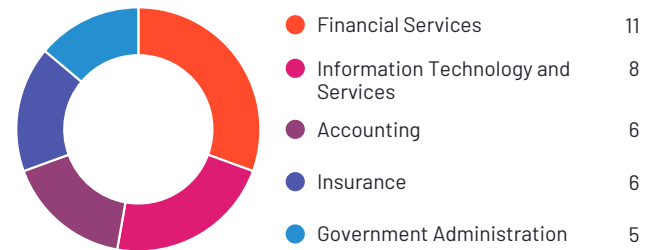
4.3 ★★★★★ (136)

Diligent One Platform, formerly HighBond has been named a Contender product based on having a relatively low customer Satisfaction score and large Market Presence compared to the rest of the category. While they may have positive reviews, they do not have enough reviews to validate those ratings. 87% of users rated it 4 or 5 stars, 82% of users believe it is headed in the right direction, and users said they would be likely to recommend Diligent One Platform, formerly HighBond at a rate of 85%. Diligent One Platform, formerly HighBond is also in the Policy Management, Operational Risk Management, Business Continuity Management, Third Party & Supplier Risk Management, Regulatory Change Management, Audit Management, and IT Risk Management categories.


Satisfaction Ratings



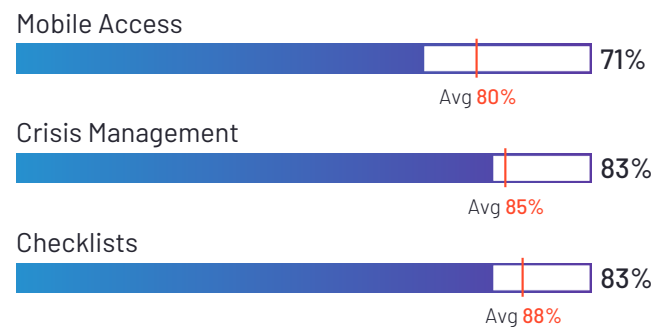
Top Industries Represented



Highest-Rated Features



Lowest-Rated Features



Ownership
Diligent Corporation



HQ Location
New York, NY



Year Founded
2001



Employees (Listed On LinkedIn)
2,652



Company Website
diligent.com

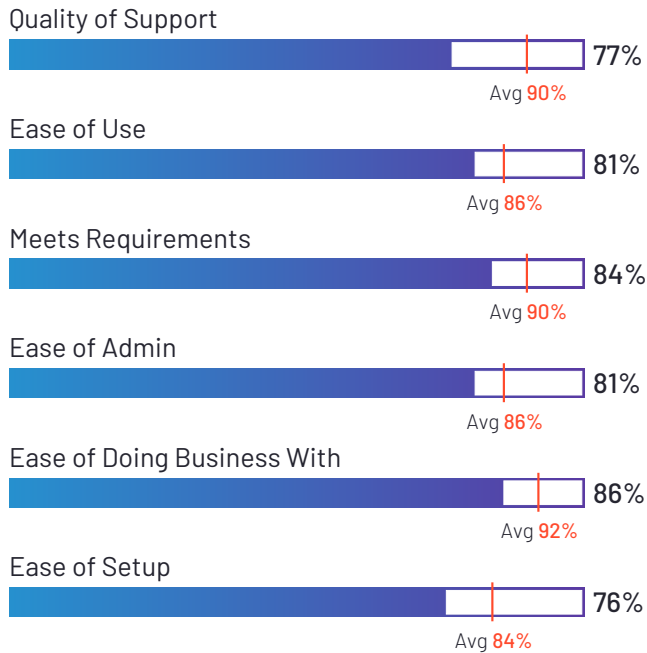


Oracle GRC

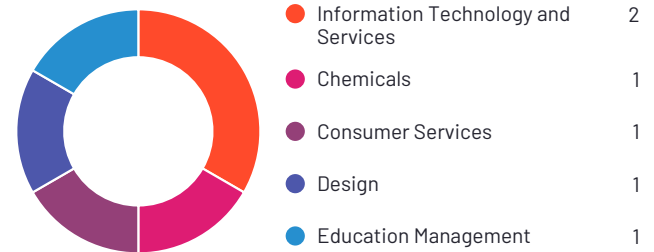
4.0 ★★★★★ (12)

Oracle GRC has been named a Contender product based on having a relatively low customer Satisfaction score and large Market Presence compared to the rest of the category. While they may have positive reviews, they do not have enough reviews to validate those ratings. 91% of users rated it 4 or 5 stars, 100% of users believe it is headed in the right direction, and users said they would be likely to recommend Oracle GRC at a rate of 79%. Oracle GRC is also in the Regulatory Change Management, Audit Management, and Business Continuity Management categories.

Satisfaction Ratings



Top Industries Represented



Ownership
Oracle



HQ Location
Austin, TX



Year Founded
1977



Employees (Listed On LinkedIn)
199,405



Company Website
www.oracle.com

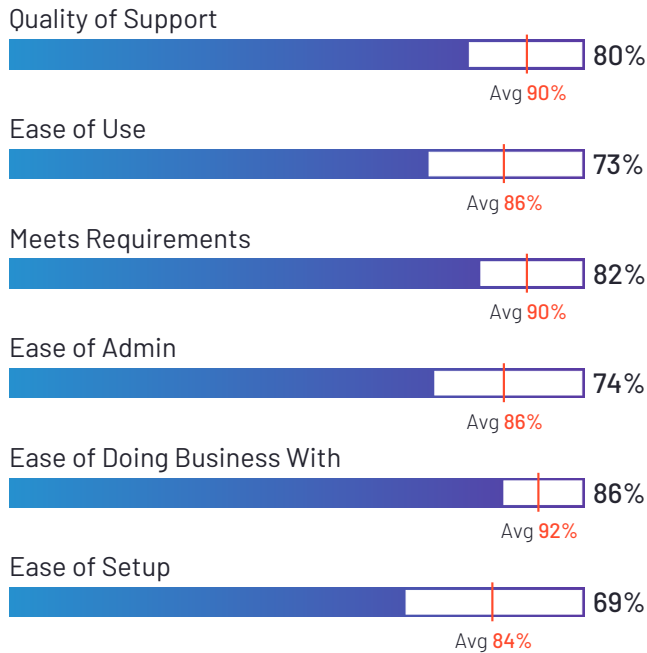


SAI360

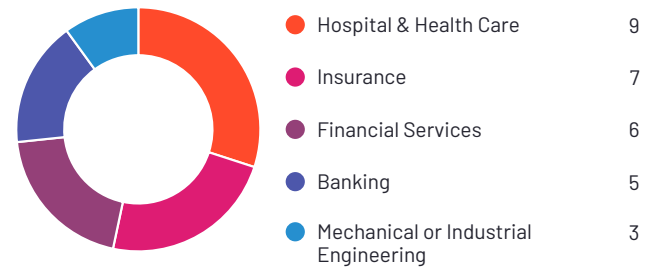
4.1 ★★★★★ (105)

SAI360 has been named a Contender product based on having a relatively low customer Satisfaction score and large Market Presence compared to the rest of the category. While they may have positive reviews, they do not have enough reviews to validate those ratings. 84% of users rated it 4 or 5 stars, 86% of users believe it is headed in the right direction, and users said they would be likely to recommend SAI360 at a rate of 80%. SAI360 is also in the Security Compliance, Harassment Prevention Training, Healthcare Risk Management, Healthcare Compliance, Disclosure Management, Policy Management, Ethics and Compliance Learning, Operational Risk Management, Business Continuity Management, Third Party & Supplier Risk Management, IT Risk Management, Regulatory Change Management, and Audit Management categories.

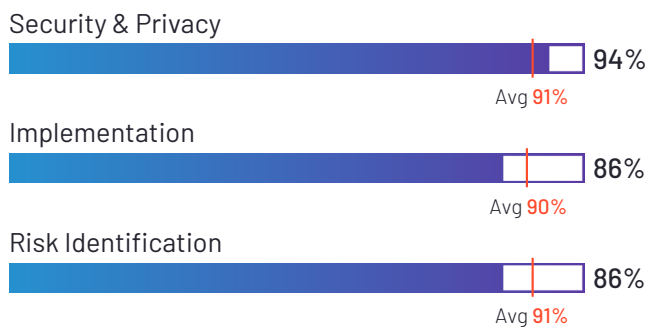
Satisfaction Ratings



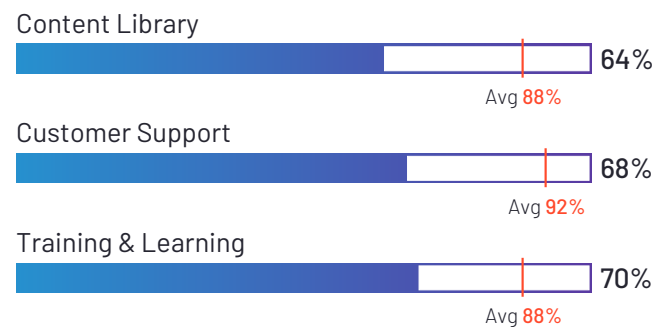
Top Industries Represented



Highest-Rated Features



Lowest-Rated Features



Ownership
SAI360



HQ Location
Chicago, US



Year Founded
2003



Employees (Listed On LinkedIn)
435



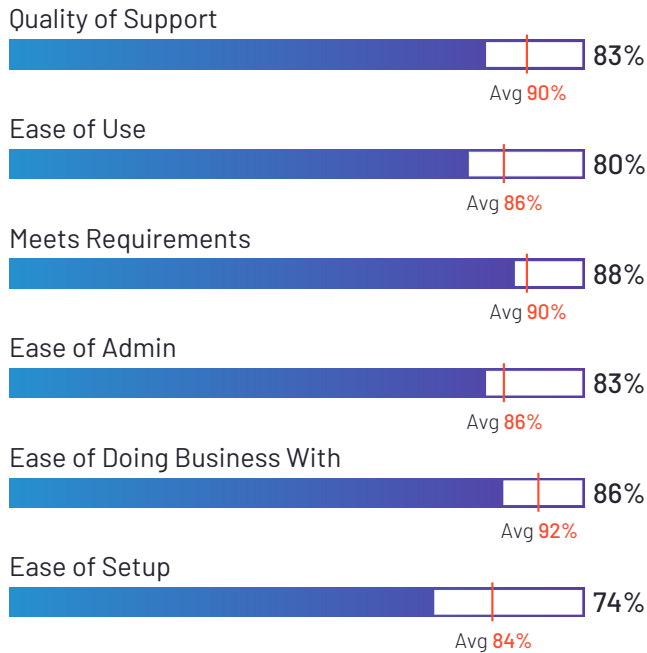
Company Website
www.sai360.com



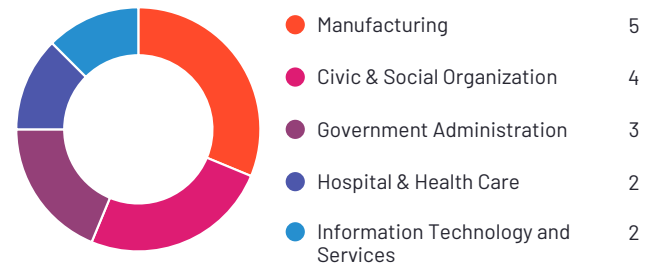
4.2 ★★★★★☆ (37)

Ideagen Risk Management has been named a Contender product based on having a relatively low customer Satisfaction score and large Market Presence compared to the rest of the category. While they may have positive reviews, they do not have enough reviews to validate those ratings. 100% of users rated it 4 or 5 stars, 90% of users believe it is headed in the right direction, and users said they would be likely to recommend Ideagen Risk Management at a rate of 84%. Ideagen Risk Management is also in the Policy Management and Business Continuity Management categories.

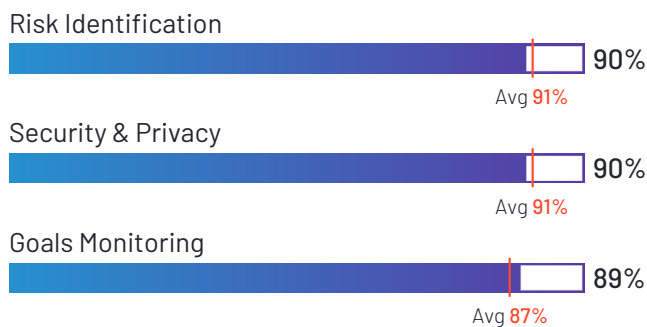
Satisfaction Ratings



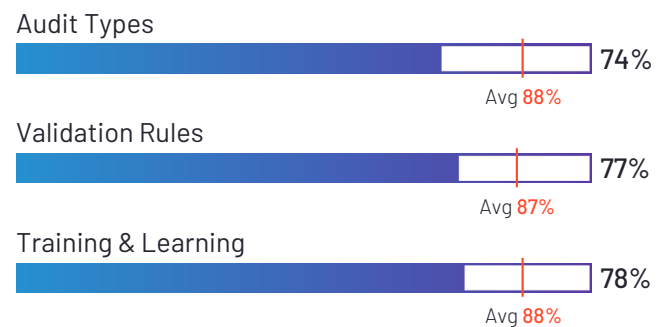
Top Industries Represented



Highest-Rated Features



Lowest-Rated Features



Ownership
Ideagen



HQ Location
Ruddington,
Nottingham



Year Founded
2000



**Employees (Listed
On LinkedIn)**
1,181



Company Website
ideagen.com

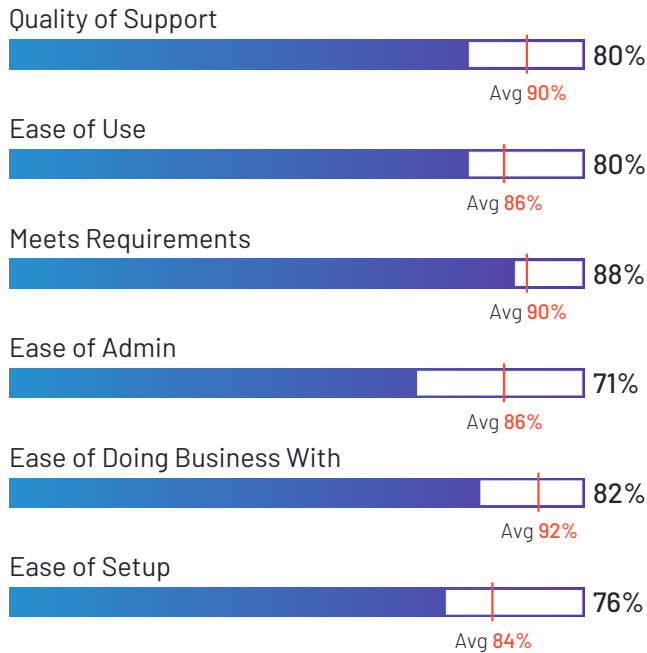
servicenow.

ServiceNow Integrated Risk Management


4.4 ★★★★★ (22)

ServiceNow Integrated Risk Management has been named a Contender product based on having a relatively low customer Satisfaction score and large Market Presence compared to the rest of the category. While they may have positive reviews, they do not have enough reviews to validate those ratings. 93% of users rated it 4 or 5 stars, 92% of users believe it is headed in the right direction, and users said they would be likely to recommend ServiceNow Integrated Risk Management at a rate of 89%. ServiceNow Integrated Risk Management is also in the Policy Management, Operational Risk Management, Regulatory Change Management, and Audit Management categories.

Satisfaction Ratings



Top Industries Represented



Ownership
ServiceNow



HQ Location
Santa Clara, CA



Year Founded
2004



Employees (Listed On LinkedIn)
29,567



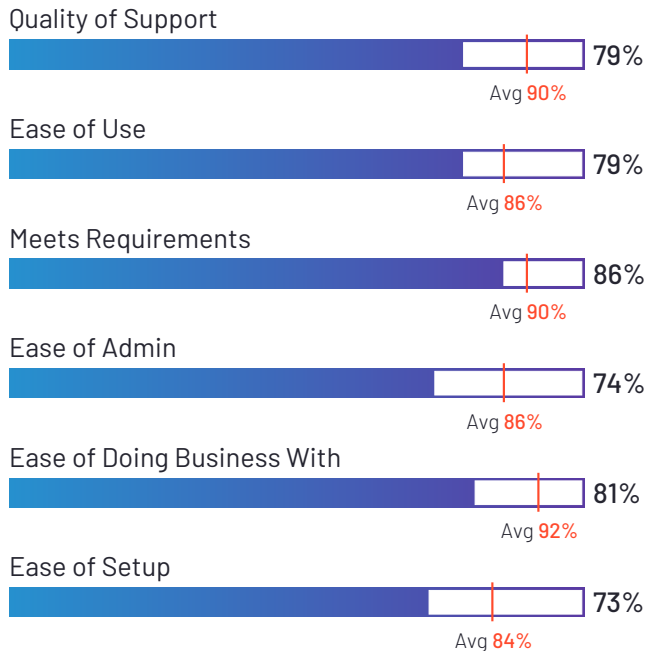
Company Website
servicenow.com

onetrust

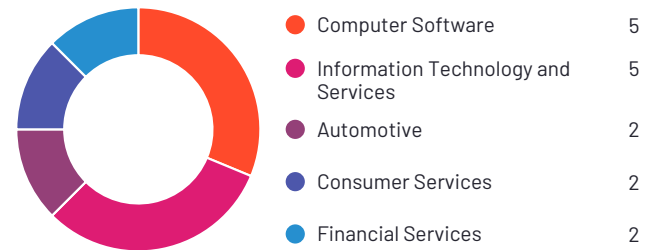
4.5 ★★★★★ (96)

OneTrust Tech Risk & Compliance has been named a Contender product based on having a relatively low customer Satisfaction score and large Market Presence compared to the rest of the category. While they may have positive reviews, they do not have enough reviews to validate those ratings. 95% of users rated it 4 or 5 stars, 78% of users believe it is headed in the right direction, and users said they would be likely to recommend OneTrust Tech Risk & Compliance at a rate of 90%. OneTrust Tech Risk & Compliance is also in the Security Compliance, Vendor Security and Privacy Assessment, Policy Management, IT Risk Management, Incident Response, and Third Party & Supplier Risk Management categories.

Satisfaction Ratings



Top Industries Represented



Ownership
OneTrust



HQ Location
Atlanta, Georgia



Year Founded
2016



Employees (Listed On LinkedIn)
2,630



Company Website
onetrust.com

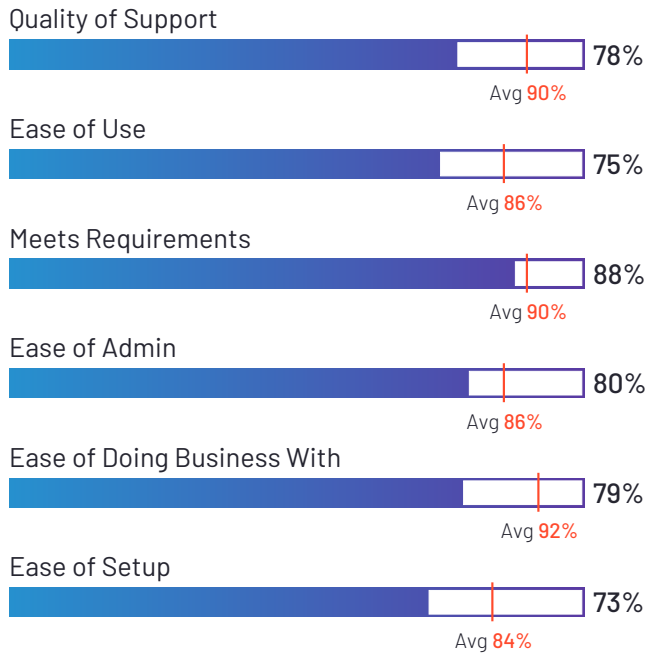


SAP Risk Management

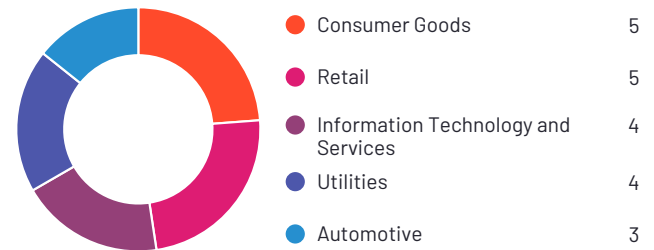
4.2 ★★★★★☆ (62)

SAP Risk Management has been named a Contender product based on having a relatively low customer Satisfaction score and large Market Presence compared to the rest of the category. While they may have positive reviews, they do not have enough reviews to validate those ratings. 88% of users rated it 4 or 5 stars, 91% of users believe it is headed in the right direction, and users said they would be likely to recommend SAP Risk Management at a rate of 82%. SAP Risk Management is also in the Operational Risk Management, IT Risk Management, and Audit Management categories.

Satisfaction Ratings



Top Industries Represented



Ownership
SAP



HQ Location
Walldorf



Year Founded
1972



Employees (Listed On LinkedIn)
125,049



Company Website
www.sap.com

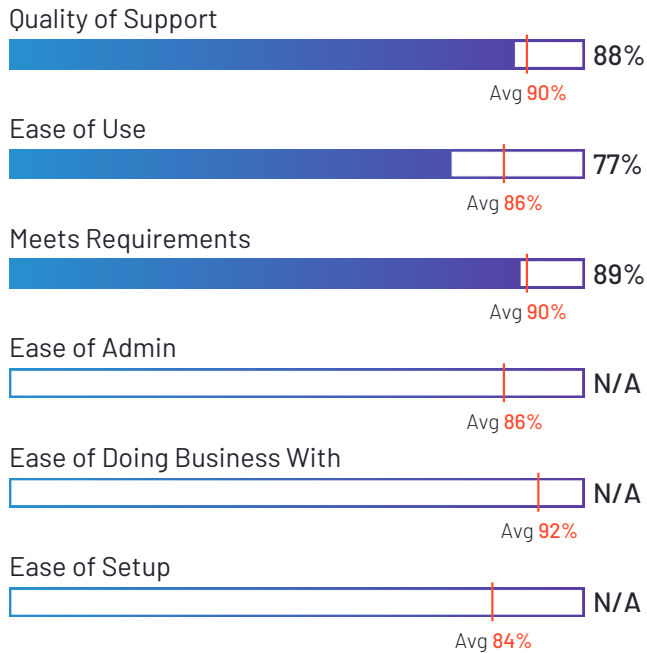


SAS Governance and Compliance Manager


4.5 ★★★★★ (14)

SAS Governance and Compliance Manager has been named a Contender product based on having a relatively low customer Satisfaction score and large Market Presence compared to the rest of the category. While they may have positive reviews, they do not have enough reviews to validate those ratings. 100% of users rated it 4 or 5 stars, 85% of users believe it is headed in the right direction, and users said they would be likely to recommend SAS Governance and Compliance Manager at a rate of 89%. SAS Governance and Compliance Manager is also in the Audit Management and Policy Management categories.

Satisfaction Ratings



Top Industries Represented



*N/A is displayed when fewer than five responses were received for the question.



Ownership
SAS Institute Inc.



HQ Location
Cary, NC



Year Founded
1976



Employees (Listed On LinkedIn)
17,268



Company Website
www.sas.com

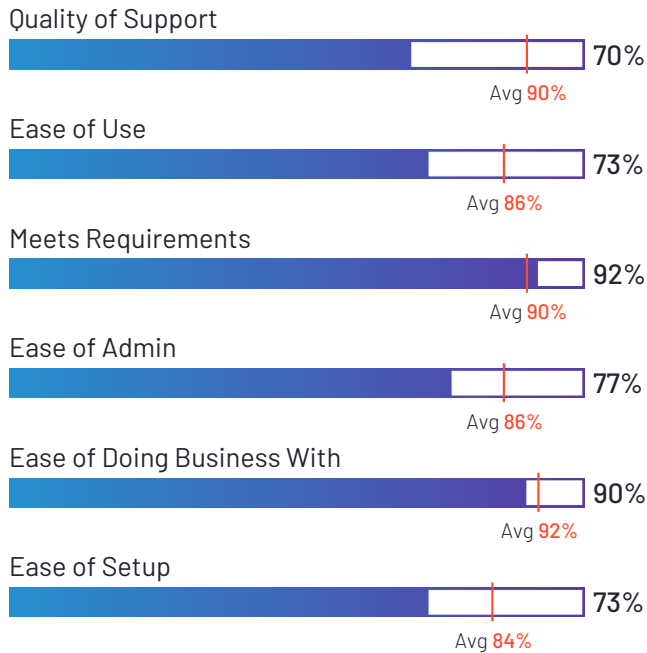


Archer

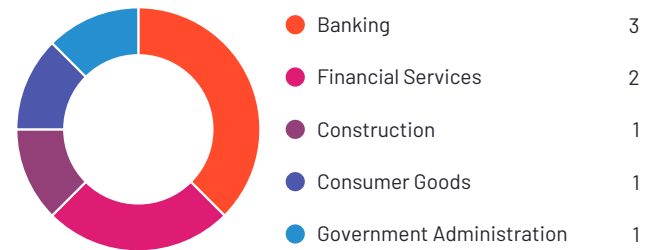
3.6 ★★★★★ (20)

Archer has been named a Contender product based on having a relatively low customer Satisfaction score and large Market Presence compared to the rest of the category. While they may have positive reviews, they do not have enough reviews to validate those ratings. 92% of users rated it 4 or 5 stars, 70% of users believe it is headed in the right direction, and users said they would be likely to recommend Archer at a rate of 79%. Archer is also in the Operational Risk Management, Business Continuity Management, Third Party & Supplier Risk Management, IT Risk Management, Audit Management, Disclosure Management, Environmental, Social, and Governance (ESG) Reporting, Policy Management, Regulatory Change Management, Security Compliance, and Contractor Risk Management categories.

Satisfaction Ratings



Top Industries Represented



Ownership

Archer Technologies



HQ Location

Overland Park,
Kansas



Year Founded

2023



Employees (Listed On LinkedIn)

831



Company Website

archerirm.com

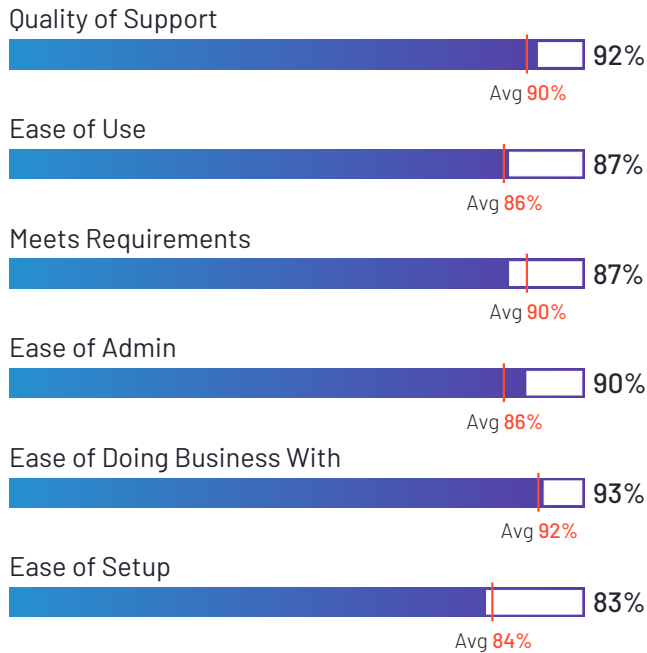


ZenGRC

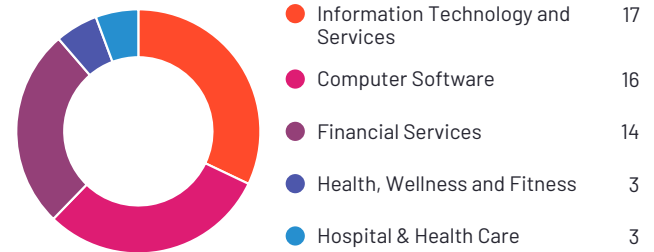
4.4 ★★★★★ (93)

ZenGRC has been named a Niche product based on having a relatively low Satisfaction score and low Market Presence compared to the rest of the category. While they may have positive reviews, they do not have enough reviews to validate those ratings. 98% of users rated it 4 or 5 stars, 98% of users believe it is headed in the right direction, and users said they would be likely to recommend ZenGRC at a rate of 89%. ZenGRC is also in the IT Risk Management, Audit Management, Third Party & Supplier Risk Management, Business Continuity Management, and Security Compliance categories.

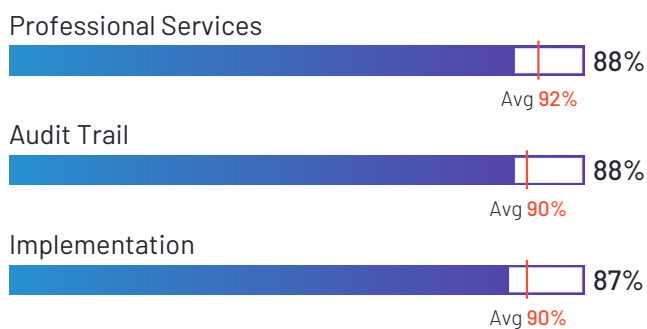
Satisfaction Ratings



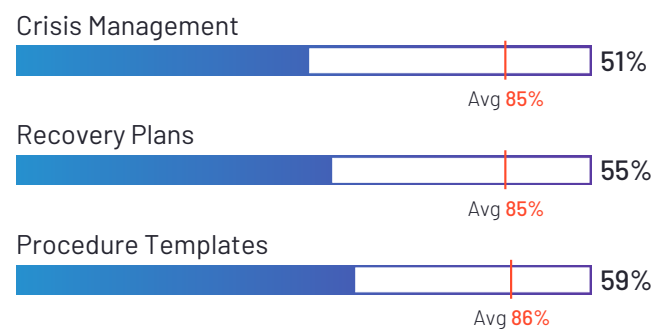
Top Industries Represented



Highest-Rated Features



Lowest-Rated Features



Ownership
Zengrc



HQ Location
San Francisco, CA



Year Founded
2009



Employees (Listed On LinkedIn)
70



Company Website
www.zengrc.com

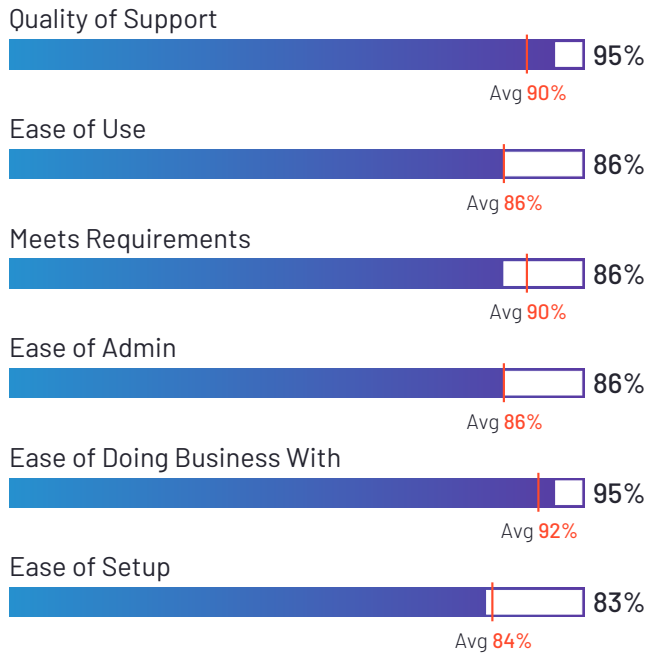


SureCloud

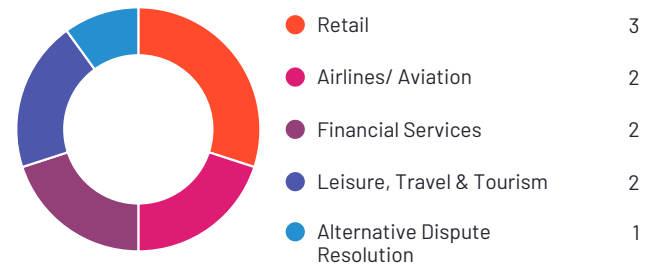
4.3 ★★★★★ (34)

SureCloud has been named a Niche product based on having a relatively low Satisfaction score and low Market Presence compared to the rest of the category. While they may have positive reviews, they do not have enough reviews to validate those ratings. 94% of users rated it 4 or 5 stars, 87% of users believe it is headed in the right direction, and users said they would be likely to recommend SureCloud at a rate of 88%. SureCloud is also in the Security Compliance, Vendor Security and Privacy Assessment, Data Privacy Management, Third Party & Supplier Risk Management, IT Risk Management, Regulatory Change Management, Business Continuity Management, and Policy Management categories.

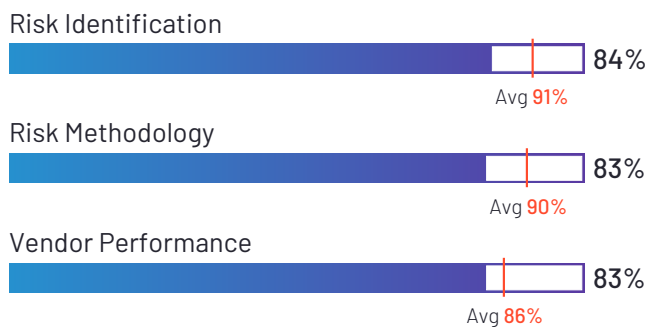
Satisfaction Ratings



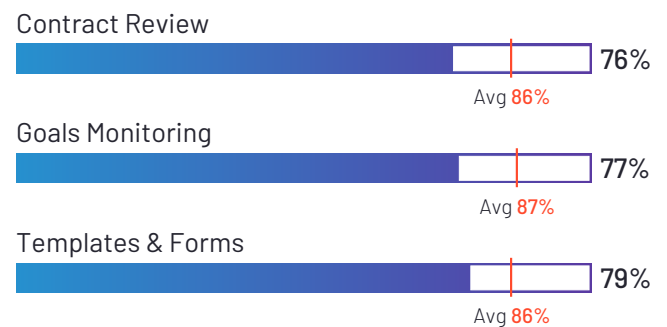
Top Industries Represented



Highest-Rated Features



Lowest-Rated Features



Ownership
SureCloud



HQ Location
London, United Kingdom



Year Founded
2006



Employees (Listed On LinkedIn)
74



Company Website
surecloud.com

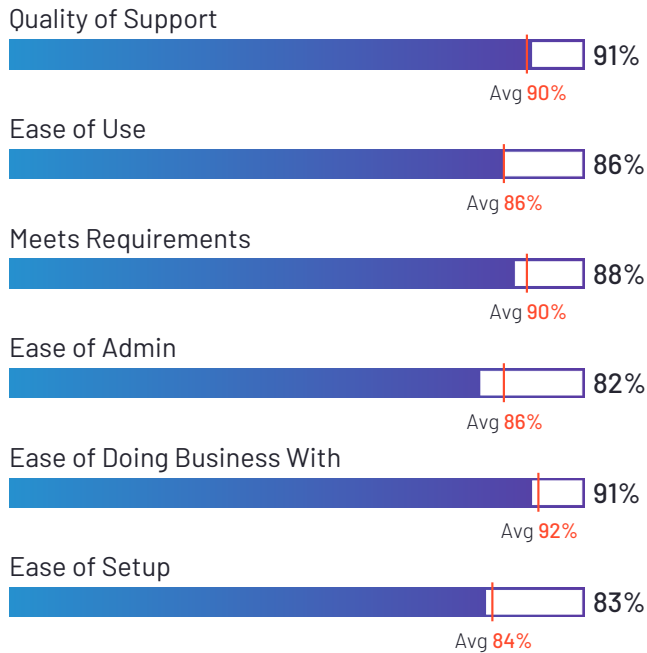


LogicManager


4.5 ★★★★★ (61)

LogicManager has been named a Niche product based on having a relatively low Satisfaction score and low Market Presence compared to the rest of the category. While they may have positive reviews, they do not have enough reviews to validate those ratings. 96% of users rated it 4 or 5 stars, 100% of users believe it is headed in the right direction, and users said they would be likely to recommend LogicManager at a rate of 92%. LogicManager is also in the Vendor Security and Privacy Assessment, Policy Management, Operational Risk Management, Business Continuity Management, Third Party & Supplier Risk Management, IT Risk Management, Audit Management, Incident Management, and Security Compliance categories.

Satisfaction Ratings



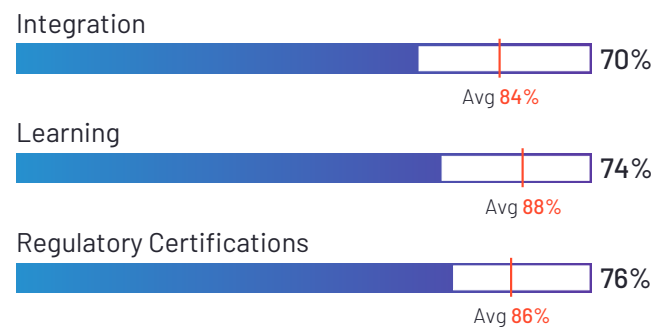
Top Industries Represented



Highest-Rated Features



Lowest-Rated Features



Ownership
LogicManager



HQ Location
Boston, MA



Year Founded
2005



Employees (Listed On LinkedIn)
58



Company Website
logicmanager.com

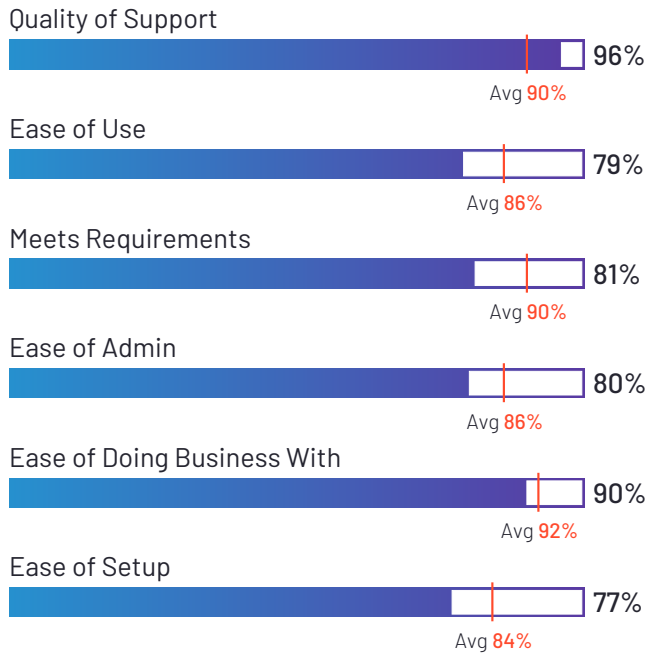


Acuity Risk Management

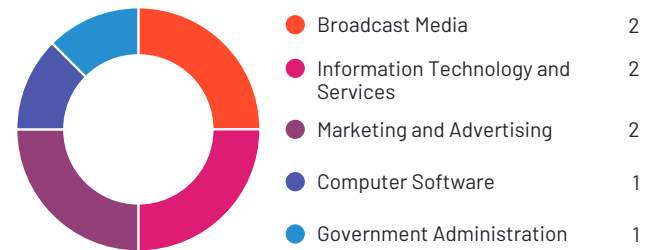
4.5 ★★★★★ (27)

Acuity Risk Management has been named a Niche product based on having a relatively low Satisfaction score and low Market Presence compared to the rest of the category. While they may have positive reviews, they do not have enough reviews to validate those ratings. 93% of users rated it 4 or 5 stars, 80% of users believe it is headed in the right direction, and users said they would be likely to recommend Acuity Risk Management at a rate of 90%. Acuity Risk Management is also in the Policy Management, Operational Risk Management, Business Continuity Management, Third Party & Supplier Risk Management, IT Risk Management, Regulatory Change Management, Audit Management, Incident Management, and Security Compliance categories.

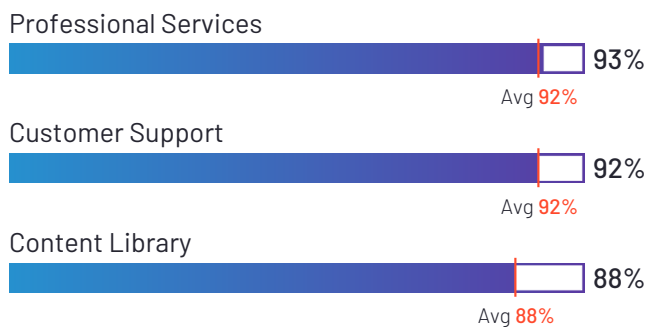
Satisfaction Ratings



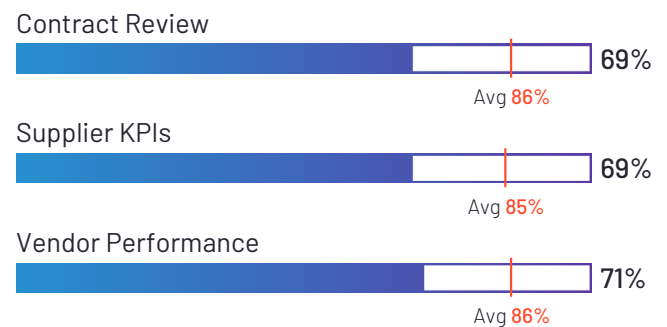
Top Industries Represented



Highest-Rated Features



Lowest-Rated Features



Ownership
Acuity Risk
Management LLP



HQ Location
London, England



Year Founded
2005



**Employees (Listed
On LinkedIn)**
21



Company Website
acuityrm.com



Satisfaction Ratings for Enterprise Risk Management (ERM)

G2 reviewers rated software sellers ability to satisfy their needs as shown in the table below.

	Satisfaction		Satisfaction by Category						Net Promoter Score (NPS)
	Likelihood to Recommend	Product Going in Right Direction?	Meets Requirements	Ease of Admin	Ease of Doing Business With	Quality of Support	Ease of Setup	Ease of Use	
AuditBoard	94%	97%	90%	86%	93%	90%	84%	91%	80
Workiva	90%	96%	91%	90%	94%	93%	83%	90%	66
Scrut Automation	99%	100%	97%	98%	100%	98%	98%	98%	96
Hyperproof	93%	98%	88%	93%	97%	96%	90%	94%	76
Fusion Framework System	92%	87%	94%	86%	95%	88%	89%	94%	83
Sprinto	96%	96%	96%	96%	98%	95%	95%	93%	88
LogicGate Risk Cloud	92%	96%	89%	89%	98%	98%	87%	89%	77
Ncontracts	93%	97%	93%	85%	97%	98%	82%	89%	79
Camms GRC	91%	97%	88%	89%	92%	93%	85%	89%	69
Protecht	93%	100%	90%	84%	94%	95%	81%	90%	74
Onspring	97%	100%	94%	93%	97%	98%	91%	95%	93
Compyl	100%	100%	99%	94%	100%	100%	95%	97%	100
Pirani	89%	N/A	N/A	N/A	N/A	N/A	92%	92%	68
Essential ERM	97%	100%	96%	97%	99%	99%	95%	96%	93
SimpleRisk	91%	100%	93%	94%	100%	100%	86%	93%	70
StandardFusion	94%	100%	92%	92%	99%	95%	88%	90%	89
Ostendio	94%	100%	96%	90%	95%	92%	93%	82%	85
VComply	93%	87%	92%	94%	97%	92%	91%	90%	77
IBM OpenPages	83%	81%	87%	76%	79%	87%	85%	88%	39

(Satisfaction Ratings for Enterprise Risk Management (ERM) continues on next page)

*N/A is displayed when fewer than five responses were received for the question.

**Net Promoter Score ranges from -100 to +100

Satisfaction Ratings for Enterprise Risk Management (ERM) (continued)

G2 reviewers rated software sellers ability to satisfy their needs as shown in the table below.

	Satisfaction		Satisfaction by Category						Net Promoter Score (NPS)
	Likelihood to Recommend	Product Going in Right Direction?	Meets Requirements	Ease of Admin	Ease of Doing Business With	Quality of Support	Ease of Setup	Ease of Use	
NAVEX One	80%	71%	86%	76%	81%	87%	77%	84%	35
Resolver	87%	96%	86%	80%	88%	90%	78%	82%	60
Diligent One Platform, formerly HighBond	85%	82%	85%	80%	88%	90%	74%	80%	47
Oracle GRC	79%	100%	84%	81%	86%	77%	76%	81%	27
SAI360	80%	86%	82%	74%	86%	80%	69%	73%	26
Ideagen Risk Management	84%	90%	88%	83%	86%	83%	74%	80%	52
ServiceNow Integrated Risk Management	89%	92%	88%	71%	82%	80%	76%	80%	64
OneTrust Tech Risk & Compliance	90%	78%	86%	74%	81%	79%	73%	79%	63
SAP Risk Management	82%	91%	88%	80%	79%	78%	73%	75%	32
SAS Governance and Compliance Manager	89%	85%	89%	N/A	N/A	88%	N/A	77%	76
Archer	79%	70%	92%	77%	90%	70%	73%	73%	24
ZenGRC	89%	98%	87%	90%	93%	92%	83%	87%	66
SureCloud	88%	87%	86%	86%	95%	95%	83%	86%	55
LogicManager	92%	100%	88%	82%	91%	91%	83%	86%	76
Acuity Risk Management	90%	80%	81%	80%	90%	96%	77%	79%	85
Average	90%	92%	90%	86%	92%	90%	84%	86%	67

*N/A is displayed when fewer than five responses were received for the question.

**Net Promoter Score ranges from -100 to +100

Feature Comparison for Enterprise Risk Management (ERM)

G2 users have evaluated the following products by feature. Feature ratings are representative of reviewers overall satisfaction with each feature and do not necessarily take into account the breadth of individual product features. The results are shown below.

Audit Management

	Audit Types	Validation Rules	Templates & Forms	Checklists	Audit Trail
AuditBoard	87%	85%	86%	84%	92%
Workiva	87%	91%	85%	86%	90%
Scrut Automation	93%	96%	96%	94%	95%
Hyperproof	90%	85%	86%	88%	89%
Fusion Framework System	93%	96%	91%	96%	98%
Sprinto	95%	94%	95%	97%	96%
LogicGate Risk Cloud	91%	88%	88%	85%	87%
Ncontracts	95%	94%	94%	98%	92%
Camms GRC	84%	84%	90%	94%	90%
Protecht	86%	86%	84%	84%	88%
Onspring	94%	95%	94%	98%	99%
Compyl	99%	96%	94%	94%	94%
Pirani	N/A	N/A	N/A	N/A	N/A
Essential ERM					95%
SimpleRisk	80%	88%	90%	88%	88%
StandardFusion	90%	85%	83%	86%	90%
Ostendio	N/A	N/A	N/A	N/A	N/A
VComply	91%	97%	N/A	N/A	N/A
IBM OpenPages	92%	90%	91%	90%	91%

(Feature Comparison for Enterprise Risk Management (ERM) continues on next page)

*N/A is displayed when fewer than five responses were received for the question.

**A blank box indicates that a seller has selected that they do not offer that feature.

Feature Comparison for Enterprise Risk Management (ERM) (continued)

G2 users have evaluated the following products by feature. Feature ratings are representative of reviewers overall satisfaction with each feature and do not necessarily take into account the breadth of individual product features. The results are shown below.

Audit Management

	Audit Types	Validation Rules	Templates & Forms	Checklists	Audit Trail
NAVEX One	N/A	N/A	N/A	N/A	N/A
Resolver	76%	77%	78%	74%	84%
Diligent One Platform, formerly HighBond	88%	84%	84%	83%	93%
Oracle GRC	N/A	N/A	N/A	N/A	N/A
SAI360	80%	77%	77%	78%	79%
Ideagen Risk Management	74%	77%	79%	80%	86%
ServiceNow Integrated Risk Management	N/A	N/A	N/A	N/A	N/A
OneTrust Tech Risk & Compliance	N/A	N/A	N/A	N/A	N/A
SAP Risk Management	N/A	N/A	N/A	N/A	N/A
SAS Governance and Compliance Manager	N/A	N/A	N/A	N/A	N/A
Archer	N/A	N/A	N/A	N/A	N/A
ZenGRC	85%	77%	80%	85%	88%
SureCloud	N/A	N/A	79%	N/A	N/A
LogicManager	91%	88%	79%	89%	88%
Acuity Risk Management	82%	83%	83%	77%	86%
Average	88%	87%	86%	88%	90%

(Feature Comparison for Enterprise Risk Management (ERM) continues on next page)

*N/A is displayed when fewer than five responses were received for the question.

**A blank box indicates that a seller has selected that they do not offer that feature.

Feature Comparison for Enterprise Risk Management (ERM) (continued)

G2 users have evaluated the following products by feature. Feature ratings are representative of reviewers overall satisfaction with each feature and do not necessarily take into account the breadth of individual product features. The results are shown below.

Regulatory Change Management

	Content Library	Updates	Learning	Action Plans	Tests	Impact Analysis
AuditBoard	84%	87%	87%	87%	87%	83%
Workiva	90%	91%	90%	89%	90%	86%
Scrut Automation	91%	94%	93%	92%	93%	90%
Hyperproof	89%	92%	88%	87%	88%	81%
Fusion Framework System	95%	99%	94%	92%	96%	98%
Sprinto	95%	96%	90%	96%	96%	97%
LogicGate Risk Cloud	92%	94%	93%	93%	87%	90%
Ncontracts	97%	98%	98%	100%	98%	98%
Camms GRC	86%	83%	87%	87%	89%	87%
Protecht	92%	88%		90%	82%	85%
Onspring	84%	86%	87%	84%	79%	80%
Compyl	96%	96%	92%	96%	90%	97%
Pirani	N/A	N/A	N/A	N/A	N/A	N/A
Essential ERM				96%		92%
SimpleRisk	90%	95%			86%	
StandardFusion	91%	91%	82%	89%	86%	88%
Ostendio	N/A	N/A	N/A	N/A	N/A	N/A
VComply	N/A	N/A	N/A	N/A	N/A	N/A
IBM OpenPages	92%	92%	94%	92%	91%	94%

(Feature Comparison for Enterprise Risk Management (ERM) continues on next page)

*N/A is displayed when fewer than five responses were received for the question.

**A blank box indicates that a seller has selected that they do not offer that feature.

Feature Comparison for Enterprise Risk Management (ERM) (continued)

G2 users have evaluated the following products by feature. Feature ratings are representative of reviewers overall satisfaction with each feature and do not necessarily take into account the breadth of individual product features. The results are shown below.

Regulatory Change Management

	Content Library	Updates	Learning	Action Plans	Tests	Impact Analysis
NAVEX One	N/A	N/A	N/A	N/A	N/A	N/A
Resolver	81%	82%		83%	77%	80%
Diligent One Platform, formerly HighBond	86%	91%	86%	89%	91%	85%
Oracle GRC	N/A	N/A	N/A	N/A	N/A	N/A
SAI360	64%	81%	74%	80%	83%	77%
Ideagen Risk Management	81%	78%	80%	81%	87%	85%
ServiceNow Integrated Risk Management	N/A	N/A	N/A	N/A	N/A	N/A
OneTrust Tech Risk & Compliance	N/A	N/A	N/A	N/A	N/A	N/A
SAP Risk Management	N/A	N/A	N/A	N/A	N/A	N/A
SAS Governance and Compliance Manager	N/A	N/A	N/A	N/A	N/A	N/A
Archer	N/A	N/A	N/A	N/A	N/A	N/A
ZenGRC	83%	83%		77%	80%	80%
SureCloud	N/A	N/A	N/A	N/A	N/A	N/A
LogicManager	87%	83%	74%	81%	77%	83%
Acuity Risk Management	88%	84%	80%	82%	N/A	86%
Average	88%	89%	87%	88%	87%	87%

(Feature Comparison for Enterprise Risk Management (ERM) continues on next page)

*N/A is displayed when fewer than five responses were received for the question.

**A blank box indicates that a seller has selected that they do not offer that feature.

Feature Comparison for Enterprise Risk Management (ERM) (continued)

G2 users have evaluated the following products by feature. Feature ratings are representative of reviewers overall satisfaction with each feature and do not necessarily take into account the breadth of individual product features. The results are shown below.

Risk Management

	Risk Identification	Risk Classification	Risk Methodology	Goals Monitoring
AuditBoard	86%	87%	86%	83%
Workiva	90%	88%	90%	89%
Scrut Automation	94%	96%	92%	92%
Hyperproof	92%	89%	87%	86%
Fusion Framework System	92%	92%	92%	89%
Sprinto	97%	96%	96%	97%
LogicGate Risk Cloud	93%	95%	95%	92%
Ncontracts	100%	100%	93%	93%
Camms GRC	90%	89%	90%	86%
Protecht	92%	91%	95%	86%
Onspring	95%	96%	96%	96%
Compyl	100%	99%	99%	96%
Pirani	N/A	N/A	N/A	N/A
Essential ERM	95%	95%	96%	93%
SimpleRisk	88%	93%	95%	93%
StandardFusion	88%	89%	91%	90%
Ostendio	N/A	N/A	N/A	N/A
VComply	N/A	N/A	N/A	N/A
IBM OpenPages	93%	93%	93%	90%

(Feature Comparison for Enterprise Risk Management (ERM) continues on next page)

*N/A is displayed when fewer than five responses were received for the question.

**A blank box indicates that a seller has selected that they do not offer that feature.

Feature Comparison for Enterprise Risk Management (ERM) (continued)

G2 users have evaluated the following products by feature. Feature ratings are representative of reviewers overall satisfaction with each feature and do not necessarily take into account the breadth of individual product features. The results are shown below.

Risk Management

	Risk Identification	Risk Classification	Risk Methodology	Goals Monitoring
NAVEX One	N/A	N/A	N/A	N/A
Resolver	89%	89%	87%	78%
Diligent One Platform, formerly HighBond	88%	88%	87%	85%
Oracle GRC	N/A	N/A	N/A	N/A
SAI360	86%	84%	84%	74%
Ideagen Risk Management	90%	86%	88%	89%
ServiceNow Integrated Risk Management	N/A	N/A	N/A	N/A
OneTrust Tech Risk & Compliance	N/A	N/A	N/A	N/A
SAP Risk Management	N/A	N/A	N/A	N/A
SAS Governance and Compliance Manager	N/A	N/A	N/A	N/A
Archer	N/A	N/A	N/A	N/A
ZenGRC	86%	85%	83%	79%
SureCloud	84%	81%	83%	77%
LogicManager	89%	87%	86%	80%
Acuity Risk Management	86%	87%	87%	82%
Average	91%	91%	90%	87%

(Feature Comparison for Enterprise Risk Management (ERM) continues on next page)

*N/A is displayed when fewer than five responses were received for the question.

**A blank box indicates that a seller has selected that they do not offer that feature.



Feature Comparison for Enterprise Risk Management (ERM) (continued)

G2 users have evaluated the following products by feature. Feature ratings are representative of reviewers overall satisfaction with each feature and do not necessarily take into account the breadth of individual product features. The results are shown below.

Third Party & Supplier Risk Management

	Supplier Scoring	Contract Review	Vendor Performance	Supplier KPIs
AuditBoard	79%	78%	79%	76%
Workiva	87%	85%	84%	84%
Scrut Automation	91%	95%	90%	90%
Hyperproof	86%			
Fusion Framework System	88%	90%	91%	91%
Sprinto	96%	93%	96%	93%
LogicGate Risk Cloud	94%	93%	95%	88%
Ncontracts	90%	94%	100%	89%
Camms GRC	86%	N/A	N/A	N/A
Protecht	86%	88%	90%	89%
Onspring	93%	93%	76%	88%
Compyl	97%	96%	95%	92%
Pirani	N/A	N/A	N/A	N/A
Essential ERM				97%
SimpleRisk	76%			
StandardFusion	82%	85%	84%	83%
Ostendio	N/A	N/A	N/A	N/A
VComply	N/A	N/A	N/A	N/A
IBM OpenPages	90%	95%	90%	92%

(Feature Comparison for Enterprise Risk Management (ERM) continues on next page)

*N/A is displayed when fewer than five responses were received for the question.

**A blank box indicates that a seller has selected that they do not offer that feature.

Feature Comparison for Enterprise Risk Management (ERM) (continued)

G2 users have evaluated the following products by feature. Feature ratings are representative of reviewers overall satisfaction with each feature and do not necessarily take into account the breadth of individual product features. The results are shown below.

Third Party & Supplier Risk Management

	Supplier Scoring	Contract Review	Vendor Performance	Supplier KPIs
NAVEX One	N/A	N/A	N/A	N/A
Resolver	64%			
Diligent One Platform, formerly HighBond	86%	87%	87%	87%
Oracle GRC	N/A	N/A	N/A	N/A
SAI360	N/A	N/A	N/A	N/A
Ideagen Risk Management	84%		86%	79%
ServiceNow Integrated Risk Management	N/A	N/A	N/A	N/A
OneTrust Tech Risk & Compliance	N/A	N/A	N/A	N/A
SAP Risk Management	N/A	N/A	N/A	N/A
SAS Governance and Compliance Manager	N/A	N/A	N/A	N/A
Archer	N/A	N/A	N/A	N/A
ZenGRC	82%	76%	77%	62%
SureCloud	79%	76%	83%	N/A
LogicManager	85%	82%	81%	81%
Acuity Risk Management	78%	69%	71%	69%
Average	85%	87%	86%	85%

(Feature Comparison for Enterprise Risk Management (ERM) continues on next page)

*N/A is displayed when fewer than five responses were received for the question.

**A blank box indicates that a seller has selected that they do not offer that feature.

Feature Comparison for Enterprise Risk Management (ERM) (continued)

G2 users have evaluated the following products by feature. Feature ratings are representative of reviewers overall satisfaction with each feature and do not necessarily take into account the breadth of individual product features. The results are shown below.

Business Continuity Management

	Recovery Plans	Procedure Templates	Crisis Management
AuditBoard	79%	82%	78%
Workiva	88%	89%	86%
Scrut Automation	93%	92%	91%
Hyperproof	80%	81%	80%
Fusion Framework System	88%	92%	92%
Sprinto	96%	97%	96%
LogicGate Risk Cloud	90%	90%	93%
Ncontracts	98%	98%	100%
Camms GRC	N/A	83%	86%
Protecht	75%	87%	83%
Onspring	88%	83%	N/A
Compyl	95%	96%	94%
Pirani	N/A	N/A	N/A
Essential ERM	96%		95%
SimpleRisk	74%	79%	74%
StandardFusion	87%	88%	85%
Ostendio	N/A	N/A	N/A
VComply	N/A	N/A	N/A
IBM OpenPages	87%	90%	92%

(Feature Comparison for Enterprise Risk Management (ERM) continues on next page)

*N/A is displayed when fewer than five responses were received for the question.

**A blank box indicates that a seller has selected that they do not offer that feature.

Feature Comparison for Enterprise Risk Management (ERM) (continued)

G2 users have evaluated the following products by feature. Feature ratings are representative of reviewers overall satisfaction with each feature and do not necessarily take into account the breadth of individual product features. The results are shown below.

Business Continuity Management

	Recovery Plans	Procedure Templates	Crisis Management
NAVEX One	N/A	N/A	N/A
Resolver	75%		
Diligent One Platform, formerly HighBond	87%	89%	83%
Oracle GRC	N/A	N/A	N/A
SAI360	N/A	N/A	N/A
Ideagen Risk Management	83%	80%	83%
ServiceNow Integrated Risk Management	N/A	N/A	N/A
OneTrust Tech Risk & Compliance	N/A	N/A	N/A
SAP Risk Management	N/A	N/A	N/A
SAS Governance and Compliance Manager	N/A	N/A	N/A
Archer	N/A	N/A	N/A
ZenGRC	55%	59%	51%
SureCloud	N/A	N/A	N/A
LogicManager	81%	77%	77%
Acuity Risk Management	N/A	N/A	N/A
Average	85%	86%	85%

(Feature Comparison for Enterprise Risk Management (ERM) continues on next page)

*N/A is displayed when fewer than five responses were received for the question.

**A blank box indicates that a seller has selected that they do not offer that feature.

Feature Comparison for Enterprise Risk Management (ERM) (continued)

G2 users have evaluated the following products by feature. Feature ratings are representative of reviewers overall satisfaction with each feature and do not necessarily take into account the breadth of individual product features. The results are shown below.

Ethics and Compliance Learning

	Regulatory Certifications
AuditBoard	79%
Workiva	
Scrut Automation	94%
Hyperproof	88%
Fusion Framework System	91%
Sprinto	97%
LogicGate Risk Cloud	94%
Ncontracts	
Camms GRC	91%
Protecht	
Onspring	
Compyl	92%
Pirani	N/A
Essential ERM	
SimpleRisk	86%
StandardFusion	90%
Ostendio	N/A
VComply	N/A
IBM OpenPages	

(Feature Comparison for Enterprise Risk Management (ERM) continues on next page)

*N/A is displayed when fewer than five responses were received for the question.

**A blank box indicates that a seller has selected that they do not offer that feature.

Feature Comparison for Enterprise Risk Management (ERM) (continued)

G2 users have evaluated the following products by feature. Feature ratings are representative of reviewers overall satisfaction with each feature and do not necessarily take into account the breadth of individual product features. The results are shown below.

Ethics and Compliance Learning

	Regulatory Certifications
NAVEX One	N/A
Resolver	
Diligent One Platform, formerly HighBond	88%
Oracle GRC	N/A
SAI360	N/A
Ideagen Risk Management	87%
ServiceNow Integrated Risk Management	N/A
OneTrust Tech Risk & Compliance	N/A
SAP Risk Management	N/A
SAS Governance and Compliance Manager	N/A
Archer	N/A
ZenGRC	60%
SureCloud	N/A
LogicManager	76%
Acuity Risk Management	86%
Average	87%

(Feature Comparison for Enterprise Risk Management (ERM) continues on next page)

*N/A is displayed when fewer than five responses were received for the question.

**A blank box indicates that a seller has selected that they do not offer that feature.

Feature Comparison for Enterprise Risk Management (ERM) (continued)

G2 users have evaluated the following products by feature. Feature ratings are representative of reviewers overall satisfaction with each feature and do not necessarily take into account the breadth of individual product features. The results are shown below.

Platform

	Integration	Security & Privacy	Mobile Access	Flexibility
AuditBoard	82%	88%	75%	86%
Workiva	93%	94%	81%	90%
Scrut Automation	89%	95%	88%	93%
Hyperproof	87%	90%		89%
Fusion Framework System	95%	92%	91%	94%
Sprinto	94%	97%	93%	96%
LogicGate Risk Cloud	85%	94%	79%	92%
Ncontracts		98%		95%
Camms GRC	87%	89%	86%	89%
Protecht	85%	91%	87%	93%
Onspring	86%	86%	71%	95%
Compyl	96%	97%	91%	97%
Pirani	N/A	N/A	N/A	N/A
Essential ERM	90%	95%	95%	95%
SimpleRisk	74%	95%	89%	98%
StandardFusion	78%	89%	63%	90%
Ostendio	N/A	N/A	N/A	N/A
VComply	N/A	N/A	N/A	N/A
IBM OpenPages	88%	90%	88%	88%

(Feature Comparison for Enterprise Risk Management (ERM) continues on next page)

*N/A is displayed when fewer than five responses were received for the question.

**A blank box indicates that a seller has selected that they do not offer that feature.

Feature Comparison for Enterprise Risk Management (ERM) (continued)

G2 users have evaluated the following products by feature. Feature ratings are representative of reviewers overall satisfaction with each feature and do not necessarily take into account the breadth of individual product features. The results are shown below.

Platform

	Integration	Security & Privacy	Mobile Access	Flexibility
NAVEX One	N/A	N/A	N/A	N/A
Resolver	74%	87%	64%	79%
Diligent One Platform, formerly HighBond	89%	91%	71%	87%
Oracle GRC	N/A	N/A	N/A	N/A
SAI360	83%	94%	N/A	73%
Ideagen Risk Management	80%	90%	79%	80%
ServiceNow Integrated Risk Management	N/A	N/A	N/A	N/A
OneTrust Tech Risk & Compliance	N/A	N/A	N/A	N/A
SAP Risk Management	N/A	N/A	N/A	N/A
SAS Governance and Compliance Manager	N/A	N/A	N/A	N/A
Archer	N/A	N/A	N/A	N/A
ZenGRC	74%	85%	61%	80%
SureCloud	N/A	N/A	N/A	N/A
LogicManager	70%	85%		87%
Acuity Risk Management	77%	82%	N/A	73%
Average	84%	91%	81%	89%

(Feature Comparison for Enterprise Risk Management (ERM) continues on next page)

*N/A is displayed when fewer than five responses were received for the question.

**A blank box indicates that a seller has selected that they do not offer that feature.

Feature Comparison for Enterprise Risk Management (ERM) (continued)

G2 users have evaluated the following products by feature. Feature ratings are representative of reviewers overall satisfaction with each feature and do not necessarily take into account the breadth of individual product features. The results are shown below.

Services

	Implementation	Training & Learning	Customer Support	Professional Services
AuditBoard	85%	88%	90%	87%
Workiva	88%	88%	91%	92%
Scrut Automation	93%	92%	97%	89%
Hyperproof	91%	88%	96%	90%
Fusion Framework System	90%	93%	91%	96%
Sprinto	95%	96%	97%	96%
LogicGate Risk Cloud	95%	92%	97%	96%
Ncontracts	96%	96%	98%	100%
Camms GRC	85%	81%	89%	93%
Protecht	88%	91%	96%	89%
Onspring	92%	95%	99%	89%
Compyl	96%	96%	97%	97%
Pirani	N/A	N/A	N/A	N/A
Essential ERM	99%	97%	99%	99%
SimpleRisk	90%	83%	100%	95%
StandardFusion	90%	83%	94%	90%
Ostendio	N/A	N/A	N/A	N/A
VComply	N/A	N/A	N/A	N/A
IBM OpenPages	88%	89%	87%	92%

(Feature Comparison for Enterprise Risk Management (ERM) continues on next page)

*N/A is displayed when fewer than five responses were received for the question.

**A blank box indicates that a seller has selected that they do not offer that feature.

Feature Comparison for Enterprise Risk Management (ERM) (continued)

G2 users have evaluated the following products by feature. Feature ratings are representative of reviewers overall satisfaction with each feature and do not necessarily take into account the breadth of individual product features. The results are shown below.

Services

	Implementation	Training & Learning	Customer Support	Professional Services
NAVEX One	N/A	N/A	N/A	N/A
Resolver	84%	81%	90%	88%
Diligent One Platform, formerly HighBond	92%	89%	90%	92%
Oracle GRC	N/A	N/A	N/A	N/A
SAI360	86%	70%	68%	83%
Ideagen Risk Management	82%	78%	83%	84%
ServiceNow Integrated Risk Management	N/A	N/A	N/A	N/A
OneTrust Tech Risk & Compliance	N/A	N/A	N/A	N/A
SAP Risk Management	N/A	N/A	N/A	N/A
SAS Governance and Compliance Manager	N/A	N/A	N/A	N/A
Archer	N/A	N/A	N/A	N/A
ZenGRC	87%	87%	86%	88%
SureCloud	N/A	N/A	N/A	N/A
LogicManager	87%	86%	89%	86%
Acuity Risk Management	86%	86%	92%	93%
Average	90%	88%	92%	92%

*N/A is displayed when fewer than five responses were received for the question.

**A blank box indicates that a seller has selected that they do not offer that feature.

Additional Data for Enterprise Risk Management (ERM)

The table below includes a breakdown of the customer segments for each product, as represented by G2 reviewers.

Customers by Size

	Small Business (50 or fewer emp.)	Mid-Market (51-1000 emp.)	Enterprise (>1000 emp.)
AuditBoard	15%	23%	62%
Workiva	12%	36%	53%
Scrut Automation	42%	56%	3%
Hyperproof	14%	57%	29%
Fusion Framework System	25%	54%	21%
Sprinto	56%	40%	4%
LogicGate Risk Cloud	10%	42%	48%
Ncontracts	5%	91%	4%
Camms GRC	17%	57%	26%
Protecht	6%	74%	20%
Onspring	3%	39%	58%
Compyl	23%	73%	5%
Pirani	16%	68%	16%
Essential ERM	26%	42%	32%
SimpleRisk	30%	30%	40%
StandardFusion	16%	59%	24%
Ostendio	50%	43%	7%
VComply	19%	58%	23%
IBM OpenPages	35%	37%	28%

(Additional Data for Enterprise Risk Management (ERM) continues on next page)

*N/A is displayed when data is not publicly available.

Additional Data for Enterprise Risk Management (ERM) (continued)

The table below includes a breakdown of the customer segments for each product, as represented by G2 reviewers.

Customers by Size

	Small Business (50 or fewer emp.)	Mid-Market (51-1000 emp.)	Enterprise (>1000 emp.)
NAVEX One	26%	29%	45%
Resolver	8%	55%	38%
Diligent One Platform, formerly HighBond	21%	28%	51%
Oracle GRC	18%	27%	55%
SAI360	0%	16%	84%
Ideagen Risk Management	10%	76%	14%
ServiceNow Integrated Risk Management	8%	0%	92%
OneTrust Tech Risk & Compliance	36%	41%	23%
SAP Risk Management	4%	12%	84%
SAS Governance and Compliance Manager	15%	54%	31%
Archer	0%	8%	92%
ZenGRC	7%	59%	34%
SureCloud	11%	17%	72%
LogicManager	12%	36%	52%
Acuity Risk Management	14%	36%	50%
Average	18%	43%	39%

(Additional Data for Enterprise Risk Management (ERM) continues on next page)

*N/A is displayed when data is not publicly available.

Additional Data for Enterprise Risk Management (ERM) (continued)

The table below highlights implementation and deployment data as indicated in real user reviews on G2.

Implementation

	Deployment		Implementation Time	Implementation Method				Contract Term
	Cloud	On-Premises	Avg. Months to Go Live	In-House Team	Seller Services Team	Third-Party Consultant	Don't know	Avg. Contract Term (Months)
AuditBoard	88%	12%	4.6	56%	28%	8%	8%	27
Workiva	94%	6%	5.4	71%	14%	7%	7%	31
Scrut Automation	85%	15%	0.7	30%	66%	3%	1%	30
Hyperproof	85%	15%	2.2	72%	17%	2%	9%	26
Fusion Framework System	80%	20%	6.4	40%	40%	20%	0%	34
Sprinto	100%	0%	1.8	81%	19%	0%	0%	23
LogicGate Risk Cloud	86%	14%	2.9	62%	34%	1%	3%	31
Ncontracts	26%	74%	6.3	90%	7%	0%	3%	17
Camms GRC	74%	26%	2.8	76%	19%	0%	5%	29
Protecht	82%	18%	4.4	57%	24%	5%	14%	26
Onspring	100%	0%	3.5	73%	18%	9%	0%	17
Compyl	100%	0%	1.3	80%	20%	0%	0%	32
Pirani	N/A	N/A	2.9	N/A	N/A	N/A	N/A	N/A
Essential ERM	59%	41%	1.0	59%	24%	18%	0%	15
SimpleRisk	100%	0%	2.8	71%	14%	14%	0%	20
StandardFusion	82%	18%	1.4	63%	37%	0%	0%	18
Ostendio	60%	40%	N/A	60%	20%	0%	20%	N/A
VComply	89%	11%	1.0	64%	27%	0%	9%	16
IBM OpenPages	45%	55%	10.9	33%	17%	42%	8%	17

(Additional Data for Enterprise Risk Management (ERM) continues on next page)

*N/A is displayed when data is not publicly available.



Additional Data for Enterprise Risk Management (ERM) (continued)

The table below highlights implementation and deployment data as indicated in real user reviews on G2.

Implementation

	Deployment		Implementation Time	Implementation Method				Contract Term
	Cloud	On-Premises	Avg. Months to Go Live	In-House Team	Seller Services Team	Third-Party Consultant	Don't know	Avg. Contract Term (Months)
NAVEX One	60%	40%	N/A	50%	38%	0%	13%	N/A
Resolver	74%	26%	5.7	71%	19%	3%	6%	22
Diligent One Platform, formerly HighBond	71%	29%	3.2	67%	31%	0%	3%	22
Oracle GRC	71%	29%	N/A	80%	0%	20%	0%	N/A
SAI360	57%	43%	6.0	54%	39%	4%	4%	35
Ideagen Risk Management	64%	36%	3.3	73%	7%	0%	20%	19
ServiceNow Integrated Risk Management	63%	38%	N/A	40%	20%	20%	20%	N/A
OneTrust Tech Risk & Compliance	63%	38%	3.2	100%	0%	0%	0%	N/A
SAP Risk Management	24%	76%	9.4	41%	19%	26%	15%	16
SAS Governance and Compliance Manager	N/A	N/A	N/A	100%	0%	0%	0%	N/A
Archer	17%	83%	4.2	20%	40%	40%	0%	N/A
ZenGRC	79%	21%	2.8	56%	29%	2%	12%	20
SureCloud	82%	18%	3.5	62%	38%	0%	0%	26
LogicManager	93%	7%	6.4	80%	20%	0%	0%	27
Acuity Risk Management	78%	22%	2.8	89%	11%	0%	0%	19

(Additional Data for Enterprise Risk Management (ERM) continues on next page)

*N/A is displayed when data is not publicly available.

Additional Data for Enterprise Risk Management (ERM) (continued)

The table below highlights the average user adoption of each product as indicated in real user reviews on G2.

User Adoption and Return on Investment (ROI)

	User Adoption	Payback Period
	Average User Adoption	Estimated ROI (payback period in months)
AuditBoard	60%	20
Workiva	56%	16
Scrut Automation	96%	4
Hyperproof	48%	14
Fusion Framework System	39%	21
Sprinto	97%	7
LogicGate Risk Cloud	45%	13
Ncontracts	87%	17
Camms GRC	57%	26
Protecht	60%	18
Onspring	55%	19
Compyl	86%	9
Pirani	N/A	11
Essential ERM	66%	18
SimpleRisk	51%	15
StandardFusion	62%	13
Ostendio	N/A	N/A
VComply	56%	8
IBM OpenPages	39%	N/A

(Additional Data for Enterprise Risk Management (ERM) continues on next page)

*N/A is displayed when data is not publicly available.

Additional Data for Enterprise Risk Management (ERM) (continued)

The table below highlights the average user adoption of each product as indicated in real user reviews on G2.

User Adoption and Return on Investment (ROI)

	User Adoption	Payback Period
	Average User Adoption	Estimated ROI (payback period in months)
NAVEX One	N/A	N/A
Resolver	63%	15
Diligent One Platform, formerly HighBond	57%	23
Oracle GRC	N/A	N/A
SAI360	56%	35
Ideagen Risk Management	50%	21
ServiceNow Integrated Risk Management	N/A	N/A
OneTrust Tech Risk & Compliance	29%	N/A
SAP Risk Management	68%	21
SAS Governance and Compliance Manager	N/A	N/A
Archer	64%	N/A
ZenGRC	46%	17
SureCloud	55%	27
LogicManager	42%	23
Acuity Risk Management	33%	30
Average	58%	18

(Additional Data for Enterprise Risk Management (ERM) continues on next page)

*N/A is displayed when data is not publicly available.

Additional Data for Enterprise Risk Management (ERM) (continued)

The table below highlights third-party market presence data used to inform the G2's Market Presence Score that highlights each products impact and influence in the category.

Market Presence

	Seller Name	Year Founded	Employees on LinkedIn (Seller)	LinkedIn Followers
AuditBoard	AuditBoard	2014	895	51,837
Workiva	Workiva	2008	3,053	110,000
Scrut Automation	Scrut Automation	2022	188	58,755
Hyperproof	Hyperproof	2018	176	14,652
Fusion Framework System	Fusion Risk Management	2006	295	10,957
Sprinto	Sprinto Technology Private Limited	2020	330	149,000
LogicGate Risk Cloud	LogicGate	2015	239	21,360
Ncontracts	Ncontracts	2009	330	11,820
Camms GRC	Camms, a Riskconnect Company	1996	435	26,652
Protecht	Protecht	1999	173	20,000
Onspring	Onspring Technologies	2010	105	4,287
Compyl	Compyl	2020	33	3,755
Pirani	Pirani	2011	120	5,100
Essential ERM	Tracker Networks Inc.	2018	9	533
SimpleRisk	SimpleRisk	2013	9	695
StandardFusion	StandardFusion	2016	37	1,225
Ostendio	Ostendio	2013	24	3,364
VComply	VComply, Inc	2019	43	12,486
IBM OpenPages	IBM	1911	317,108	18,000,000

(Additional Data for Enterprise Risk Management (ERM) continues on next page)

*N/A is displayed when data is not publicly available.



Additional Data for Enterprise Risk Management (ERM) (continued)

The table below highlights third-party market presence data used to inform the G2's Market Presence Score that highlights each products impact and influence in the category.

Market Presence

	Seller Name	Year Founded	Employees on LinkedIn (Seller)	LinkedIn Followers
NAVEX One	NAVEX	2012	1,527	35,743
Resolver	Resolver		430	18,570
Diligent One Platform, formerly HighBond	Diligent Corporation	2001	2,652	103,000
Oracle GRC	Oracle	1977	199,405	10,020,877
SAI360	SAI360	2003	435	17,529
Ideagen Risk Management	Ideagen	2000	1,181	26,098
ServiceNow Integrated Risk Management	ServiceNow	2004	29,567	1,088,000
OneTrust Tech Risk & Compliance	OneTrust	2016	2,630	355,112
SAP Risk Management	SAP	1972	125,049	4,000,000
SAS Governance and Compliance Manager	SAS Institute Inc.	1976	17,268	914,915
Archer	Archer Technologies	2023	831	21,483
ZenGRC	Zengrc	2009	70	6,456
SureCloud	SureCloud	2006	74	4,476
LogicManager	LogicManager	2005	58	7,002
Acuity Risk Management	Acuity Risk Management LLP	2005	21	1,964

*N/A is displayed when data is not publicly available.