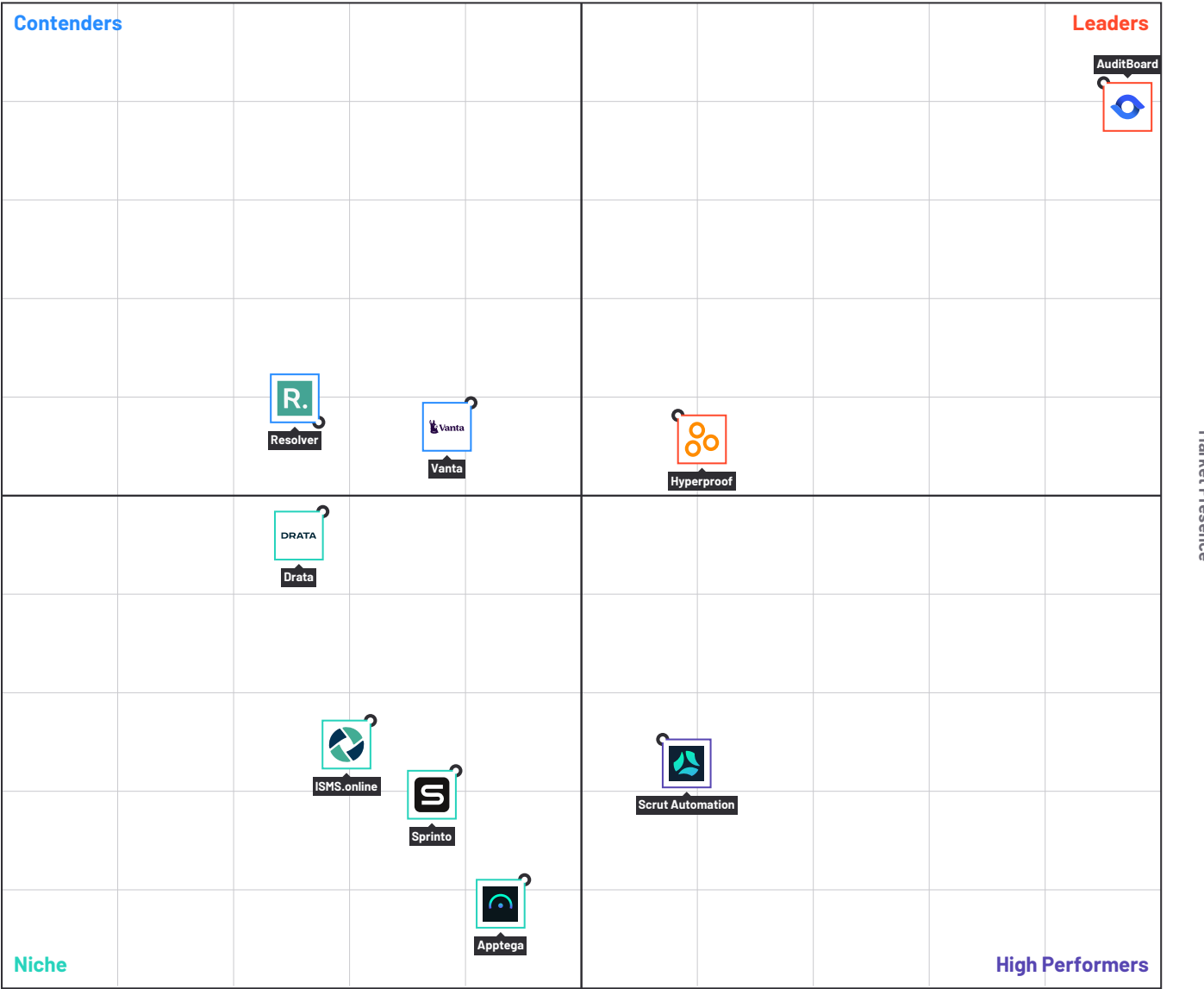


Enterprise Grid® Report for Security Compliance | Spring 2025



Security Compliance Software



G2 Grid® Scoring

(Security Compliance Software continues on next page)

Security Compliance Software (continued)

Security Compliance Software Definition

Security compliance software helps companies document their compliance with cyber security frameworks in order to pass security audits. These tools enable information security or compliance teams to evaluate and manage their security processes. This helps ensure they comply with internal controls and industry or regulatory security frameworks such as SOC2, PCI DSS, ISO 27001, ISO 27002, FedRAMP, NIST 800-171, NIST 800-53, and NIST Cybersecurity Framework, among others. These tools enable security and compliance analysts to assess company systems and policies and document or identify areas of compliance and noncompliance.

Undergoing a security audit can be both time-consuming and an internal resource-intensive endeavor. This software can ensure gathering compliance information is collaborative, correct, complete, and in the format required by auditors.

There are some similarities between security compliance software and [GRC platforms](#), but GRC platforms focus on identifying financial, legal, and all other liabilities, not cyber security risks. There is some overlap between security compliance software and [cloud compliance software](#), as the latter offers continuous infrastructure monitoring to identify security risks, which can be a component of automated evidence collection in security compliance software.

To qualify for inclusion in the Security Compliance category, a product must:

- ▶ Offer pre-mapped and up-to-date templates for security frameworks such as SOC2, ISO 27001, and PCI-DSS, among others
- ▶ Collect security compliance evidence and other documentation either through guided workflow or automation via system integrations
- ▶ Conduct risk assessments and provide risk mitigation insights
- ▶ Generate reports using predefined templates

Enterprise Security Compliance Grid® Scoring Description

Products shown on the Enterprise Grid® for Security Compliance have received a minimum of 10 reviews/ratings in data gathered by February 25, 2025. Products are ranked by customer satisfaction (based on user reviews) and market presence (based on market share, seller size, and social impact) and placed into four categories on the Grid®:

- ▶ Products in the Leader quadrant are rated highly by G2 users and have substantial Market Presence scores. Leaders include: [AuditBoard](#) and [Hyperproof](#)
- ▶ High Performing products have high customer Satisfaction scores and low Market Presence compared to the rest of the category. High Performers include: [Scrut Automation](#)
- ▶ Contender products have relatively low customer Satisfaction scores and high Market Presence compared to the rest of the category. While they may have positive reviews, they do not have enough reviews to validate those ratings. Contenders include: [Vanta](#) and [Resolver](#)
- ▶ Niche products have relatively low Satisfaction scores and low Market Presence compared to the rest of the category. While they may have positive reviews, they do not have enough reviews to validate those ratings. Niche products include: [Drata](#), [Sprinto](#), [ISMS.online](#), and [Apptega](#)



Grid® Scores for Enterprise Security Compliance Software

The table below shows the Satisfaction and Market Presence scores that determine product placement on the Enterprise Grid®. To learn more about each of the products, please see the profile section.

Leaders

| | # of Reviews | Satisfaction | Market Presence | G2 Score |
|----------------------------|--------------|--------------|-----------------|----------|
| AuditBoard | 73 | 98 | 96 | 97 |
| Hyperproof | 27 | 59 | 59 | 59 |

High Performers

| | | | | |
|----------------------------------|----|----|----|----|
| Scrut Automation | 18 | 57 | 22 | 40 |
|----------------------------------|----|----|----|----|

Contenders

| | | | | |
|--------------------------|----|----|----|----|
| Vanta | 22 | 40 | 60 | 50 |
| Resolver | 13 | 26 | 58 | 42 |

Niche

| | | | | |
|-----------------------------|----|----|----|----|
| Drata | 21 | 26 | 48 | 37 |
| Sprinto | 12 | 38 | 19 | 29 |
| ISMS.online | 13 | 31 | 24 | 28 |
| Apptega | 10 | 45 | 7 | 26 |

* Products are ordered by G2 Score. Satisfaction score is used as a tiebreaker if two products have the same G2 Score.

Grid® Methodology

Grid® Rating Methodology

The Grid® represents the democratic voice of real software users, rather than the subjective opinion of one analyst. G2 rates products from the Security Compliance category algorithmically based on data sourced from product reviews shared by G2 users and data sourced from third parties.

Technology buyers can use the Grid® to help them quickly select the best products for their businesses and to find peers with similar experiences. For sellers, media, investors, and analysts, the Grid® provides benchmarks for product comparison and market trend analysis.

Segmented Grid® Scoring Methodology

When viewing a Grid® by segment size, the same Grid® scoring methodology applies. However, the review data used is only from reviewers who are employed by a company within a particular company segment.

G2 uses the following definitions for company segments:

- ▶ Small-Business Review: A review from someone who works at a company with 50 or fewer employees
- ▶ Mid-Market Review: A review from someone who works at a company with 51-1,000 employees
- ▶ Enterprise Review: A review from someone who works at a company with 1,001+ employees

Grid® Scoring Methodology

The Grid® Report for Security Compliance | Spring 2025 is based on reviews collected through February 25, 2025. We apply unique algorithms to this data to calculate Satisfaction (v4.0) and Market Presence (v7.0) scores for the Spring 2025 report quarter. To view the Security Compliance Grid® with the most recent data, please visit the [Security Compliance](#) page. For more details on Grid® Scoring, please view the [G2 Scoring Methodology here](#).

Grid® Categorization Methodology

Making G2 research relevant and easy for people to use as they evaluate and select business software products is one of our most important goals. In support of that goal, organizing products and software companies in a well-defined structure that makes capturing, evaluating, and displaying reviews and other research in an orderly manner is a critical part of the research process.

To manage the process of categorizing the software products and the related reviews in the G2 community, G2 follows a publicly available [categorization methodology](#). All products appearing on the Grid® have passed through G2's categorization methodology and meet G2's category standards.

Many terms that appear regularly across G2 and are used to aid in product categorization warrant a definition to facilitate buyer understanding. These terms may be included within reviews from the G2 community or in executive summaries for products included on the Grid®. A [list of standard definitions](#) is available to G2 users to eliminate confusion and ease the buying process.

(Grid® Methodology continues on next page)

**Net Promoter, Net Promoter System, Net Promoter Score, NPS and the NPS-related emoticons are registered trademarks of Bain & Company, Inc., Fred Reichheld and Satmetrix Systems, Inc.

Grid® Methodology (continued)

Rating Changes and Dynamics

The ratings in this report are based on a snapshot of the user reviews and third-party data collected by G2 up through February 25, 2025. The ratings may change as the products are further developed, the sellers grow, and as additional opinions are shared by users. G2 updates the ratings on its website in real time as additional data is received, and this report will be updated as significant data is received. By improving their products and support and/or by having more satisfied customer voices heard, Contenders may become Leaders and Niche sellers may become High Performers.

Trust

Keeping our ratings unbiased is our top priority. G2 follows defined community guidelines to ensure privacy, and authenticity for users and reviews. For more details, please view the [G2 Community Guidelines here](#).

Grid® Inclusion Criteria

All products in a G2 category that have at least 10 reviews from real users of the product are included on the Grid®. Inviting other users, such as colleagues and peers, to join G2 and share authentic product reviews will accelerate this process.

If a product is not yet listed on G2 and it fits the market definition above, then users are encouraged to [suggest its addition](#) to our [Security Compliance category](#).

Product Profiles

Product profiles and detailed charts are included for products with 10 or more reviews.



AUDITBOARD

AuditBoard

4.6 ★★★★★ (1,248)



AuditBoard has been named a Leader based on receiving a high customer Satisfaction score and having a large Market Presence. AuditBoard has the largest Market Presence and received the highest Satisfaction score among products in Security Compliance. 100% of users rated it 4 or 5 stars, 98% of users believe it is headed in the right direction, and users said they would be likely to recommend AuditBoard at a rate of 93%. AuditBoard is also in the Enterprise Risk Management (ERM), Third Party & Supplier Risk Management, Regulatory Change Management, Audit Management, IT Risk Management, and Environmental, Social, and Governance (ESG) Reporting categories.

Satisfaction Ratings

Quality of Support



Ease of Use



Meets Requirements



Ease of Admin



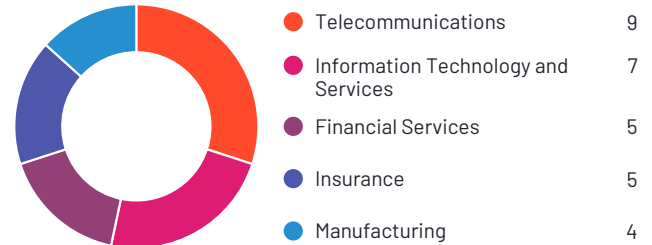
Ease of Doing Business With



Ease of Setup



Top Industries Represented



Ownership
AuditBoard



HQ Location
Cerritos, California



Year Founded
2014



Employees (Listed On LinkedIn)
895



Company Website
auditboard.com



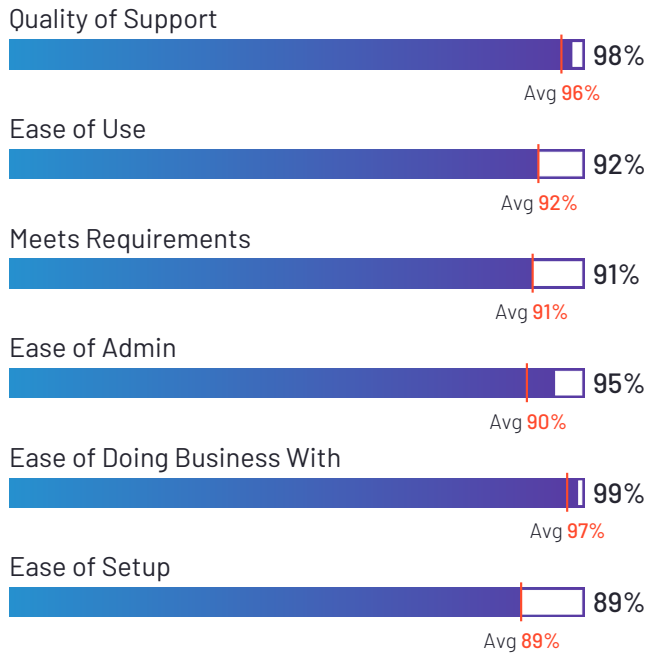
Hyperproof

4.5 ★★★★★ (161)

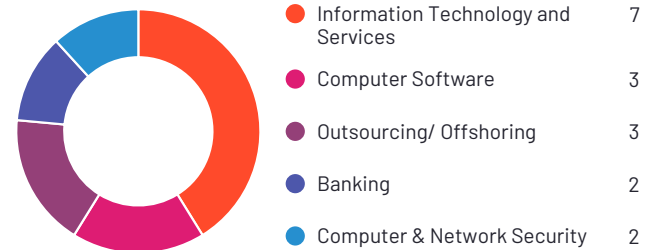


Hyperproof has been named a Leader based on receiving a high customer Satisfaction score and having a large Market Presence. 96% of users rated it 4 or 5 stars, 100% of users believe it is headed in the right direction, and users said they would be likely to recommend Hyperproof at a rate of 92%. Hyperproof is also in the Vendor Security and Privacy Assessment, Cloud Compliance, Enterprise Risk Management (ERM), Operational Risk Management, IT Risk Management, Regulatory Change Management, Audit Management, Vendor Management, Third Party & Supplier Risk Management, and Contractor Risk Management categories.

Satisfaction Ratings



Top Industries Represented



Ownership
Hyperproof



HQ Location
Seattle, Washington,
United States



Year Founded
2018



**Employees (Listed
On LinkedIn)**
176



Company Website
hyperproof.io



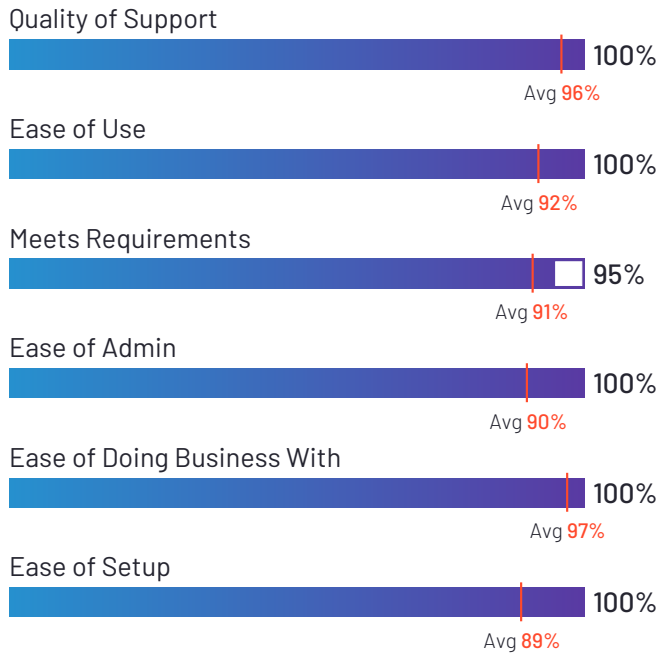
Scrut Automation

4.9 ★★★★★ (1,087)




Scrut Automation has been named a High Performer product based on having high customer Satisfaction scores and a low Market Presence compared to the rest of the category. 100% of users rated it 4 or 5 stars, 100% of users believe it is headed in the right direction, and users said they would be likely to recommend Scrut Automation at a rate of 100%. Scrut Automation is also in the Cloud Security Posture Management (CSPM), Vendor Security and Privacy Assessment, Cloud Compliance, Policy Management, Third Party & Supplier Risk Management, IT Risk Management, Audit Management, IT Asset Management, Enterprise Risk Management (ERM), and Attack Surface Management categories.

Satisfaction Ratings



Top Industries Represented



Ownership

Scrut Automation



HQ Location

Palo Alto, US



Year Founded

2022



Employees (Listed On LinkedIn)

188



Company Website

www.scrut.io

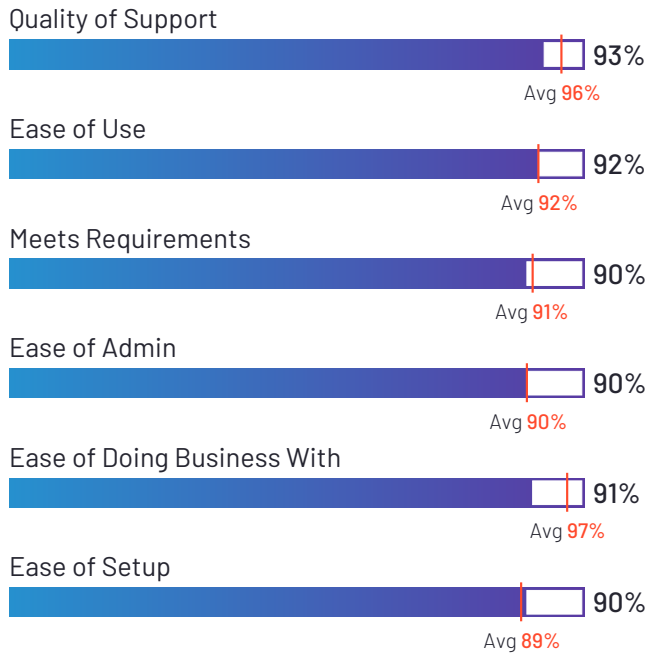


Vanta

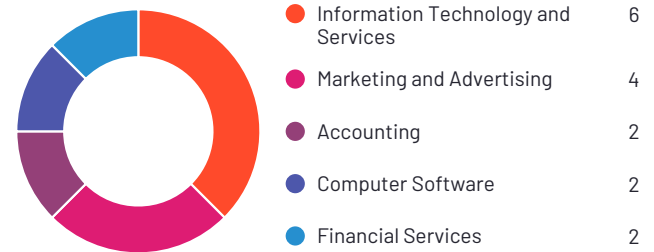
4.6 ★★★★★ (1,726)

Vanta has been named a Contender product based on having a relatively low customer Satisfaction score and large Market Presence compared to the rest of the category. While they may have positive reviews, they do not have enough reviews to validate those ratings. 91% of users rated it 4 or 5 stars, 90% of users believe it is headed in the right direction, and users said they would be likely to recommend Vanta at a rate of 89%. Vanta is also in the Vendor Security and Privacy Assessment, Cloud Compliance, Vendor Management, Third Party & Supplier Risk Management, and Audit Management categories.

Satisfaction Ratings



Top Industries Represented



Ownership
Vanta



HQ Location
San Francisco,
California



Year Founded
2018



**Employees (Listed
On LinkedIn)**
759



Company Website
vanta.com

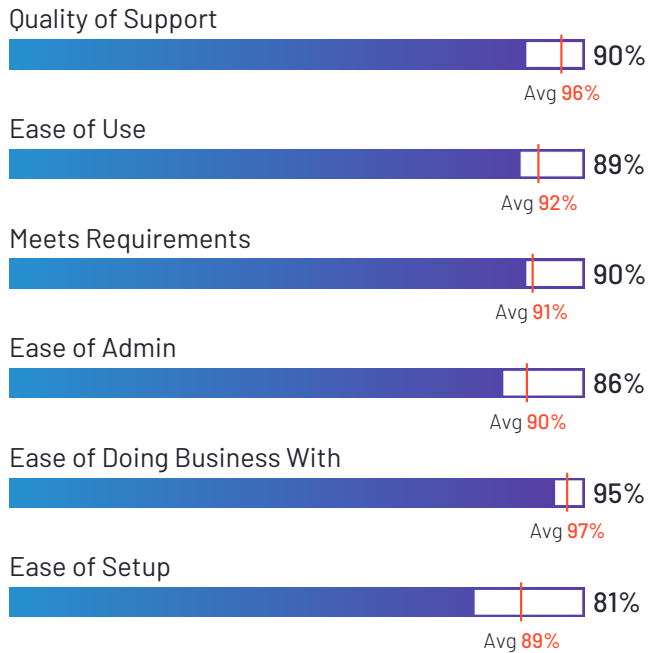


Resolver


4.3 ★★★★★ (160)

Resolver has been named a Contender product based on having a relatively low customer Satisfaction score and large Market Presence compared to the rest of the category. While they may have positive reviews, they do not have enough reviews to validate those ratings. 100% of users rated it 4 or 5 stars, 92% of users believe it is headed in the right direction, and users said they would be likely to recommend Resolver at a rate of 91%. Resolver is also in the Protective Intelligence Platforms, Risk-Based Vulnerability Management, Investigation Management, Enterprise Risk Management (ERM), Operational Risk Management, Third Party & Supplier Risk Management, IT Risk Management, Audit Management, Physical Security, Incident Response, Threat Intelligence, Content Moderation Tools, and Social Media Listening Tools categories.

Satisfaction Ratings



Top Industries Represented



Ownership
Resolver



HQ Location
Toronto, Canada



**Employees (Listed
On LinkedIn)**
430



Company Website
resolver.com

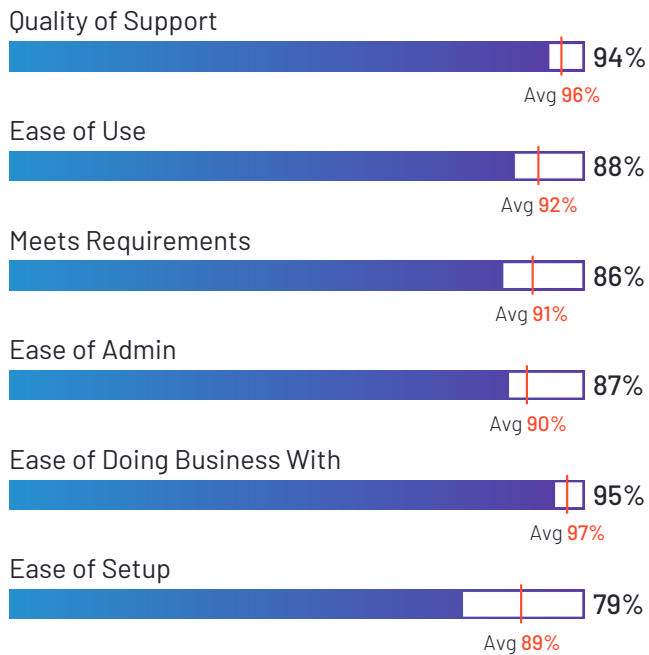
DRATA

Drata

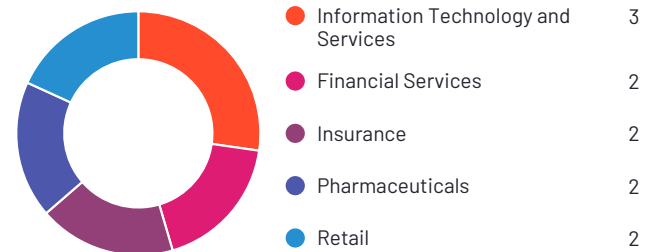
4.8 ★★★★★ (986)

Drata has been named a Niche product based on having a relatively low Satisfaction score and low Market Presence compared to the rest of the category. While they may have positive reviews, they do not have enough reviews to validate those ratings. 95% of users rated it 4 or 5 stars, 100% of users believe it is headed in the right direction, and users said they would be likely to recommend Drata at a rate of 87%. Drata is also in the Vendor Security and Privacy Assessment and Cloud Compliance categories.

Satisfaction Ratings



Top Industries Represented



Ownership
Drata



HQ Location
San Diego, US



Year Founded
2020



Employees (Listed On LinkedIn)
639



Company Website
drata.com

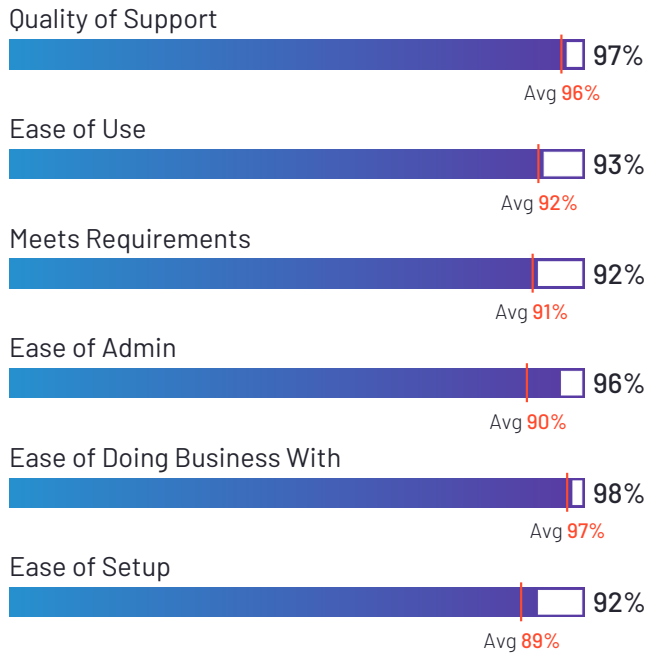


Sprinto

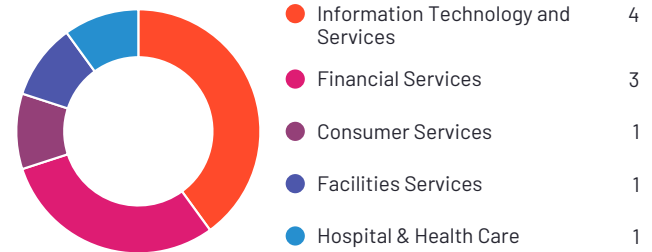
4.8 ★★★★★ (1,266)

Sprinto has been named a Niche product based on having a relatively low Satisfaction score and low Market Presence compared to the rest of the category. While they may have positive reviews, they do not have enough reviews to validate those ratings. 100% of users rated it 4 or 5 stars, 100% of users believe it is headed in the right direction, and users said they would be likely to recommend Sprinto at a rate of 96%. Sprinto is also in the Vendor Security and Privacy Assessment, Cloud Compliance, Cloud Data Security, Enterprise Risk Management (ERM), Business Continuity Management, Third Party & Supplier Risk Management, IT Risk Management, and Audit Management categories.

Satisfaction Ratings



Top Industries Represented



Ownership

Sprinto Technology Private Limited



HQ Location

San Francisco, US



Year Founded

2020



Employees (Listed On LinkedIn)

330



Company Website

sprinto.com

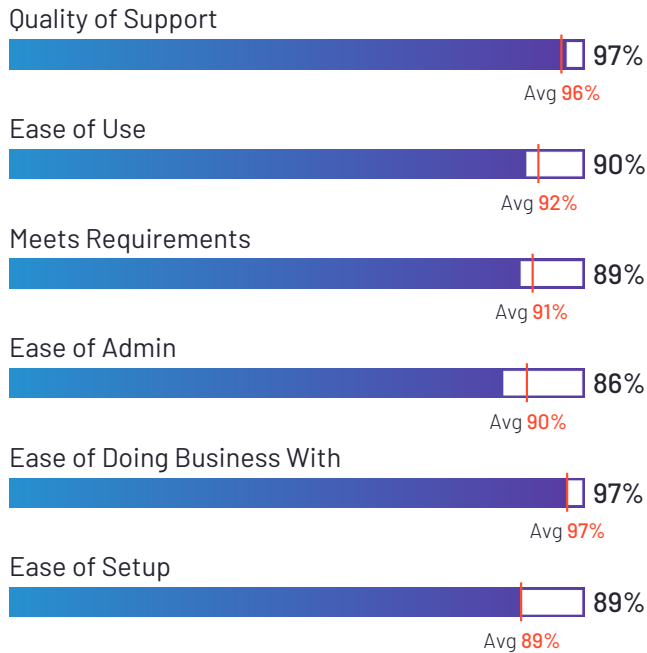


ISMS.online

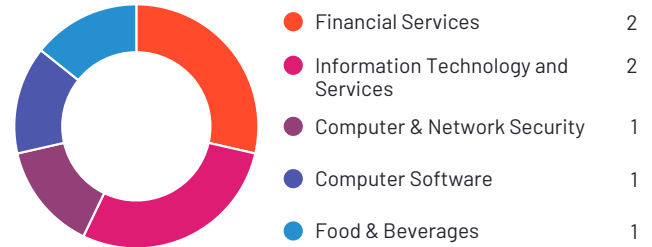
4.5 ★★★★★ (188)

ISMS.online has been named a Niche product based on having a relatively low Satisfaction score and low Market Presence compared to the rest of the category. While they may have positive reviews, they do not have enough reviews to validate those ratings. 92% of users rated it 4 or 5 stars, 100% of users believe it is headed in the right direction, and users said they would be likely to recommend ISMS.online at a rate of 89%.

Satisfaction Ratings



Top Industries Represented



Ownership
Alliantist



HQ Location
Brighton, Sussex



Year Founded
2005



Employees (Listed On LinkedIn)
81



Company Website
isms.online

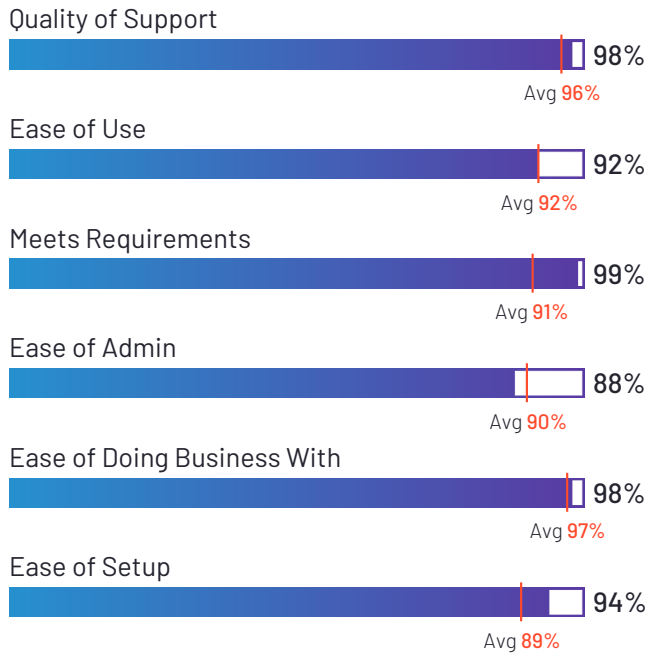


Apptega

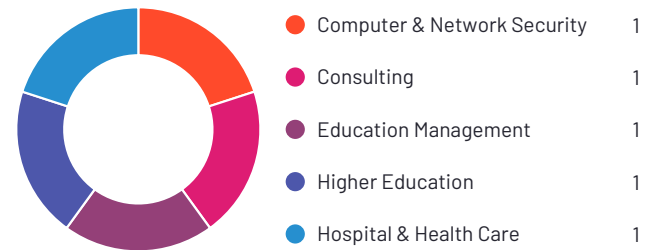
4.7 ★★★★★ (119)

Apptega has been named a Niche product based on having a relatively low Satisfaction score and low Market Presence compared to the rest of the category. While they may have positive reviews, they do not have enough reviews to validate those ratings. 100% of users rated it 4 or 5 stars, 100% of users believe it is headed in the right direction, and users said they would be likely to recommend Apptega at a rate of 93%. Apptega is also in the Cloud Compliance, IT Risk Management, Regulatory Change Management, Audit Management, and Vendor Security and Privacy Assessment categories.

Satisfaction Ratings



Top Industries Represented



Ownership
Apptega



HQ Location
Atlanta Junction,
Georgia, United
States



**Employees (Listed
On LinkedIn)**
66



Company Website
apptega.com



Satisfaction Ratings for Security Compliance

G2 reviewers rated software sellers ability to satisfy their needs as shown in the table below.

| | Satisfaction | | Satisfaction by Category | | | | | | Net Promoter Score (NPS) |
|------------------|-------------------------|-----------------------------------|--------------------------|---------------|-----------------------------|--------------------|---------------|-------------|--------------------------|
| | Likelihood to Recommend | Product Going in Right Direction? | Meets Requirements | Ease of Admin | Ease of Doing Business With | Quality of Support | Ease of Setup | Ease of Use | |
| AuditBoard | 93% | 98% | 90% | 86% | 95% | 92% | 84% | 90% | 73 |
| Hyperproof | 92% | 100% | 91% | 95% | 99% | 98% | 89% | 92% | 74 |
| Scrut Automation | 100% | 100% | 95% | 100% | 100% | 100% | 100% | 100% | 100 |
| Vanta | 89% | 90% | 90% | 90% | 91% | 93% | 90% | 92% | 68 |
| Resolver | 91% | 92% | 90% | 86% | 95% | 90% | 81% | 89% | 76 |
| Drata | 87% | 100% | 86% | 87% | 95% | 94% | 79% | 88% | 57 |
| Sprinto | 96% | 100% | 92% | 96% | 98% | 97% | 92% | 93% | 100 |
| ISMS.online | 89% | 100% | 89% | 86% | 97% | 97% | 89% | 90% | 61 |
| Apptega | 93% | 100% | 99% | 88% | 98% | 98% | 94% | 92% | 90 |
| Average | 92% | 98% | 91% | 90% | 97% | 96% | 89% | 92% | 78 |

*N/A is displayed when fewer than five responses were received for the question.

**Net Promoter Score ranges from -100 to +100



Additional Data for Security Compliance

The table below highlights implementation and deployment data as indicated in real user reviews on G2.

Implementation

| | Deployment | | Implementation Time | Implementation Method | | | | Contract Term |
|-------------------------|------------|-------------|------------------------|-----------------------|----------------------|------------------------|------------|-----------------------------|
| | Cloud | On-Premises | Avg. Months to Go Live | In-House Team | Seller Services Team | Third-Party Consultant | Don't know | Avg. Contract Term (Months) |
| AuditBoard | 91% | 9% | 4.1 | 51% | 33% | 5% | 12% | 26 |
| Hyperproof | 94% | 6% | 3.1 | 69% | 31% | 0% | 0% | 30 |
| Scrut Automation | 80% | 20% | 1.3 | N/A | N/A | N/A | N/A | N/A |
| Vanta | 82% | 18% | 1.6 | 100% | 0% | 0% | 0% | 17 |
| Resolver | 70% | 30% | 6.6 | 78% | 22% | 0% | 0% | 25 |
| Drata | 77% | 23% | 2.8 | 77% | 23% | 0% | 0% | 24 |
| Sprinto | 100% | 0% | 2.8 | N/A | N/A | N/A | N/A | N/A |
| ISMS.online | 80% | 20% | 1.7 | 80% | 10% | 0% | 10% | 21 |
| Apptega | 100% | 0% | 0.8 | 43% | 57% | 0% | 0% | N/A |

(Additional Data for Security Compliance continues on next page)

*N/A is displayed when data is not publicly available.



Additional Data for Security Compliance (continued)

The table below highlights the average user adoption of each product as indicated in real user reviews on G2.

User Adoption and Return on Investment (ROI)

| | User Adoption | Payback Period |
|------------------|-----------------------|---|
| | Average User Adoption | Estimated ROI (payback period in months) |
| AuditBoard | 56% | 18 |
| Hyperproof | 45% | 13 |
| Scrut Automation | 76% | N/A |
| Vanta | 46% | 14 |
| Resolver | 64% | 18 |
| Drata | 59% | 15 |
| Sprinto | N/A | N/A |
| ISMS.online | 63% | 18 |
| Apptega | 59% | N/A |
| Average | 59% | 16 |

(Additional Data for Security Compliance continues on next page)

*N/A is displayed when data is not publicly available.

Additional Data for Security Compliance (continued)

The table below highlights third-party market presence data used to inform the G2's Market Presence Score that highlights each products impact and influence in the category.

Market Presence

| | Seller Name | Year Founded | Employees on LinkedIn (Seller) | LinkedIn Followers |
|-------------------------|------------------------------------|--------------|--------------------------------|--------------------|
| AuditBoard | AuditBoard | 2014 | 895 | 51,837 |
| Hyperproof | Hyperproof | 2018 | 176 | 14,652 |
| Scrut Automation | Scrut Automation | 2022 | 188 | 58,755 |
| Vanta | Vanta | 2018 | 759 | 58,839 |
| Resolver | Resolver | | 430 | 18,570 |
| Drata | Drata | 2020 | 639 | 75,324 |
| Sprinto | Sprinto Technology Private Limited | 2020 | 330 | 149,000 |
| ISMS.online | Alliantist | 2005 | 81 | 11,168 |
| Apptega | Apptega | | 66 | 6,520 |

*N/A is displayed when data is not publicly available.