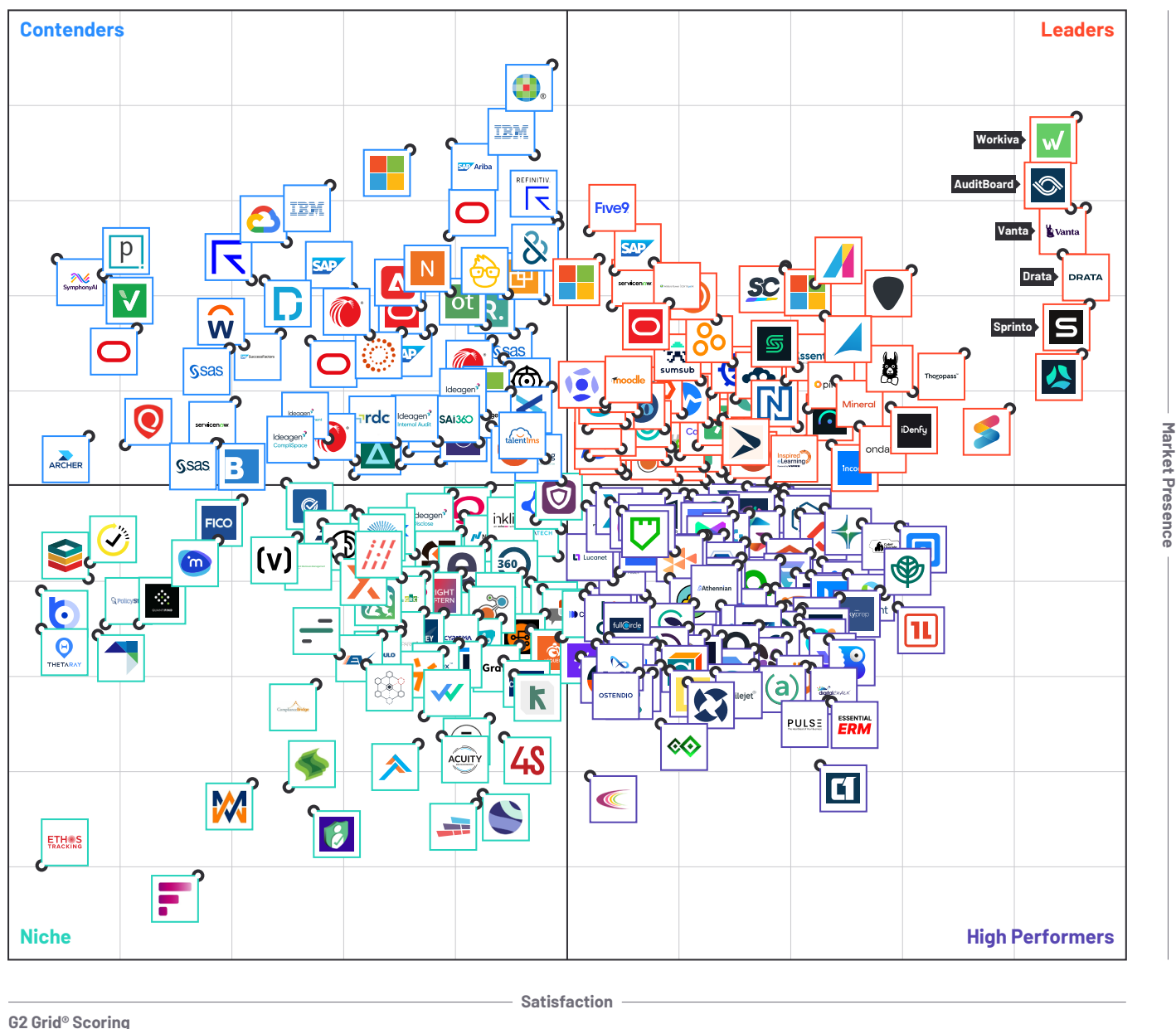


# Grid<sup>®</sup> Report for Governance, Risk & Compliance | Summer 2025



## Governance, Risk & Compliance Software



(Governance, Risk & Compliance Software continues on next page)

# Governance, Risk & Compliance Software (continued)

## Governance, Risk & Compliance Software Definition

### Governance, Risk & Compliance Grid® Scoring Description

Products shown on the Grid® for Governance, Risk & Compliance have received a minimum of 10 reviews/ratings in data gathered by May 27, 2025 in any subcategory of Governance, Risk & Compliance. Products are ranked by customer satisfaction (based on user reviews) and market presence (based on market share, seller size, and social impact) and placed into four categories on the Grid®:

- ▶ Products in the Leader quadrant are rated highly by G2 users and have substantial Market Presence scores. Leaders include: [Workiva](#), [Vanta](#), [AuditBoard](#), [Drata](#), [Sprinto](#), [Scrut Automation](#), [UpGuard](#), [Thoropass](#), [Scytale](#), [Absorb LMS](#), [SafetyCulture](#), [Communication Compliance](#), [Descartes Denied Party Screening](#), [EasyLlama](#), [iDenfy](#), [Mineral](#), [Secureframe](#), [Ondato](#), [CCH Tagetik](#), [KnowBe4 Compliance Plus](#), [The Assent Supply Chain Sustainability Platform](#), [Pirani](#), [Five9 Intelligent Cloud Contact Center Platform](#), [Oracle Hyperion Disclosure Management](#), [Hyperproof](#), [Incode](#), [SAP Risk Management](#), [Microsoft Purview Data Governance](#), [Ncontracts](#), [Apptega](#), [JumpCloud](#), [ServiceNow ESG Management](#), [Sumsb](#), [LogicGate Risk Cloud](#), [ISMS.online](#), [Continu](#), [Greenly](#), [Visualping](#), [Inspired eLearning Powered by VIPRE](#), [Abrigo BAM+](#), [iSpring Learn](#), [Ethena](#), [heyData](#), [ClearCompany](#), [FloQast](#), [HR Acuity](#), [SEON](#), [Fraud Fighters](#), [Case IQ](#), [Veriff](#), [Moodle](#), [VelocityEHS Accelerate | EHS & ESG](#), [Onfido](#), [PowerDMS by NEOGOV](#), [Camms GRC](#), [ComplyAdvantage](#), [Everbridge 360 \(Critical Event Management\)](#), [Protecht](#), [osapiens](#), and [Panorays](#)
- ▶ High Performing products have high customer Satisfaction scores and low Market Presence compared to the rest of the category. High Performers include: [ComplyCube](#), [CyberUpgrade](#), [IRIS CARBON®](#), [Formalize](#), [Strike Graph](#), [Venminder](#), [Tandem](#), [SkyPrep](#), [Trace](#), [Oneleet](#), [Gatekeeper](#), [Persona](#), [Traliant](#), [Flagright](#), [Ethico](#), [Conformio](#), [ProcessUnity](#), [Hicomply](#), [GlobalSuite](#), [IDMERIT](#), [Sanction Scanner](#), [FaceUp](#), [Focal](#), [Amikus](#), [RiskSmart](#), [Axonify](#), [CimTrak Integrity Suite](#), [Risk Ledger](#), [Logikcull](#), [1Exiger Platform](#), [Regroup Mass Notification](#), [NotMe Solutions](#), [Akitra](#), [Todyl Security Platform](#), [Compyl](#), [Carbide](#), [Bites](#), [Truzta](#), [Athenian](#), [Anecdotes](#), [Impero](#), [SOCLY.io](#), [Compliance](#), [Interfacing](#), [Xoralia - Sharepoint policy management software](#), [Sardine](#), [apexanalytix](#), [PassFort Lifecycle](#), [iHasco e-learning](#), [DigitalChalk LMS](#), [Trustero](#), [Aclaimant](#), [VComply](#), [MobieTrain](#), [Pulse](#), [Essential ERM](#), [Trulioo](#), [TrustCloud®](#), [Risk Cognizance GRC Platform](#), [StepChange](#), [Fides](#), [Rival Data Security](#), [SimpleRisk](#), [Nossa Data](#), [LeapXpert](#), [SafeGuard Privacy](#), [fullCircle GRC](#), [Lucanet](#), [Filejet](#), [C1Risk](#), [Analytica](#), [StandardFusion](#), [Cypago](#), [KEY ESG](#), [PMG Platform](#), [MinuteBox](#), [Decision Focus](#), [SureCloud](#), [FullCircl](#), [Ostendio](#), [ZenGRC](#), [Drova](#), [Carbonze](#), and [Komplify](#)
- ▶ Contender products have relatively low customer Satisfaction scores and high Market Presence compared to the rest of the category. While they may have positive reviews, they do not have enough reviews to validate those ratings. Contenders include: [TeamMate+](#), [IBM OpenPages](#), [Refinitiv World-Check Risk Intelligence](#), [D&B Risk Analytics](#), [SAP Ariba](#), [Microsoft Purview Records Management](#), [Relativity](#), [Oracle Financial Reporting Compliance Cloud](#), [Litmos](#), [SAS Risk Management](#), [Resolver](#), [IBM Envizi ESG Suite](#), [NAVEX One](#), [OneTrust Tech Risk & Compliance](#), [Fusion Framework System](#), [LexisNexis RiskView](#), [Replication Manager](#), [Microsoft Purview Audit](#), [Adobe Learning Manager \(formerly Adobe Captivate Prime\)](#), [Diligent One Platform](#), [formerly HighBond](#), [SAP Disclosure Management](#), [Oracle Risk Management Cloud](#), [SAP Management of Change](#), [CLEAR](#), [Google Carbon Footprint](#), [TalentLMS](#), [Ideagen WorkRite](#), [Onspring](#), [Ubuntu](#), [AML Insight](#), [SAI360](#), [Dow Jones Risk & Compliance](#), [Regulatory Intelligence](#), [Ideagen Internal Audit](#), [Oracle GRC](#), [Safeguard Global](#), [SAP SuccessFactors Learning](#), [DataTracks](#), [Grid](#), [Riskconnect Risk Management Information System \(RMIS\)](#), [Workday Adaptive Planning](#), [SAS Fraud](#), [Anti-Money Laundering & Security Intelligence](#), [LexisNexis TrailTracker](#), [Ideagen Risk Management](#), [Tripwire Enterprise](#), [EcoVadis](#), [Protiviti](#), [Ideagen CompliSpace](#), [ServiceNow Integrated Risk Management](#), [SymphonyAI Financial Services](#), [Oracle Financial Crime and Compliance Management](#), [Bloomberg Vault](#), [SAS Governance and Compliance Manager](#), [Qualys PCI](#), and [Archer](#)
- ▶ Niche products have relatively low Satisfaction scores and low Market Presence compared to the rest of the category. While they may have positive reviews, they do not have enough reviews to validate those ratings. Niche products include: [Certa](#), [ScalePad ControlMap](#), [Noggin](#), [Prevalent by Mitratach](#), [Ideagen Disclose](#), [Nasdaq Metrio](#), [Ethixbase360](#), [6clicks](#), [ConvergePoint Policy Management](#), [EchoInk](#), [Cyberday](#), [Emtrain](#), [Supply Wisdom](#), [EasyRCA](#), [Coolset](#), [Know Your Customer](#), [Bright Pattern](#), [Acqueon](#), [Riskconnect Business Continuity](#), [Jambo](#), [EQS Integrity Line](#), [INX InForm](#), [MyComplianceOffice](#), [iGrafx](#), [LogicManager](#), [CYRISMA](#), [AdaptiveGRC](#), [TruOps](#), [Compliance Manager GRC](#), [CallFinder](#), [Unit21](#), [COI RiskManager](#), [KLEA](#), [Persefoni](#), [FLOWsparks](#), [Aurex.ai](#), [Certent Disclosure Management](#), [FTK Enterprise](#), [GyrusAim](#), [Veriato](#), [Gryphon ONE](#), [FICO Decision Central](#), [Modulo](#), [Seerist](#), [Effivity QMS Automation Software for ISO standards](#), [4Stop](#), [iManage Records Manager](#), [KYC-Chain](#), [WeControl](#), [Acuity Risk Management](#), [CoreStream GRC](#), [Pliance](#), [AuditRunner](#), [PolicyCo](#), [ComplianceBridge](#), [Arcserve Continuous Availability](#), [Pagefreezer](#), [Quantifind](#), [Policy Manager Software](#), [Stacks Data](#), [Omnigo](#), [Verify 365](#), [BC in the Cloud](#), [Maclear eGRC Suite](#), [Thetaray Transaction Monitoring](#), [ANTI-MONEY LAUNDERING](#), and [Ethos Tracking](#)



# Grid® Scores for Governance, Risk & Compliance Software

The table below shows the Satisfaction and Market Presence scores that determine product placement on the Grid®. To learn more about each of the products, please see the profile section.

## Leaders

	# of Reviews	Satisfaction	Market Presence	G2 Score
<a href="#">Workiva</a>	1183	98	93	96
<a href="#">Vanta</a>	1532	99	82	91
<a href="#">AuditBoard</a>	1278	98	82	90
<a href="#">Drata</a>	909	97	77	87
<a href="#">Sprinto</a>	1224	100	71	85
<a href="#">Scrut Automation</a>	1004	99	65	82
<a href="#">UpGuard</a>	326	83	75	79
<a href="#">Thoropass</a>	448	88	65	77
<a href="#">Scytale</a>	397	92	59	75
<a href="#">Absorb LMS</a>	267	74	73	74
<a href="#">SafetyCulture</a>	73	71	75	73
<a href="#">Communication Compliance</a>	12	71	75	73
<a href="#">Descartes Denied Party Screening</a>	131	75	70	72
<a href="#">EasyLlama</a>	114	83	61	72
<a href="#">iDenfy</a>	102	81	59	70
<a href="#">Mineral</a>	153	76	62	69
<a href="#">Secureframe</a>	363	72	64	68
<a href="#">Ondato</a>	63	78	57	67
<a href="#">CCH Tagetik</a>	10	58	76	67

(Governance, Risk & Compliance Software continues on next page)

\* Products are ordered by G2 Score. Satisfaction score is used as a tiebreaker if two products have the same G2 Score.



# Grid® Scores for Governance, Risk & Compliance Software (continued)

The table below shows the Satisfaction and Market Presence scores that determine product placement on the Grid®. To learn more about each of the products, please see the profile section.

## Leaders (continued)

	# of Reviews	Satisfaction	Market Presence	G2 Score
<a href="#">KnowBe4 Compliance Plus</a>	42	64	69	67
<a href="#">The Assent Supply Chain Sustainability Platform</a>	14	71	62	66
<a href="#">Pirani</a>	207	73	59	66
<a href="#">Five9 Intelligent Cloud Contact Center Platform</a>	101	52	79	66
<a href="#">Oracle Hyperion Disclosure Management</a>	17	60	71	65
<a href="#">Hyperproof</a>	174	66	64	65
<a href="#">Incode</a>	14	75	54	65
<a href="#">SAP Risk Management</a>	63	55	75	65
<a href="#">Microsoft Purview Data Governance</a>	17	53	76	65
<a href="#">Ncontracts</a>	139	72	57	64
<a href="#">Apptega</a>	89	73	55	64
<a href="#">JumpCloud</a>	117	66	60	63
<a href="#">ServiceNow ESG Management</a>	14	54	71	63
<a href="#">Sumsb</a>	51	63	62	62
<a href="#">LogicGate Risk Cloud</a>	158	64	61	62
<a href="#">ISMS.online</a>	206	65	57	61
<a href="#">Continu</a>	365	65	57	61
<a href="#">Greenly</a>	34	65	57	61

(Governance, Risk & Compliance Software continues on next page)

\* Products are ordered by G2 Score. Satisfaction score is used as a tiebreaker if two products have the same G2 Score.





# Grid® Scores for Governance, Risk & Compliance Software (continued)

The table below shows the Satisfaction and Market Presence scores that determine product placement on the Grid®. To learn more about each of the products, please see the profile section.

## Leaders (continued)

	# of Reviews	Satisfaction	Market Presence	G2 Score
Visualping	48	63	57	60
Inspired eLearning Powered by VIPRE	32	69	50	60
Abrigo BAM+	38	61	58	60
iSpring Learn	45	63	54	58
Ethena	53	66	51	58
heyData	124	65	51	58
ClearCompany	161	59	56	58
FloQast	23	63	52	58
HR Acuity	112	57	58	57
SEON. Fraud Fighters	20	60	54	57
Case IQ	46	61	53	57
Veriff	11	63	50	57
Moodle	179	54	59	56
VelocityEHS Accelerate   EHS & ESG	23	56	57	56
Onfido	27	54	59	56
PowerDMS by NEOGOV	110	60	53	56
Camms GRC	65	61	50	55
ComplyAdvantage	21	55	54	55

(Governance, Risk & Compliance Software continues on next page)

\* Products are ordered by G2 Score. Satisfaction score is used as a tiebreaker if two products have the same G2 Score.



# Grid® Scores for Governance, Risk & Compliance Software (continued)

The table below shows the Satisfaction and Market Presence scores that determine product placement on the Grid®. To learn more about each of the products, please see the profile section.

## Leaders (continued)

	# of Reviews	Satisfaction	Market Presence	G2 Score
Everbridge 360 (Critical Event Management)	18	52	56	54
Protecht	53	55	52	53
osapiens	36	56	51	53
Panorays	37	52	53	53

## High Performers

ComplyCube	34	82	45	63
CyberUpgrade	37	78	45	62
IRIS CARBON®	89	75	47	61
Formalize	37	71	49	60
Strike Graph	136	71	49	60
Venminder	68	70	49	59
Tandem	25	72	46	59
SkyPrep	15	80	37	59
Trace	12	80	37	59
Oneleet	15	81	36	58
Gatekeeper	23	70	47	58
Persona	10	67	49	58
Traliant	21	77	39	58

(Governance, Risk & Compliance Software continues on next page)

\* Products are ordered by G2 Score. Satisfaction score is used as a tiebreaker if two products have the same G2 Score.



# Grid® Scores for Governance, Risk & Compliance Software (continued)

The table below shows the Satisfaction and Market Presence scores that determine product placement on the Grid®. To learn more about each of the products, please see the profile section.

## High Performers (continued)

	# of Reviews	Satisfaction	Market Presence	G2 Score
Flagright	25	74	41	58
Ethico	37	73	42	57
Conformio	12	67	47	57
ProcessUnity	40	64	50	57
Hicomply	135	65	48	57
GlobalSuite	26	65	48	57
IDMERIT	13	76	37	56
Sanction Scanner	48	69	43	56
FaceUp	20	73	39	56
Focal	14	66	46	56
Amicus	23	70	41	56
RiskSmart	26	72	39	56
Axonify	73	62	49	55
CimTrak Integrity Suite	22	67	43	55
Risk Ledger	86	61	49	55
Logikcull	129	65	44	54
1Exiger Platform	11	59	49	54
Regroup Mass Notification	13	67	41	54
NotMe Solutions	45	72	35	54

(Governance, Risk & Compliance Software continues on next page)

\* Products are ordered by G2 Score. Satisfaction score is used as a tiebreaker if two products have the same G2 Score.



# Grid® Scores for Governance, Risk & Compliance Software (continued)

The table below shows the Satisfaction and Market Presence scores that determine product placement on the Grid®. To learn more about each of the products, please see the profile section.

## High Performers (continued)

	# of Reviews	Satisfaction	Market Presence	G2 Score
<a href="#">Akitra</a>	42	70	38	54
<a href="#">Todyl Security Platform</a>	19	63	44	54
<a href="#">Compyl</a>	44	72	35	53
<a href="#">Carbide</a>	78	63	44	53
<a href="#">Bites</a>	27	75	32	53
<a href="#">Truzta</a>	24	69	38	53
<a href="#">Athenian</a>	27	66	40	53
<a href="#">Anecdotes</a>	56	72	34	53
<a href="#">Impero</a>	19	71	36	53
<a href="#">SOCLY.io</a>	35	70	36	53
<a href="#">Compliance</a>	15	73	32	53
<a href="#">Interfacing</a>	20	72	33	53
<a href="#">Xoralia - Sharepoint policy management software</a>	14	71	32	51
<a href="#">Sardine</a>	14	60	42	51
<a href="#">apexanalytix</a>	12	53	49	51
<a href="#">PassFort Lifecycle</a>	14	55	47	51
<a href="#">iHasco e-learning</a>	189	54	48	51
<a href="#">DigitalChalk LMS</a>	16	73	28	51
<a href="#">Trustero</a>	29	68	33	51

(Governance, Risk & Compliance Software continues on next page)

\* Products are ordered by G2 Score. Satisfaction score is used as a tiebreaker if two products have the same G2 Score.



# Grid® Scores for Governance, Risk & Compliance Software (continued)

The table below shows the Satisfaction and Market Presence scores that determine product placement on the Grid®. To learn more about each of the products, please see the profile section.

## High Performers (continued)

	# of Reviews	Satisfaction	Market Presence	G2 Score
<a href="#">Aclaimant</a>	16	73	29	51
<a href="#">VComply</a>	48	65	36	50
<a href="#">MobieTrain</a>	37	70	30	50
<a href="#">Pulse</a>	93	75	25	50
<a href="#">Essential ERM</a>	35	75	25	50
<a href="#">Trulioo</a>	27	52	47	50
<a href="#">TrustCloud®</a>	16	60	39	49
<a href="#">Risk Cognizance GRC Platform</a>	13	68	31	49
<a href="#">StepChange</a>	10	62	36	49
<a href="#">Fides</a>	11	65	32	48
<a href="#">Rivial Data Security</a>	10	68	29	48
<a href="#">SimpleRisk</a>	11	63	32	48
<a href="#">Nossa Data</a>	15	62	33	47
<a href="#">LeapXpert</a>	14	55	40	47
<a href="#">SafeGuard Privacy</a>	28	57	37	47
<a href="#">fullCircle GRC</a>	15	58	36	47
<a href="#">Lucanet</a>	21	54	39	47
<a href="#">Filejet</a>	10	64	28	46
<a href="#">CIRisk</a>	14	74	17	46

(Governance, Risk & Compliance Software continues on next page)

\* Products are ordered by G2 Score. Satisfaction score is used as a tiebreaker if two products have the same G2 Score.



# Grid® Scores for Governance, Risk & Compliance Software (continued)

The table below shows the Satisfaction and Market Presence scores that determine product placement on the Grid®. To learn more about each of the products, please see the profile section.

## High Performers (continued)

	# of Reviews	Satisfaction	Market Presence	G2 Score
<a href="#">Analytica</a>	19	59	31	45
<a href="#">StandardFusion</a>	47	52	38	45
<a href="#">Cypago</a>	23	58	31	45
<a href="#">KEY ESG</a>	21	52	37	44
<a href="#">PMG Platform</a>	15	61	27	44
<a href="#">MinuteBox</a>	15	60	28	44
<a href="#">Decision Focus</a>	11	59	29	44
<a href="#">SureCloud</a>	23	54	32	43
<a href="#">FullCirc</a>	15	58	28	43
<a href="#">Ostendio</a>	33	57	28	42
<a href="#">ZenGRC</a>	94	53	31	42
<a href="#">Drova</a>	12	51	30	41
<a href="#">CarbonZE</a>	10	59	22	40
<a href="#">Komplify</a>	10	52	16	34

(Governance, Risk & Compliance Software continues on next page)

\* Products are ordered by G2 Score. Satisfaction score is used as a tiebreaker if two products have the same G2 Score.



# Grid® Scores for Governance, Risk & Compliance Software (continued)

The table below shows the Satisfaction and Market Presence scores that determine product placement on the Grid®. To learn more about each of the products, please see the profile section.

## Contenders

	# of Reviews	Satisfaction	Market Presence	G2 Score
TeamMate+	255	49	99	74
IBM OpenPages	57	47	88	68
Refinitiv World-Check Risk Intelligence	51	49	81	65
D&B Risk Analytics	56	49	80	65
SAP Ariba	173	39	90	64
Microsoft Purview Records Management	38	35	89	62
Relativity	176	48	71	60
Oracle Financial Reporting Compliance Cloud	10	39	79	59
Litmos	400	44	72	58
SAS Risk Management	32	47	68	57
Resolver	142	45	68	56
IBM Envizi ESG Suite	20	27	85	56
NAVEX One	60	39	72	56
OneTrust Tech Risk & Compliance	53	42	69	55
Fusion Risk Management	126	49	61	55
LexisNexis RiskView	12	43	67	55
Replication Manager	11	44	65	54
Microsoft Purview Audit	14	45	64	54

(Governance, Risk & Compliance Software continues on next page)

\* Products are ordered by G2 Score. Satisfaction score is used as a tiebreaker if two products have the same G2 Score.



# Grid® Scores for Governance, Risk & Compliance Software (continued)

The table below shows the Satisfaction and Market Presence scores that determine product placement on the Grid®. To learn more about each of the products, please see the profile section.

## Contenders (continued)

	# of Reviews	Satisfaction	Market Presence	G2 Score
<a href="#">Adobe Learning Manager (formerly Adobe Captivate Prime)</a>	173	36	71	53
<a href="#">Diligent One Platform, formerly HighBond</a>	129	45	61	53
<a href="#">SAP Disclosure Management</a>	12	37	68	53
<a href="#">Oracle ERP Cloud</a>	38	37	68	52
<a href="#">SAP Management of Change</a>	17	30	73	51
<a href="#">CLEAR</a>	12	34	68	51
<a href="#">Google Carbon Footprint</a>	10	23	78	51
<a href="#">TalentLMS</a>	342	48	53	50
<a href="#">Ideagen WorkRite</a>	71	42	58	50
<a href="#">Onspring</a>	48	49	50	50
<a href="#">Ubuntu</a>	17	43	57	50
<a href="#">AML Insight</a>	10	31	67	49
<a href="#">SAI360</a>	101	42	55	48
<a href="#">Dow Jones Risk &amp; Compliance</a>	11	21	74	47
<a href="#">Regulatory Intelligence</a>	21	20	74	47
<a href="#">Ideagen Internal Audit</a>	84	38	55	46
<a href="#">Oracle GRC</a>	11	26	67	46
<a href="#">Safeguard Global</a>	22	38	53	45
<a href="#">SAP SuccessFactors Learning</a>	21	23	68	45

(Governance, Risk & Compliance Software continues on next page)

\* Products are ordered by G2 Score. Satisfaction score is used as a tiebreaker if two products have the same G2 Score.



# Grid® Scores for Governance, Risk & Compliance Software (continued)

The table below shows the Satisfaction and Market Presence scores that determine product placement on the Grid®. To learn more about each of the products, please see the profile section.

## Contenders (continued)

	# of Reviews	Satisfaction	Market Presence	G2 Score
DataTracks	26	35	54	44
Grid	12	34	55	44
Riskconnect Risk Management Information System (RMIS)	35	34	52	43
Workday Adaptive Planning	14	19	66	43
SAS Fraud, Anti-Money Laundering & Security Intelligence	24	18	66	42
LexisNexis TrailTracker	19	30	53	41
Ideagen Risk Management	38	27	55	41
Tripwire	13	30	51	40
EcoVadis	20	6	74	40
Proviti-Governance Portal	10	6	74	40
Ideagen CompliSpace	35	26	52	39
ServiceNow Integrated Risk Management	18	19	59	39
SymphonyAI Financial Services	12	2	76	39
Oracle Financial Crime and Compliance Management	13	9	68	39
Bloomberg Vault	12	17	55	36
SAS Governance and Compliance Manager	13	17	55	36
Qualys PCI	14	8	54	31
Archer	17	5	55	30

(Governance, Risk & Compliance Software continues on next page)

\* Products are ordered by G2 Score. Satisfaction score is used as a tiebreaker if two products have the same G2 Score.



# Grid® Scores for Governance, Risk & Compliance Software (continued)

The table below shows the Satisfaction and Market Presence scores that determine product placement on the Grid®. To learn more about each of the products, please see the profile section.

## Niche

	# of Reviews	Satisfaction	Market Presence	G2 Score
Certa	28	49	45	47
ScalePad ControlMap	42	47	46	46
Noggin	15	43	50	46
Prevalent by Mitratesh	20	49	41	45
Ideagen Disclose	14	39	49	44
Nasdaq Metrio	11	40	46	43
Ethixbase360	10	43	43	43
6clicks	17	46	40	43
ConvergePoint	11	48	38	43
EchoInk	28	42	43	43
Cyberday	22	47	38	43
Emtrain	25	42	43	42
Supply Wisdom	16	40	44	42
EasyRCA	15	48	35	41
Coolset	15	49	32	41
Know Your Customer	11	49	32	41
Bright Pattern	17	40	40	40
Acqueon	18	47	33	40
Riskconnect Business Continuity	12	41	38	39

(Governance, Risk & Compliance Software continues on next page)

\* Products are ordered by G2 Score. Satisfaction score is used as a tiebreaker if two products have the same G2 Score.



# Grid® Scores for Governance, Risk & Compliance Software (continued)

The table below shows the Satisfaction and Market Presence scores that determine product placement on the Grid®. To learn more about each of the products, please see the profile section.

## Niche (continued)

	# of Reviews	Satisfaction	Market Presence	G2 Score
Jambo	14	44	34	39
EQS Integrity Line	18	37	40	39
INX InForm	40	36	42	39
MyComplianceOffice	46	30	46	38
iGrafx	32	46	31	38
LogicManager	58	29	47	38
CYRISMA	16	42	35	38
AdaptiveGRC	13	36	39	38
TruOps	12	42	31	37
Compliance Manager GRC	102	23	50	37
CallFinder	13	44	29	37
Unit21	16	34	39	37
COI RiskManager	22	38	35	37
KLEA	16	45	28	36
Persefoni	11	27	45	36
FLOWsparks	19	36	35	36
Aurex.ai	14	40	31	36
Certent Disclosure Management	21	28	43	35
FTK Enterprise	10	28	41	35

(Governance, Risk & Compliance Software continues on next page)

\* Products are ordered by G2 Score. Satisfaction score is used as a tiebreaker if two products have the same G2 Score.

# Grid® Scores for Governance, Risk & Compliance Software (continued)

The table below shows the Satisfaction and Market Presence scores that determine product placement on the Grid®. To learn more about each of the products, please see the profile section.

## Niche (continued)

	# of Reviews	Satisfaction	Market Presence	G2 Score
<a href="#">GyrusAim</a>	15	38	30	34
<a href="#">Veriato</a>	18	24	44	34
<a href="#">Gryphon ONE</a>	166	34	33	34
<a href="#">FICO Decision Central</a>	12	19	48	34
<a href="#">Modulo</a>	14	34	33	33
<a href="#">Seerist</a>	21	43	23	33
<a href="#">Effivity QMS Automation Software for ISO standards</a>	20	32	32	32
<a href="#">4Stop</a>	13	44	20	32
<a href="#">iManage Records Manager</a>	11	17	43	30
<a href="#">KYC-Chain</a>	10	31	29	30
<a href="#">WeControl</a>	10	36	23	30
<a href="#">Acuity Risk Management</a>	25	38	20	29
<a href="#">CoreStream GRC</a>	11	28	30	29
<a href="#">Pliance</a>	10	42	14	28
<a href="#">AuditRunner</a>	22	36	20	28
<a href="#">PolicyCo</a>	27	41	13	27
<a href="#">ComplianceBridge</a>	12	26	26	26
<a href="#">Arcserve Continuous Availability</a>	10	5	41	23
<a href="#">Pagefreezer</a>	31	4	39	22

(Governance, Risk & Compliance Software continues on next page)

\* Products are ordered by G2 Score. Satisfaction score is used as a tiebreaker if two products have the same G2 Score.



# Grid® Scores for Governance, Risk & Compliance Software (continued)

The table below shows the Satisfaction and Market Presence scores that determine product placement on the Grid®. To learn more about each of the products, please see the profile section.

## Niche (continued)

	# of Reviews	Satisfaction	Market Presence	G2 Score
<b>SIGNUM</b>	10	9	34	21
<b>Policy Manager Software</b>	11	6	34	20
<b>Stacks Data</b>	14	24	14	19
<b>Omnigo</b>	11	5	32	19
<b>Verify 365</b>	11	26	12	19
<b>BC in the Cloud</b>	11	0	37	19
<b>Maclear eGRC Suite</b>	10	20	15	18
<b>Thetaray Transaction Monitoring</b>	10	0	33	16
<b>ANTI-MONEY LAUNDERING</b>	13	15	4	10
<b>Ethos Tracking</b>	11	0	5	3

\* Products are ordered by G2 Score. Satisfaction score is used as a tiebreaker if two products have the same G2 Score.

# Grid® Methodology

## Grid® Rating Methodology

The Grid® represents the democratic voice of real software users, rather than the subjective opinion of one analyst. G2 rates products from the Governance, Risk & Compliance category algorithmically based on data sourced from product reviews shared by G2 users and data sourced from third parties.

Technology buyers can use the Grid® to help them quickly select the best products for their businesses and to find peers with similar experiences. For sellers, media, investors, and analysts, the Grid® provides benchmarks for product comparison and market trend analysis.

## Grid® Scoring Methodology

G2 rates products and sellers based on reviews gathered from our user community, as well as data aggregated from online sources and social networks. We apply a unique algorithm (v3.0) to this data to calculate the Satisfaction and Market Presence scores in real time. The Grid® Report for Governance, Risk & Compliance | Summer 2025 is based on scores calculated using the G2 algorithm v3.0 from reviews collected through May 27, 2025. To learn more about the categories in this space, please visit the [Governance, Risk & Compliance](#) page. For more details on Grid® Scoring, please view the [G2 Scoring Methodology](#) here.

## Grid® Categorization Methodology

Making G2 research relevant and easy for people to use as they evaluate and select business software products is one of our most important goals. In support of that goal, organizing products and software companies in a well-defined structure that makes capturing, evaluating, and displaying reviews and other research in an orderly manner is a critical part of the research process.

To manage the process of categorizing the software products and the related reviews in the G2 community, G2 follows a publicly available [categorization methodology](#). All products appearing on the Grid® have passed through G2's categorization methodology and meet G2's category standards.

Many terms that appear regularly across G2 and are used to aid in product categorization warrant a definition to facilitate buyer understanding. These terms may be included within reviews from the G2 community or in executive summaries for products included on the Grid®. A [list of standard definitions](#) is available to G2 users to eliminate confusion and ease the buying process.

## Rating Changes and Dynamics

The ratings in this report are based on a snapshot of the user reviews and third-party data collected by G2 up through May 27, 2025. The ratings may change as the products are further developed, the sellers grow, and as additional opinions are shared by users. G2 updates the ratings on its website in real time as additional data is received, and this report will be updated as significant data is received. By improving their products and support and/or by having more satisfied customer voices heard, Contenders may become Leaders and Niche sellers may become High Performers.

## Trust

Keeping our ratings unbiased is our top priority. G2 follows defined community guidelines to ensure privacy, and authenticity for users and reviews. For more details, please view the [G2 Community Guidelines](#) here.

*(Grid® Methodology continues on next page)*

\*\* Net Promoter, Net Promoter System, Net Promoter Score, NPS and the NPS-related emoticons are registered trademarks of Bain & Company, Inc., Fred Reichheld and Satmetrix Systems, Inc.



# Grid® Methodology (continued)

## Grid® Inclusion Criteria

The Governance, Risk & Compliance Grid® combines products from all of its subcategories into a single report. The report features products from any subcategory of Governance, Risk & Compliance with at least 10 reviews from real users of the product are included on the Grid®. Inviting other users, such as colleagues and peers, to join G2 and share authentic product reviews will accelerate this process.

If a product is not yet listed on G2 and it fits the market definition of one of the subcategories, then users are encouraged to [suggest its addition](#) to one of the subcategories of [Governance, Risk & Compliance category](#).

## Product Profiles

Product profiles and detailed charts are included for products with 10 or more reviews.



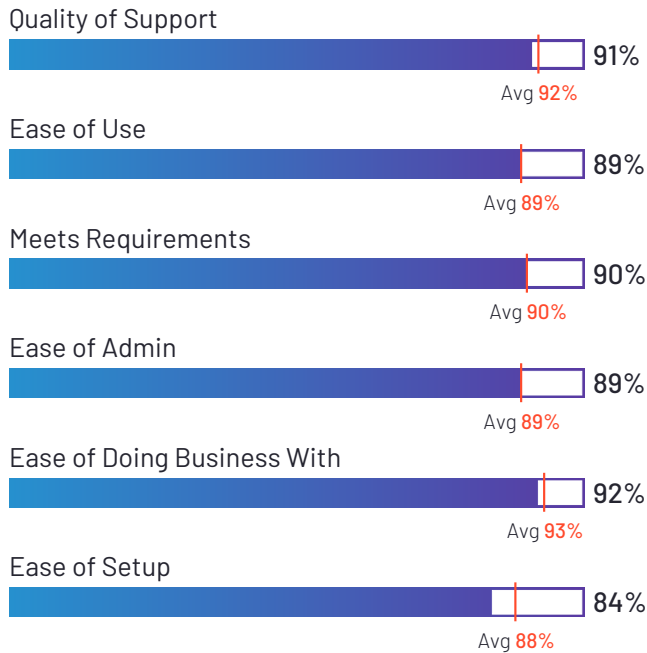
# Workiva

4.6 ★★★★★ (1,499)

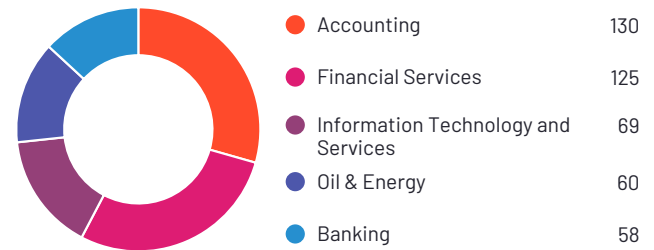


Workiva has been named a Leader based on receiving a high customer Satisfaction score and having a large Market Presence. 97% of users rated it 4 or 5 stars, 93% of users believe it is headed in the right direction, and users said they would be likely to recommend Workiva at a rate of 91%. Workiva is also in the Environmental, Social, and Governance (ESG) Reporting, SAP Store, Budgeting and Forecasting, Enterprise Risk Management (ERM), Disclosure Management, Policy Management, Audit Management, Sustainability Management, Financial Close, FP&A (Financial Planning & Analysis), and Carbon Accounting categories.

## Satisfaction Ratings



## Top Industries Represented



**Ownership**  
Workiva



**HQ Location**  
Ames, Iowa



**Year Founded**  
2008



**Employees (Listed On LinkedIn)**  
3,106



**Company Website**  
[workiva.com](https://workiva.com)





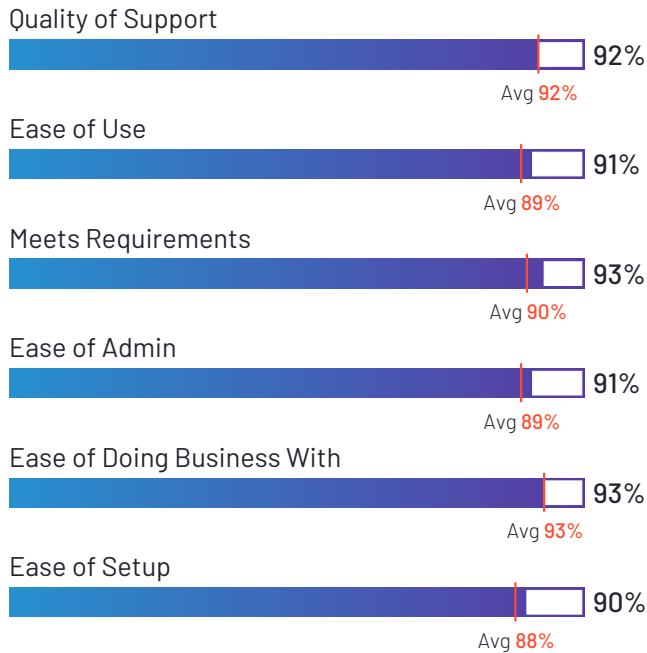
# Vanta

4.6 ★★★★★ (1,816)



Vanta has been named a Leader based on receiving a high customer Satisfaction score and having a large Market Presence. 98% of users rated it 4 or 5 stars, 95% of users believe it is headed in the right direction, and users said they would be likely to recommend Vanta at a rate of 92%. Vanta is also in the Security Compliance, Vendor Security and Privacy Assessment, Cloud Compliance, Vendor Management, Third Party & Supplier Risk Management, and Audit Management categories.

## Satisfaction Ratings



## Top Industries Represented



**Ownership**  
Vanta



**HQ Location**  
San Francisco,  
California



**Year Founded**  
2018



**Employees (Listed  
On LinkedIn)**  
912



**Company Website**  
[www.vanta.com](http://www.vanta.com)



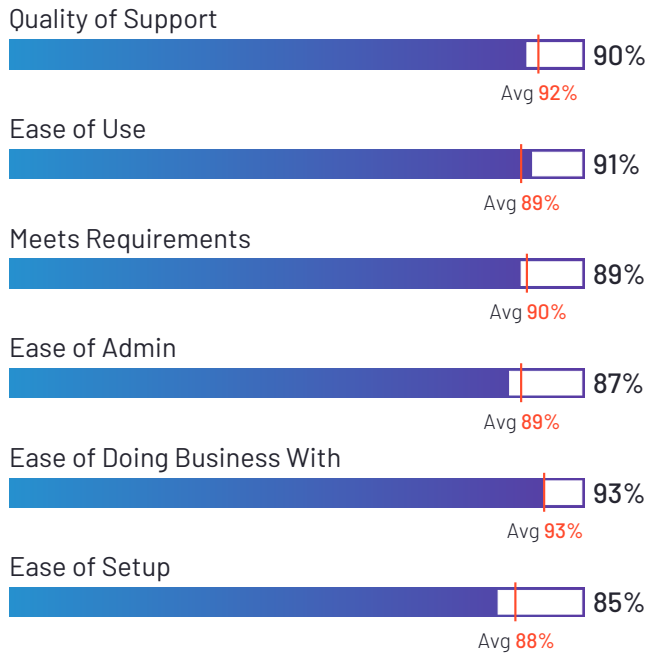
## AuditBoard

4.6 ★★★★★ (1,297)

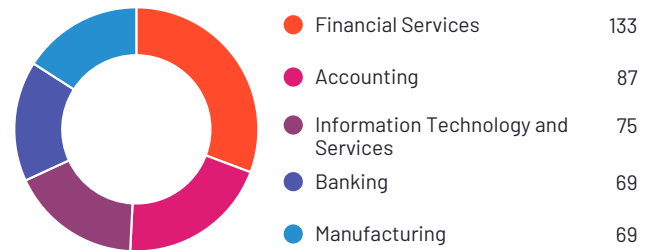


AuditBoard has been named a Leader based on receiving a high customer Satisfaction score and having a large Market Presence. 98% of users rated it 4 or 5 stars, 96% of users believe it is headed in the right direction, and users said they would be likely to recommend AuditBoard at a rate of 92%. AuditBoard is also in the Security Compliance, Enterprise Risk Management (ERM), Third Party & Supplier Risk Management, Regulatory Change Management, Audit Management, IT Risk Management, and Environmental, Social, and Governance (ESG) Reporting categories.

### Satisfaction Ratings



### Top Industries Represented



**Ownership**  
AuditBoard



**HQ Location**  
Cerritos, California



**Year Founded**  
2014



**Employees (Listed On LinkedIn)**  
920



**Company Website**  
[auditboard.com](https://auditboard.com)

**DRATA**

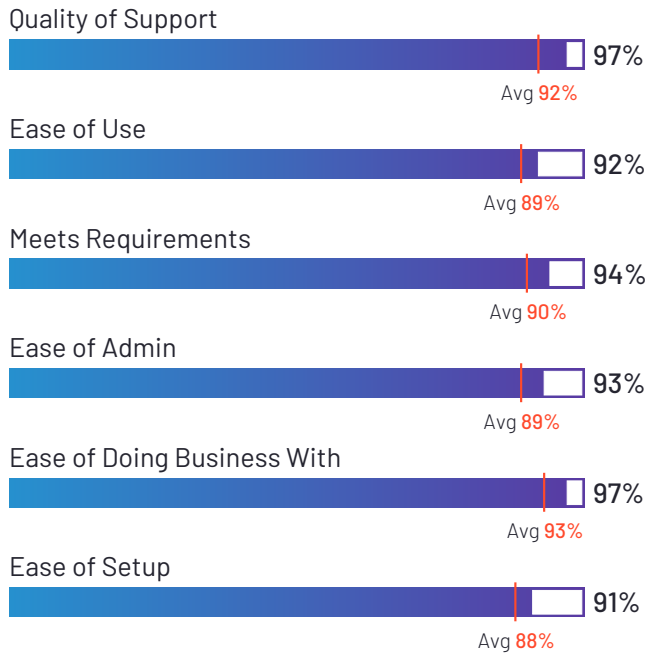
## Drata

4.8 ★★★★★ (1,048)

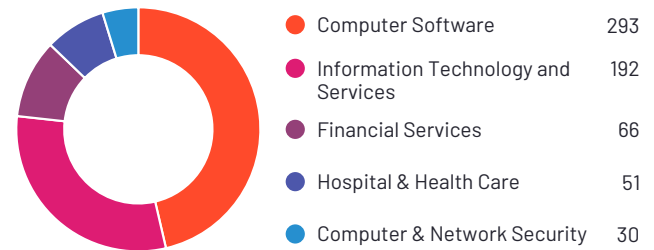


Drata has been named a Leader based on receiving a high customer Satisfaction score and having a large Market Presence. 99% of users rated it 4 or 5 stars, 97% of users believe it is headed in the right direction, and users said they would be likely to recommend Drata at a rate of 95%. Drata is also in the Security Compliance, Vendor Security and Privacy Assessment, and Cloud Compliance categories.

### Satisfaction Ratings



### Top Industries Represented



**Ownership**  
Drata



**HQ Location**  
San Diego, US



**Year Founded**  
2020



**Employees (Listed On LinkedIn)**  
639



**Company Website**  
[drata.com](https://drata.com)



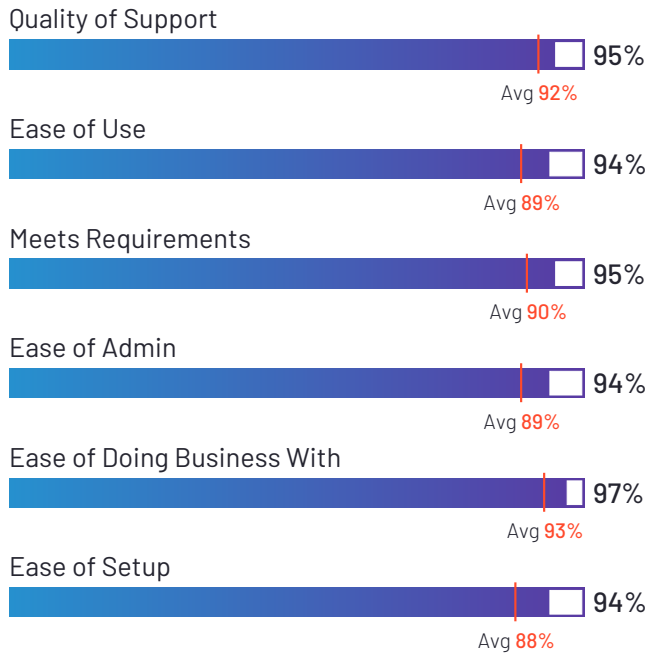
## Sprinto

4.8 ★★★★★ (1,353)



Sprinto has been named a Leader based on receiving a high customer Satisfaction score and having a large Market Presence. Sprinto received the highest Satisfaction score among products in Governance, Risk & Compliance. 99% of users rated it 4 or 5 stars, 97% of users believe it is headed in the right direction, and users said they would be likely to recommend Sprinto at a rate of 95%. Sprinto is also in the Security Compliance, Vendor Security and Privacy Assessment, Cloud Compliance, Cloud Data Security, Enterprise Risk Management (ERM), Business Continuity Management, IT Risk Management, and Audit Management categories.

### Satisfaction Ratings



### Top Industries Represented



#### Ownership

Sprinto Technology Private Limited



#### HQ Location

San Francisco, US



#### Year Founded

2020



#### Employees (Listed On LinkedIn)

369



#### Company Website

[sprinto.com](https://sprinto.com)



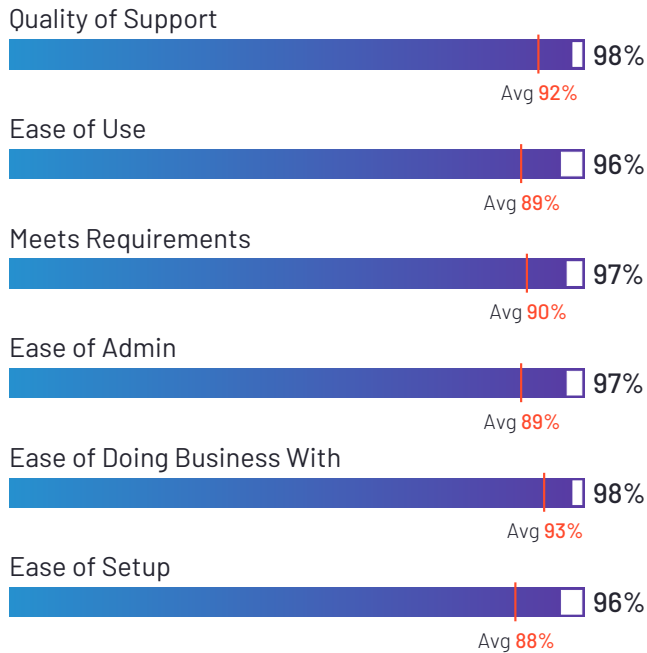
## Scrut Automation

4.9 ★★★★★ (1,163)



Scrut Automation has been named a Leader based on receiving a high customer Satisfaction score and having a large Market Presence. 100% of users rated it 4 or 5 stars, 99% of users believe it is headed in the right direction, and users said they would be likely to recommend Scrut Automation at a rate of 98%. Scrut Automation is also in the Security Compliance, Cloud Security Posture Management (CSPM), Vendor Security and Privacy Assessment, Cloud Compliance, Policy Management, IT Risk Management, Audit Management, IT Asset Management, Enterprise Risk Management (ERM), and Attack Surface Management categories.

### Satisfaction Ratings



### Top Industries Represented



#### Ownership

Scrut Automation



#### HQ Location

Palo Alto, US



#### Year Founded

2022



#### Employees (Listed On LinkedIn)

205



#### Company Website

[www.scrut.io](http://www.scrut.io)



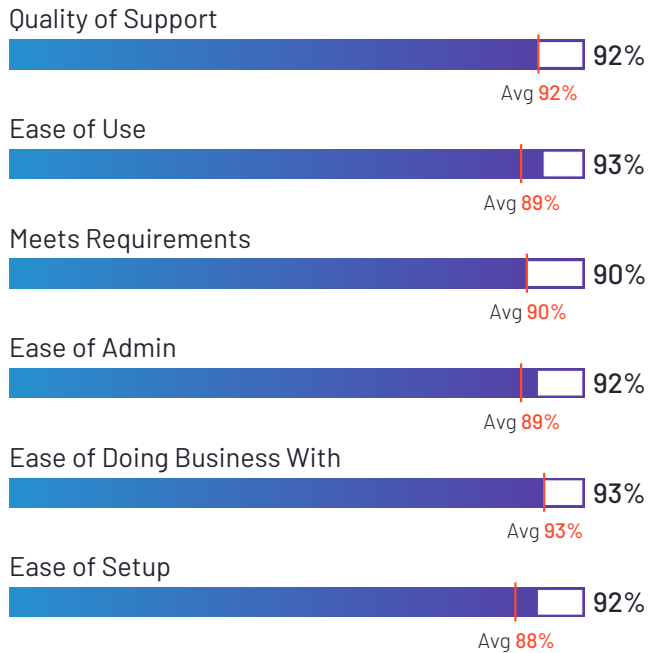
# UpGuard

4.5 ★★★★★ (451)

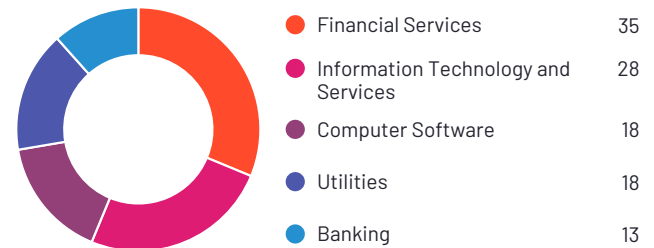


UpGuard has been named a Leader based on receiving a high customer Satisfaction score and having a large Market Presence. 98% of users rated it 4 or 5 stars, 96% of users believe it is headed in the right direction, and users said they would be likely to recommend UpGuard at a rate of 90%. UpGuard is also in the Vendor Security and Privacy Assessment, Third Party & Supplier Risk Management, and IT Risk Management categories.

## Satisfaction Ratings



## Top Industries Represented



**Ownership**  
UpGuard



**HQ Location**  
Mountain View,  
California



**Year Founded**  
2012



**Employees (Listed  
On LinkedIn)**  
290



**Company Website**  
[upguard.com](https://upguard.com)



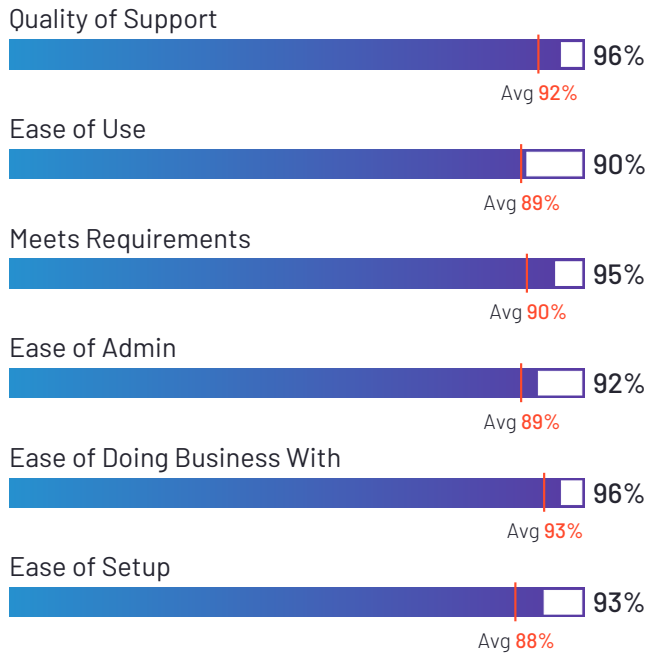
# Thoropass

4.7 ★★★★★ (464)



Thoropass has been named a Leader based on receiving a high customer Satisfaction score and having a large Market Presence. 99% of users rated it 4 or 5 stars, 96% of users believe it is headed in the right direction, and users said they would be likely to recommend Thoropass at a rate of 94%. Thoropass is also in the Vendor Security and Privacy Assessment, Cloud Compliance, Audit Management, and Security Compliance categories.

## Satisfaction Ratings



## Top Industries Represented



**Ownership**  
Thoropass



**HQ Location**  
New York



**Year Founded**  
2019



**Employees (Listed On LinkedIn)**  
239



**Company Website**  
[thoropass.com](https://thoropass.com)



# Scytale

4.8 ★★★★★ (437)



Scytale has been named a Leader based on receiving a high customer Satisfaction score and having a large Market Presence. 100% of users rated it 4 or 5 stars, 98% of users believe it is headed in the right direction, and users said they would be likely to recommend Scytale at a rate of 96%. Scytale is also in the Security Compliance, Vendor Security and Privacy Assessment, Cloud Compliance, and Audit Management categories.

## Satisfaction Ratings

### Quality of Support



### Ease of Use



### Meets Requirements



### Ease of Admin



### Ease of Doing Business With



### Ease of Setup



## Top Industries Represented



**Ownership**  
Scytale AI



**HQ Location**  
New York, US



**Year Founded**  
2021



**Employees (Listed On LinkedIn)**  
111



**Company Website**  
[scytale.ai](https://scytale.ai)





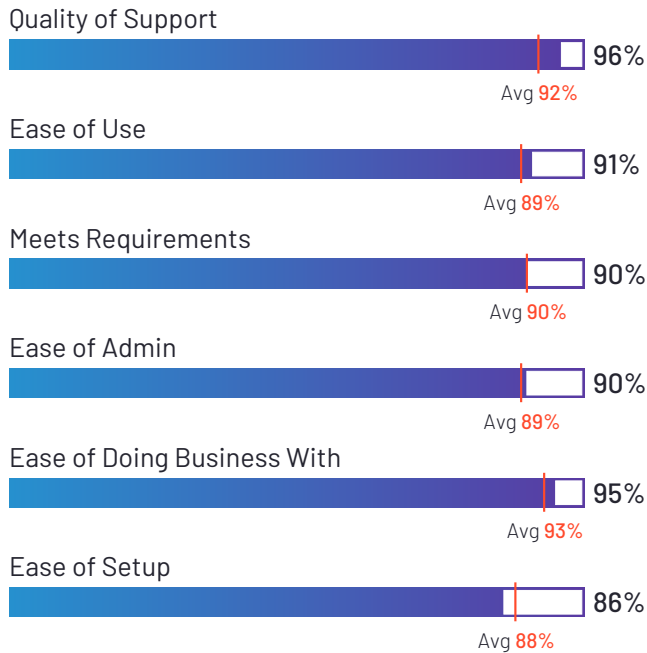
# Absorb LMS

4.6 ★★★★★ (662)

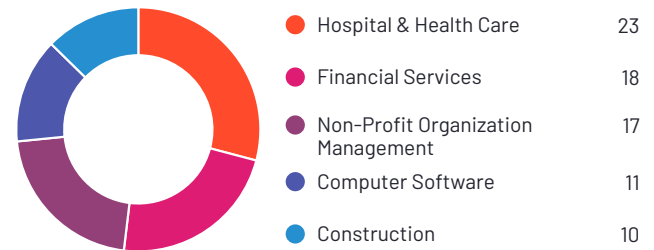


Absorb LMS has been named a Leader based on receiving a high customer Satisfaction score and having a large Market Presence. 98% of users rated it 4 or 5 stars, 94% of users believe it is headed in the right direction, and users said they would be likely to recommend Absorb LMS at a rate of 93%. Absorb LMS is also in the Customer Education, Healthcare Learning Management Systems (LMS), Ethics and Compliance Learning, Learning Experience Platforms (LXP), Training Management Systems, Corporate Learning Management Systems, Course Authoring, Learning Management System (LMS), and Online Learning Platform categories.

## Satisfaction Ratings



## Top Industries Represented



**Ownership**  
Absorb Software



**HQ Location**  
Calgary



**Year Founded**  
2003



**Employees (Listed On LinkedIn)**  
612



**Company Website**  
[absorblms.com](https://absorblms.com)



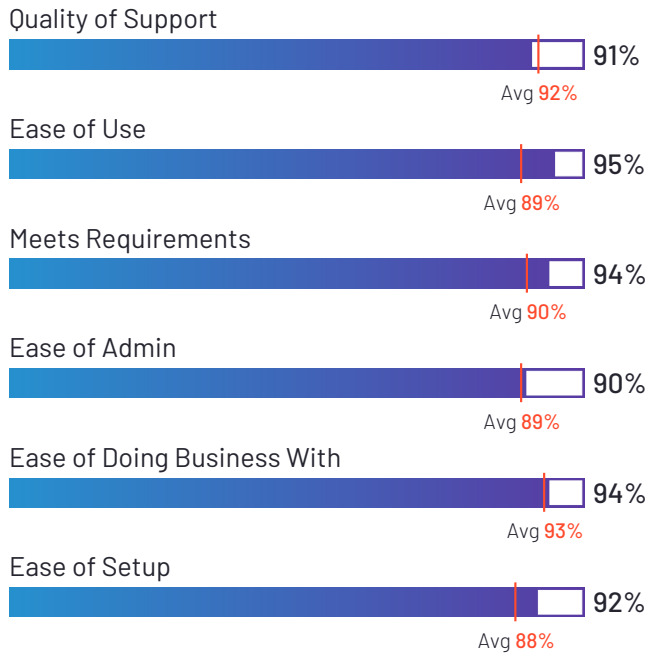
## SafetyCulture

4.6 ★★★★★ (146)

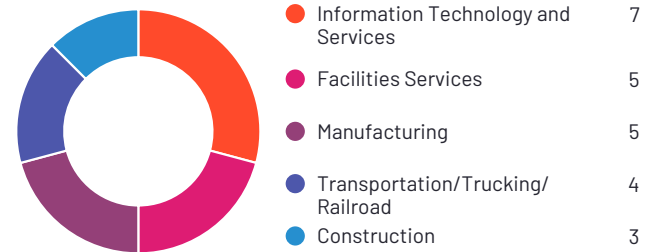


SafetyCulture has been named a Leader based on receiving a high customer Satisfaction score and having a large Market Presence. 97% of users rated it 4 or 5 stars, 96% of users believe it is headed in the right direction, and users said they would be likely to recommend SafetyCulture at a rate of 94%. SafetyCulture is also in the Food Safety Management, Construction Risk Assessment Software, Jobsite Management, Occupational Health and Safety (OHS), Connected Worker Platform, Business Continuity Management, Audit Management, Environmental Health and Safety, Quality Management (QMS), Mobile Forms Automation, Enterprise Asset Management (EAM), CMMS, Facility Management, Emergency Management, and Inspection Management categories.

### Satisfaction Ratings



### Top Industries Represented



**Ownership**  
SafetyCulture



**HQ Location**  
Surry Hills, New South Wales



**Year Founded**  
2004



**Employees (Listed On LinkedIn)**  
868



**Company Website**  
[safetyculture.com](https://safetyculture.com)



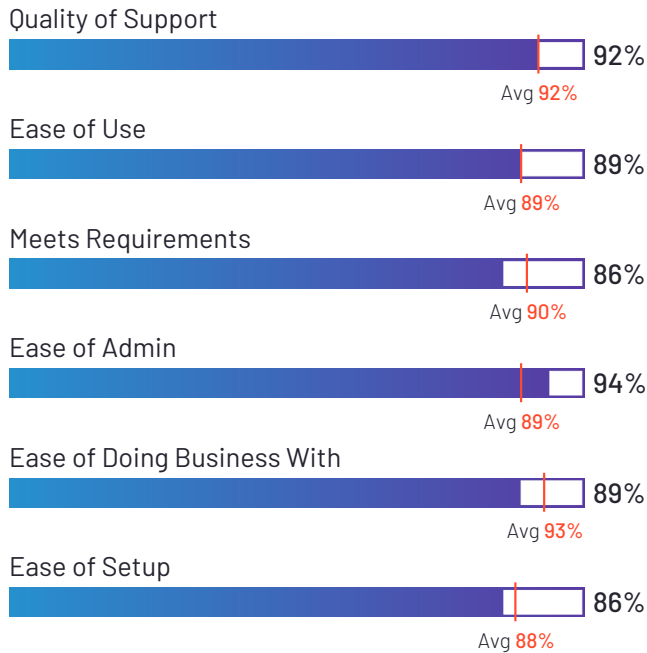
## Communication Compliance

4.5 ★★★★★ (12)

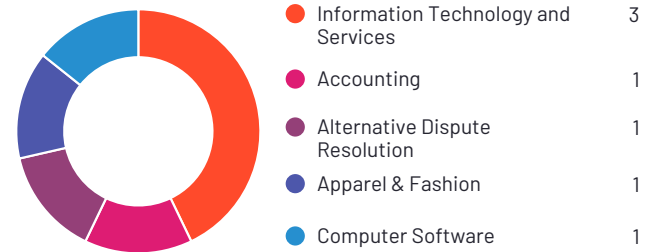


Communication Compliance has been named a Leader based on receiving a high customer Satisfaction score and having a large Market Presence. 100% of users rated it 4 or 5 stars, 86% of users believe it is headed in the right direction, and users said they would be likely to recommend Communication Compliance at a rate of 91%. Communication Compliance is also in the GRC Tools category.

### Satisfaction Ratings



### Top Industries Represented



**Ownership**  
Microsoft



**HQ Location**  
Redmond, Washington



**Year Founded**  
1975



**Employees (Listed On LinkedIn)**  
237,523



**Company Website**  
[microsoft.com](https://microsoft.com)



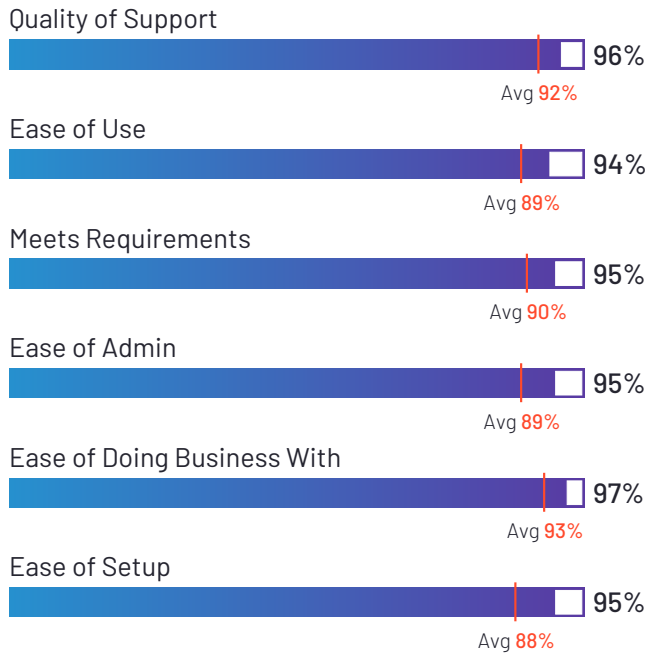
## Descartes Denied Party Screening

4.8 ★★★★★ (137)

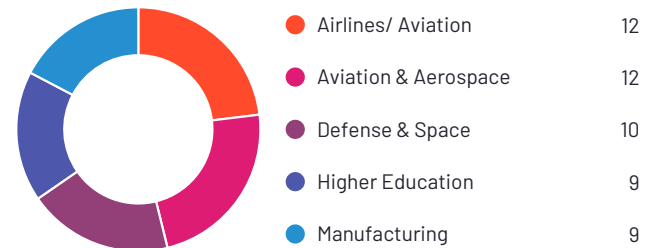


Descartes Denied Party Screening has been named a Leader based on receiving a high customer Satisfaction score and having a large Market Presence. 98% of users rated it 4 or 5 stars, 90% of users believe it is headed in the right direction, and users said they would be likely to recommend Descartes Denied Party Screening at a rate of 95%. Descartes Denied Party Screening is also in the Third Party & Supplier Risk Management category.

### Satisfaction Ratings



### Top Industries Represented



#### Ownership

Descartes Systems Group



#### HQ Location

Waterloo, Ontario



#### Year Founded

1981



#### Employees (Listed On LinkedIn)

1,614



#### Company Website

[descartes.com](https://descartes.com)



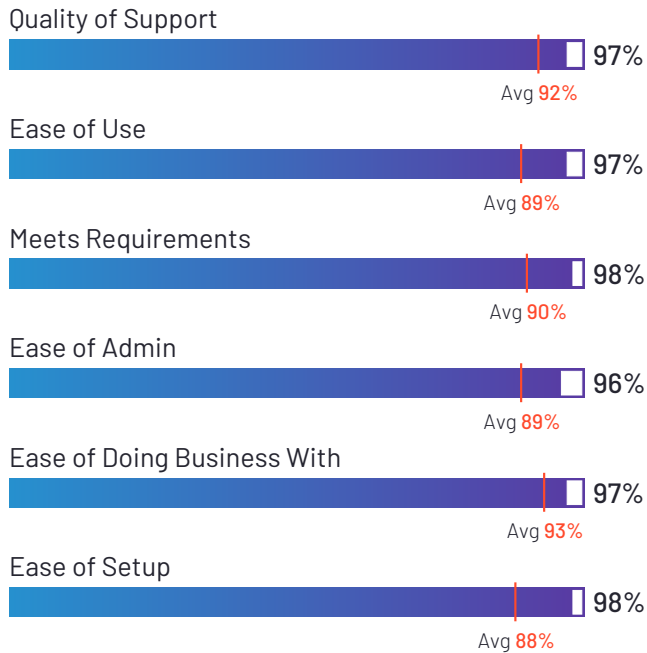
# EasyLlama

4.8 ★★★★★ (244)

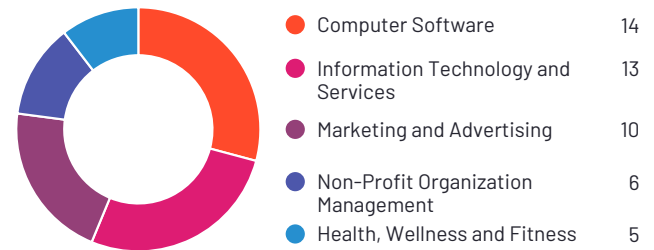


EasyLlama has been named a Leader based on receiving a high customer Satisfaction score and having a large Market Presence. 100% of users rated it 4 or 5 stars, 96% of users believe it is headed in the right direction, and users said they would be likely to recommend EasyLlama at a rate of 97%. EasyLlama is also in the Harassment Prevention Training, Whistleblowing, Ethics and Compliance Learning, HR Case Management, eLearning Content, Corporate Learning Management Systems, Cybersecurity Professional Development, and Security Awareness Training categories.

## Satisfaction Ratings



## Top Industries Represented



**Ownership**  
EasyLlama



**HQ Location**  
Covina, CA



**Year Founded**  
2019



**Employees (Listed On LinkedIn)**  
48



**Company Website**  
[easyllama.com](https://easyllama.com)



iDenfy

4.9 ★★★★★ (163)



iDenfy has been named a Leader based on receiving a high customer Satisfaction score and having a large Market Presence. 100% of users rated it 4 or 5 stars, 100% of users believe it is headed in the right direction, and users said they would be likely to recommend iDenfy at a rate of 99%. iDenfy is also in the Anti-Money Laundering (AML), Biometric Authentication, Digital Customer Onboarding, Fraud Detection, and Identity Verification categories.

## Satisfaction Ratings

### Quality of Support



### Ease of Use



### Meets Requirements



### Ease of Admin



### Ease of Doing Business With



### Ease of Setup



## Top Industries Represented



**Ownership**  
iDenfy



**HQ Location**  
Kaunas, Kauno



**Year Founded**  
2017



**Employees (Listed  
On LinkedIn)**  
49



**Company Website**  
[www.idenfy.com](http://www.idenfy.com)



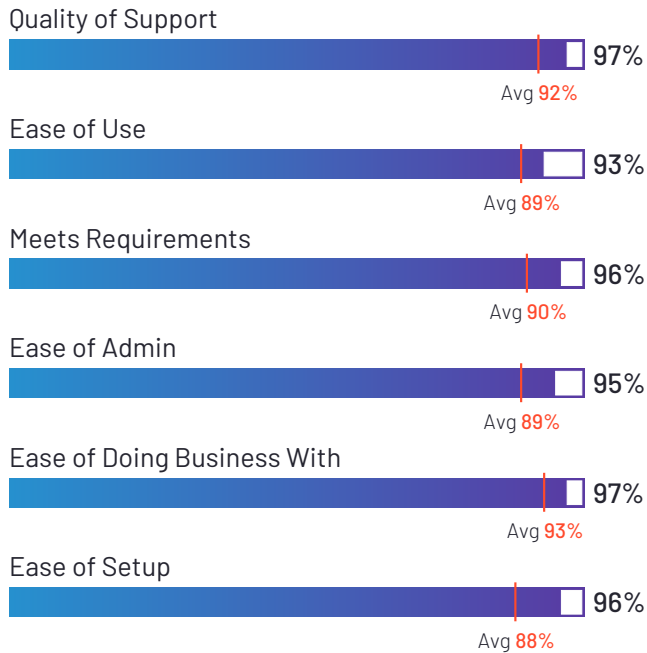
# Mineral

4.7 ★★★★★ (255)



Mineral has been named a Leader based on receiving a high customer Satisfaction score and having a large Market Presence. 99% of users rated it 4 or 5 stars, 93% of users believe it is headed in the right direction, and users said they would be likely to recommend Mineral at a rate of 96%. Mineral is also in the Ethics and Compliance Learning, Corporate Learning Management Systems, and HR Compliance categories.

## Satisfaction Ratings



## Top Industries Represented



**Ownership**  
Mineral



**HQ Location**  
Pleasanton, CA



**Year Founded**  
2005



**Employees (Listed On LinkedIn)**  
1,191



**Company Website**  
[trustmineral.com](https://trustmineral.com)



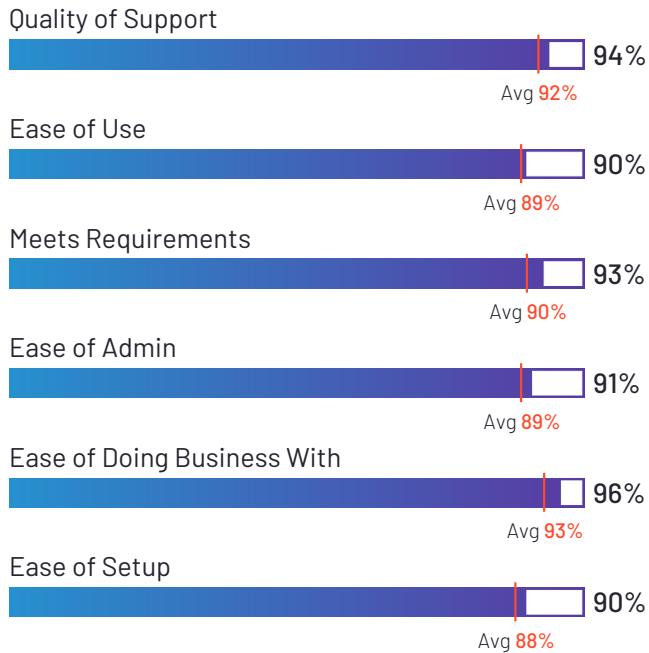
## Secureframe

4.7 ★★★★★ (389)

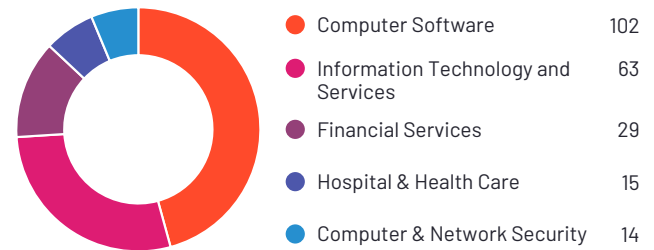


Secureframe has been named a Leader based on receiving a high customer Satisfaction score and having a large Market Presence. 98% of users rated it 4 or 5 stars, 95% of users believe it is headed in the right direction, and users said they would be likely to recommend Secureframe at a rate of 93%. Secureframe is also in the Security Compliance, Vendor Security and Privacy Assessment, Cloud Compliance, Third Party & Supplier Risk Management, and Audit Management categories.

### Satisfaction Ratings



### Top Industries Represented



**Ownership**  
Secureframe



**HQ Location**  
San Francisco, US



**Year Founded**  
2020



**Employees (Listed On LinkedIn)**  
145



**Company Website**  
[secureframe.com](https://secureframe.com)



ondato

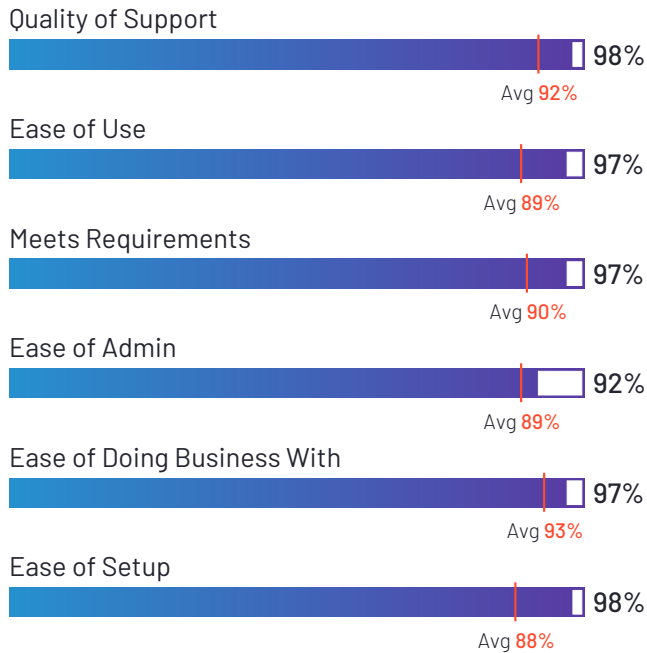
Ondato

4.8 ★★★★★ (94)



Ondato has been named a Leader based on receiving a high customer Satisfaction score and having a large Market Presence. 98% of users rated it 4 or 5 stars, 98% of users believe it is headed in the right direction, and users said they would be likely to recommend Ondato at a rate of 96%. Ondato is also in the Identity Verification, Biometric Authentication, Anti-Money Laundering (AML), and Age Verification categories.

### Satisfaction Ratings



### Top Industries Represented



**Ownership**  
Ondato



**HQ Location**  
London, GB



**Year Founded**  
2016



**Employees (Listed On LinkedIn)**  
81



**Company Website**  
[ondato.com](https://ondato.com)



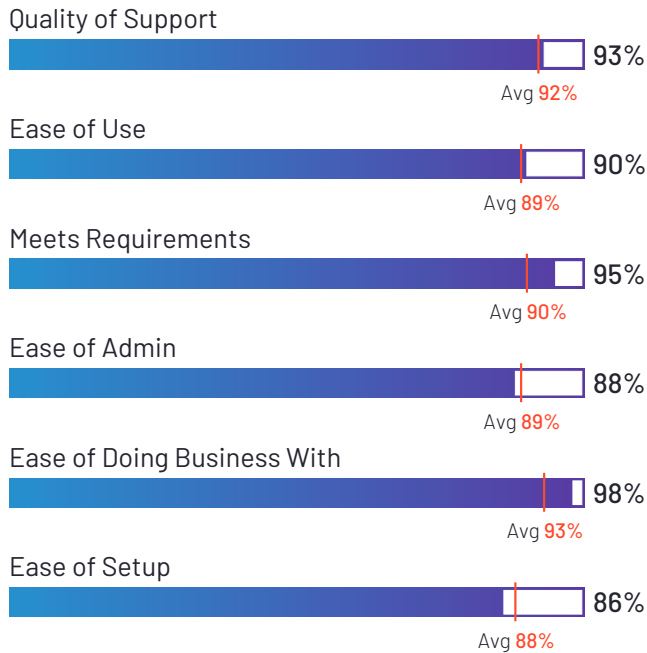
## CCH Tagetik

4.3 ★★★★★ (60)

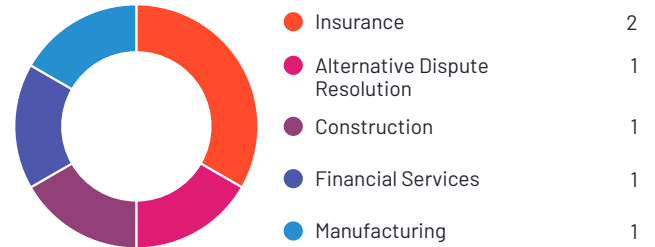


CCH Tagetik has been named a Leader based on receiving a high customer Satisfaction score and having a large Market Presence. 100% of users rated it 4 or 5 stars, 100% of users believe it is headed in the right direction, and users said they would be likely to recommend CCH Tagetik at a rate of 94%. CCH Tagetik is also in the Disclosure Management, Financial Close, FP&A (Financial Planning & Analysis), Budgeting and Forecasting, and Financial Reconciliation categories.

### Satisfaction Ratings



### Top Industries Represented



**Ownership**  
Wolters Kluwer



**HQ Location**  
Alphen aan den Rijn,  
NL



**Year Founded**  
1987



**Employees (Listed  
On LinkedIn)**  
23,042



**Company Website**  
[wolterskluwer.com](https://wolterskluwer.com)



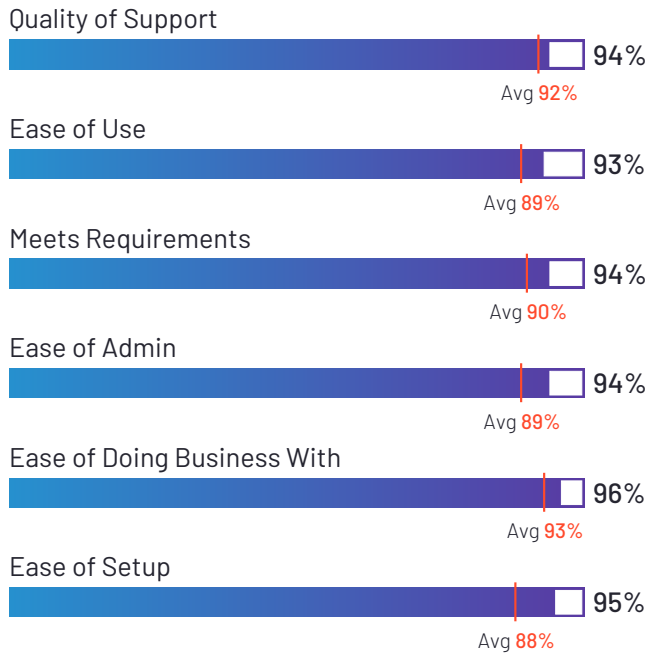
Compliance **Plus**

4.5 ★★★★★ (50)

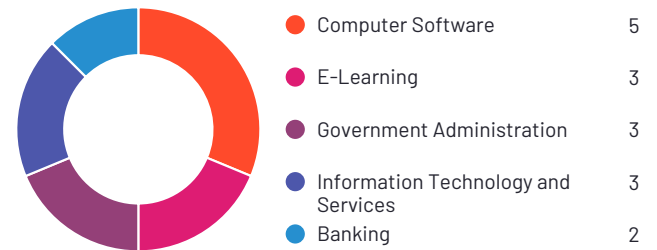


KnowBe4 Compliance Plus has been named a Leader based on receiving a high customer Satisfaction score and having a large Market Presence. 98% of users rated it 4 or 5 stars, 88% of users believe it is headed in the right direction, and users said they would be likely to recommend KnowBe4 Compliance Plus at a rate of 90%. KnowBe4 Compliance Plus is also in the Harassment Prevention Training and Ethics and Compliance Learning categories.

## Satisfaction Ratings



## Top Industries Represented



**Ownership**  
KnowBe4, Inc.



**HQ Location**  
Clearwater, FL



**Year Founded**  
2010



**Employees (Listed On LinkedIn)**  
2,071



**Company Website**  
[knowbe4.com](https://knowbe4.com)

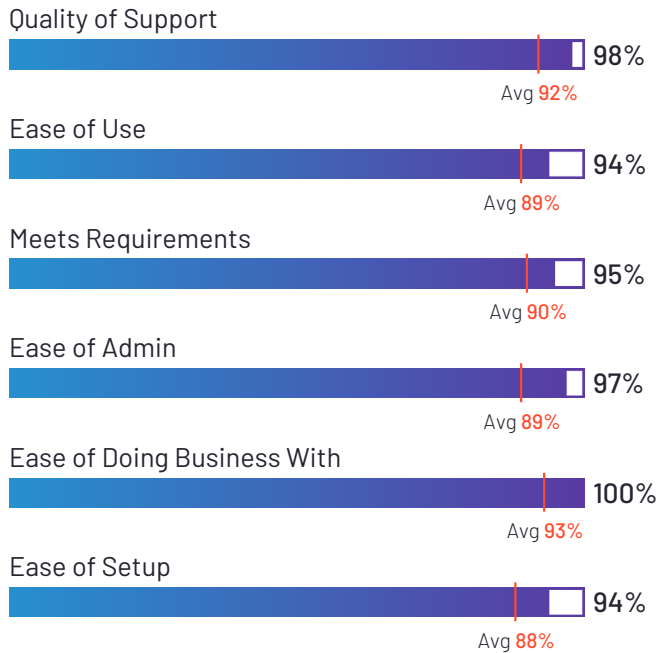


4.5 ★★★★★ (21)

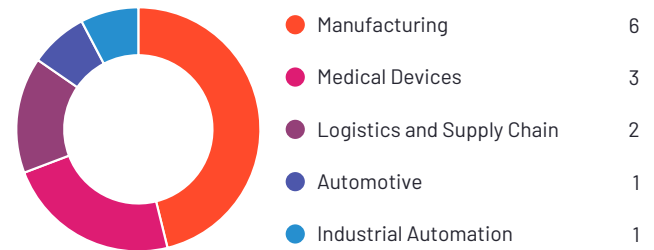


The Assent Supply Chain Sustainability Platform has been named a Leader based on receiving a high customer Satisfaction score and having a large Market Presence. 93% of users rated it 4 or 5 stars, 100% of users believe it is headed in the right direction, and users said they would be likely to recommend The Assent Supply Chain Sustainability Platform at a rate of 91%. The Assent Supply Chain Sustainability Platform is also in the Environmental, Social, and Governance (ESG) Reporting and Sustainability Management categories.

## Satisfaction Ratings



## Top Industries Represented



**Ownership**  
Assent Inc.



**HQ Location**  
Ottawa, CA



**Year Founded**  
2010



**Employees (Listed  
On LinkedIn)**  
953



**Company Website**  
[www.assent.com](http://www.assent.com)



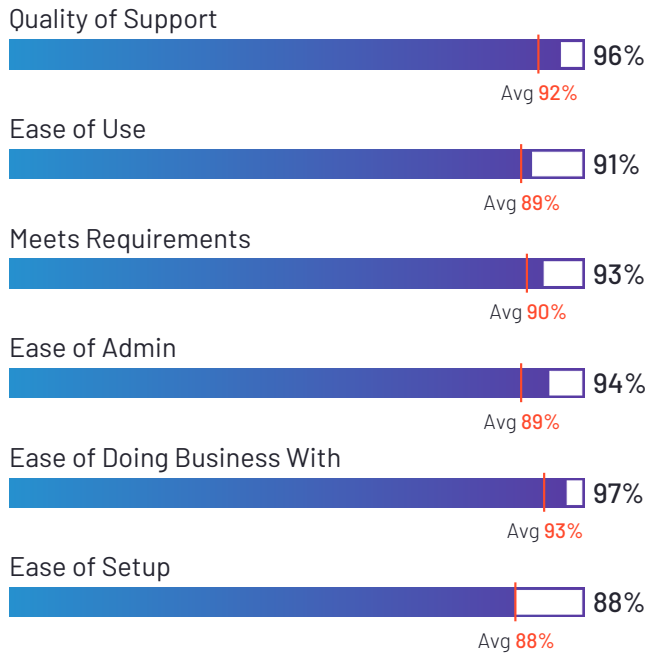
# Pirani

4.5 ★★★★★ (234)

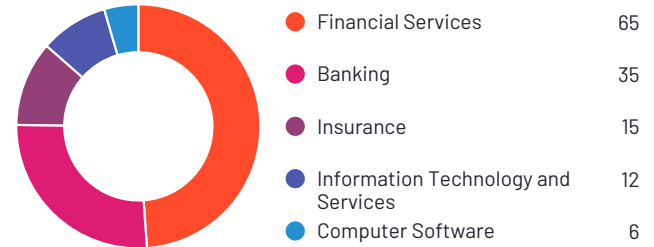


Pirani has been named a Leader based on receiving a high customer Satisfaction score and having a large Market Presence. 97% of users rated it 4 or 5 stars, 95% of users believe it is headed in the right direction, and users said they would be likely to recommend Pirani at a rate of 91%. Pirani is also in the Operational Risk Management, IT Risk Management, Anti-Money Laundering (AML), Enterprise Risk Management (ERM), Security Compliance, and Contractor Risk Management categories.

## Satisfaction Ratings



## Top Industries Represented



**Ownership**  
Pirani



**HQ Location**  
Miami, Florida



**Year Founded**  
2011



**Employees (Listed On LinkedIn)**  
133



**Company Website**  
[piranirisk.com](https://piranirisk.com)

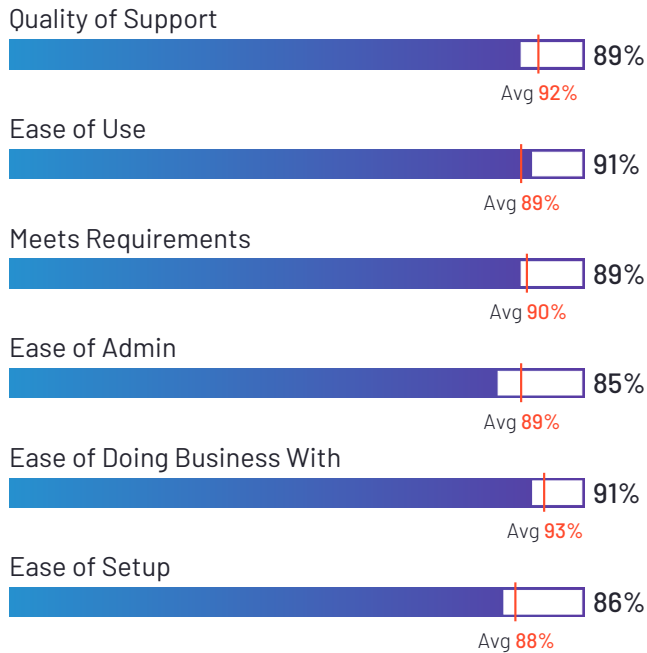


4.1 ★★★★★ (525)

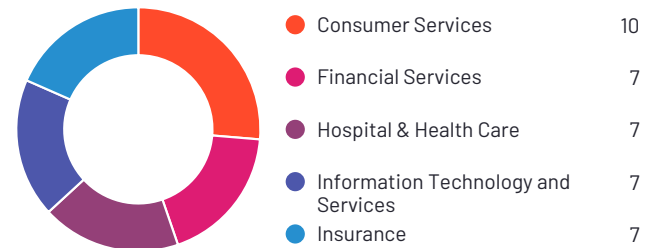


Five9 Intelligent Cloud Contact Center Platform has been named a Leader based on receiving a high customer Satisfaction score and having a large Market Presence. 91% of users rated it 4 or 5 stars, 83% of users believe it is headed in the right direction, and users said they would be likely to recommend Five9 Intelligent Cloud Contact Center Platform at a rate of 90%. Five9 Intelligent Cloud Contact Center Platform is also in the Call Compliance, Auto Dialer, Contact Center Workforce, Contact Center, Call Center Infrastructure (CCI), Live Chat, Speech Analytics, Contact Center Quality Assurance, Workforce Management, ServiceNow Store Apps, and Customer Service Automation categories.

## Satisfaction Ratings



## Top Industries Represented



**Ownership**  
Five9



**HQ Location**  
San Ramon, CA



**Year Founded**  
2001



**Employees (Listed On LinkedIn)**  
2,942



**Company Website**  
[www.five9.com](http://www.five9.com)



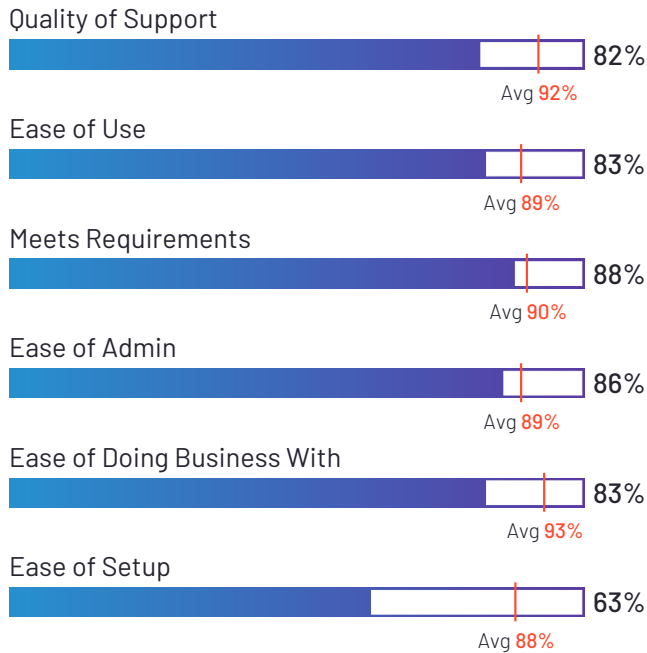
# Oracle Hyperion Disclosure Management

4.3 ★★★★★ (17)

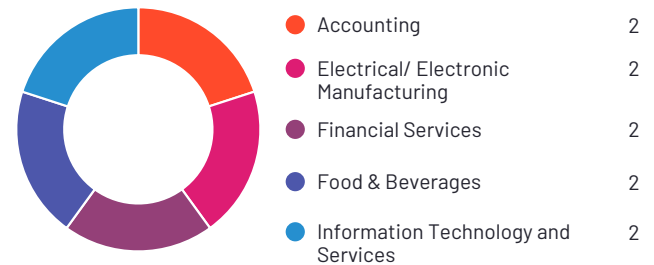


Oracle Hyperion Disclosure Management has been named a Leader based on receiving a high customer Satisfaction score and having a large Market Presence. 94% of users rated it 4 or 5 stars, 87% of users believe it is headed in the right direction, and users said they would be likely to recommend Oracle Hyperion Disclosure Management at a rate of 86%. Oracle Hyperion Disclosure Management is also in the Disclosure Management category.

## Satisfaction Ratings



## Top Industries Represented



**Ownership**  
Oracle



**HQ Location**  
Austin, TX



**Year Founded**  
1977



**Employees (Listed On LinkedIn)**  
204,855



**Company Website**  
[www.oracle.com](http://www.oracle.com)



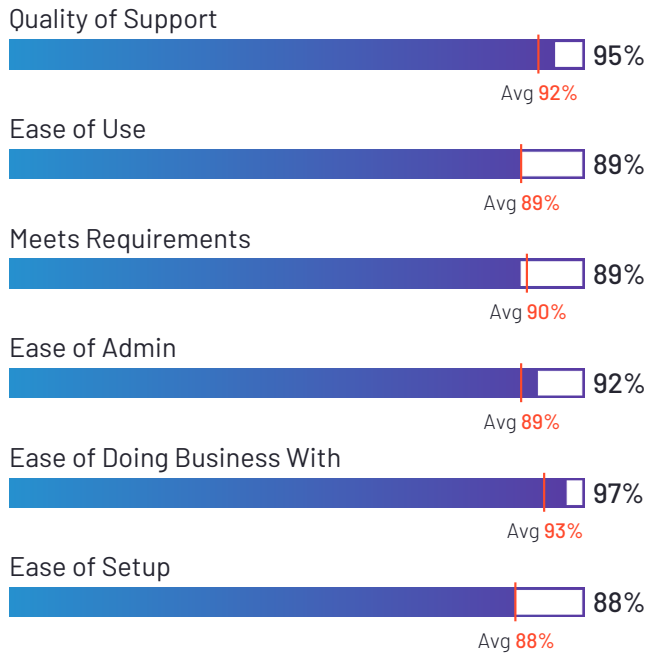
# Hyperproof

4.5 ★★★★★ (187)

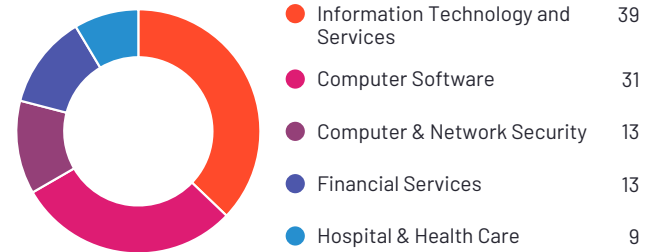


Hyperproof has been named a Leader based on receiving a high customer Satisfaction score and having a large Market Presence. 96% of users rated it 4 or 5 stars, 95% of users believe it is headed in the right direction, and users said they would be likely to recommend Hyperproof at a rate of 90%. Hyperproof is also in the Contractor Risk Management, Security Compliance, Vendor Security and Privacy Assessment, Cloud Compliance, Enterprise Risk Management (ERM), Operational Risk Management, IT Risk Management, Regulatory Change Management, Audit Management, and Vendor Management categories.

## Satisfaction Ratings



## Top Industries Represented



**Ownership**  
Hyperproof



**HQ Location**  
Seattle, Washington,  
United States



**Year Founded**  
2018



**Employees (Listed  
On LinkedIn)**  
180



**Company Website**  
[hyperproof.io](https://hyperproof.io)





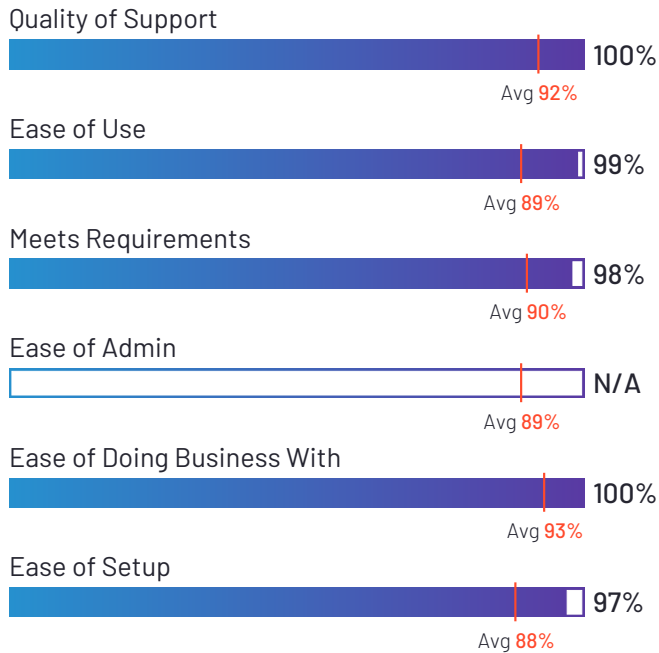
## Incode

5.0 ★★★★★ (48)

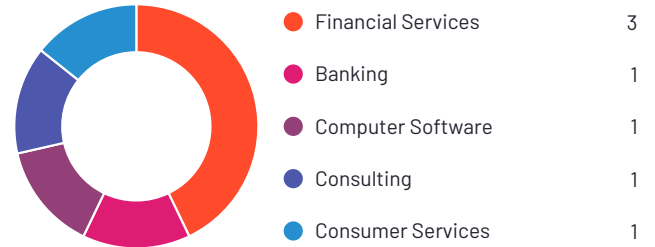


Incode has been named a Leader based on receiving a high customer Satisfaction score and having a large Market Presence. 100% of users rated it 4 or 5 stars, 100% of users believe it is headed in the right direction, and users said they would be likely to recommend Incode at a rate of 100%. Incode is also in the Anti-Money Laundering (AML), Age Verification, and Identity Verification categories.

### Satisfaction Ratings



### Top Industries Represented



\*N/A is displayed when fewer than five responses were received for the question.



#### Ownership

Incode Technologies



#### HQ Location

San Francisco,  
California



#### Year Founded

2015



#### Employees (Listed On LinkedIn)

460



#### Company Website

[incode.com](https://incode.com)

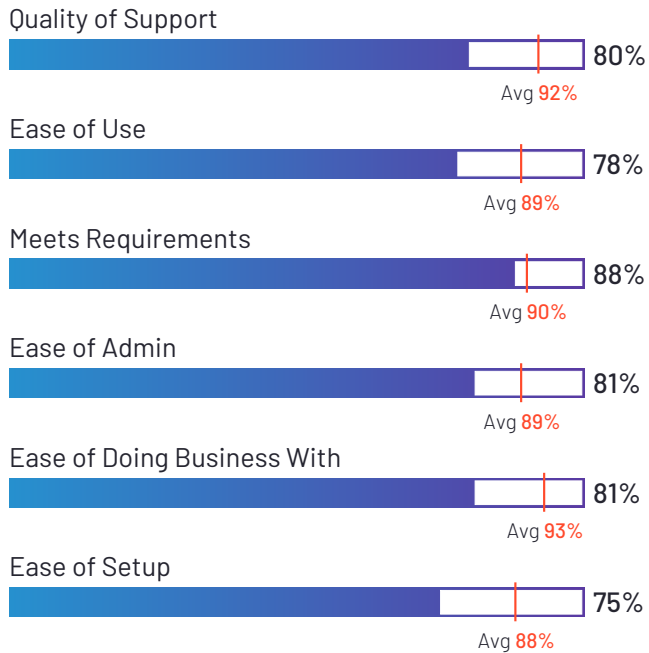


4.2 ★★★★★ (71)

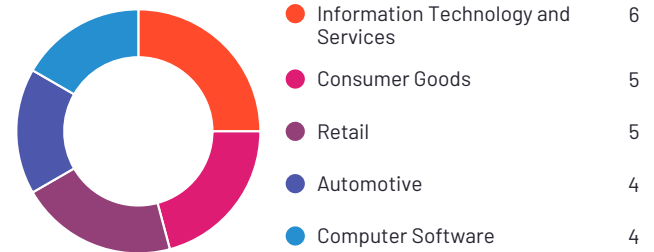


SAP Risk Management has been named a Leader based on receiving a high customer Satisfaction score and having a large Market Presence. 90% of users rated it 4 or 5 stars, 93% of users believe it is headed in the right direction, and users said they would be likely to recommend SAP Risk Management at a rate of 83%. SAP Risk Management is also in the Enterprise Risk Management (ERM), Operational Risk Management, and IT Risk Management categories.

## Satisfaction Ratings



## Top Industries Represented



**Ownership**  
SAP



**HQ Location**  
Walldorf



**Year Founded**  
1972



**Employees (Listed On LinkedIn)**  
129,051



**Company Website**  
[www.sap.com](http://www.sap.com)



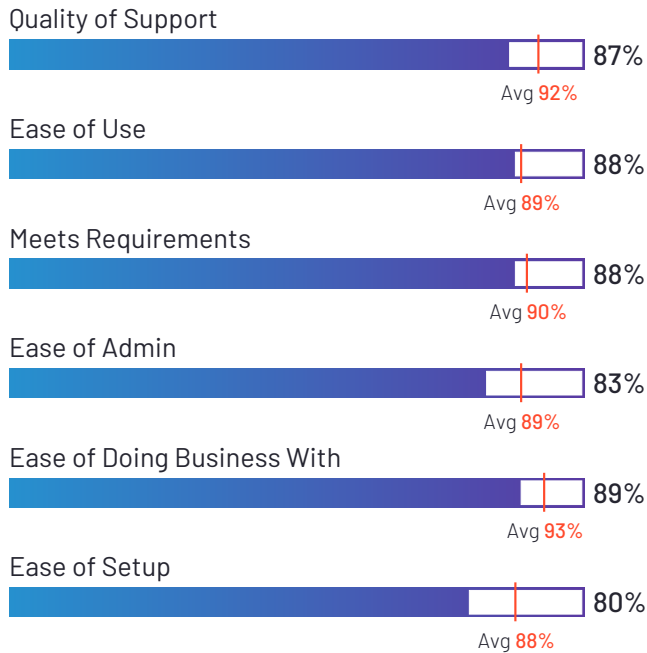
# Microsoft Purview Data Governance

4.6 ★★★★★ (21)




Microsoft Purview Data Governance has been named a Leader based on receiving a high customer Satisfaction score and having a large Market Presence. 94% of users rated it 4 or 5 stars, 92% of users believe it is headed in the right direction, and users said they would be likely to recommend Microsoft Purview Data Governance at a rate of 95%. Microsoft Purview Data Governance is also in the Digital Communications Governance category.

## Satisfaction Ratings



## Top Industries Represented



**Ownership**  
Microsoft



**HQ Location**  
Redmond, Washington



**Year Founded**  
1975



**Employees (Listed On LinkedIn)**  
237,523



**Company Website**  
[microsoft.com](https://microsoft.com)



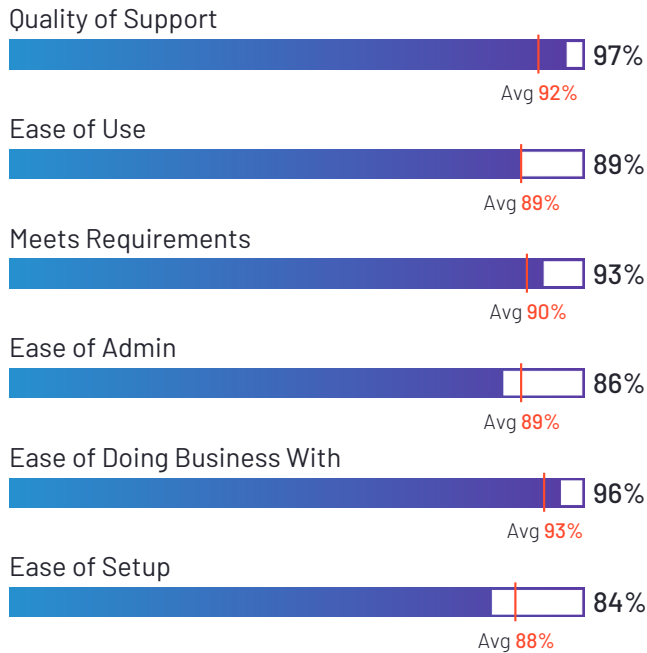
## Ncontracts

4.7 ★★★★★ (162)



Ncontracts has been named a Leader based on receiving a high customer Satisfaction score and having a large Market Presence. 99% of users rated it 4 or 5 stars, 97% of users believe it is headed in the right direction, and users said they would be likely to recommend Ncontracts at a rate of 94%. Ncontracts is also in the Enterprise Risk Management (ERM), Operational Risk Management, Business Continuity Management, Third Party & Supplier Risk Management, Regulatory Change Management, Audit Management, Vendor Management, Vendor Security and Privacy Assessment, and Contractor Risk Management categories.

### Satisfaction Ratings



### Top Industries Represented



**Ownership**  
Ncontracts



**HQ Location**  
Brentwood, TN



**Year Founded**  
2009



**Employees (Listed On LinkedIn)**  
387



**Company Website**  
[ncontracts.com](https://ncontracts.com)



# Apptega

4.7 ★★★★★ (124)



Apptega has been named a Leader based on receiving a high customer Satisfaction score and having a large Market Presence. 98% of users rated it 4 or 5 stars, 98% of users believe it is headed in the right direction, and users said they would be likely to recommend Apptega at a rate of 95%. Apptega is also in the Security Compliance, Cloud Compliance, IT Risk Management, Regulatory Change Management, Audit Management, and Vendor Security and Privacy Assessment categories.

## Satisfaction Ratings

### Quality of Support



### Ease of Use



### Meets Requirements



### Ease of Admin



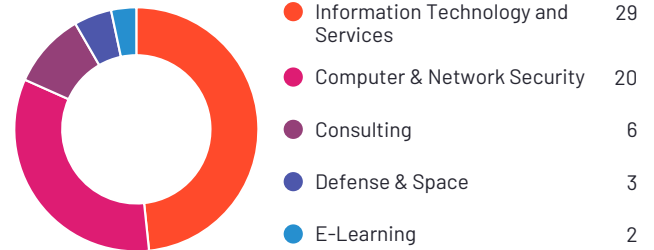
### Ease of Doing Business With



### Ease of Setup



## Top Industries Represented



**Ownership**  
Apptega



**HQ Location**  
Atlanta Junction,  
Georgia, United States



**Employees (Listed  
On LinkedIn)**  
65



**Company Website**  
[apptega.com](https://apptega.com)



# JumpCloud

4.5

★★★★☆ (3,339)



JumpCloud has been named a Leader based on receiving a high customer Satisfaction score and having a large Market Presence. 98% of users rated it 4 or 5 stars, 97% of users believe it is headed in the right direction, and users said they would be likely to recommend JumpCloud at a rate of 92%. JumpCloud is also in the Password Policy Enforcement, Security Compliance, Unified Endpoint Management (UEM), Cloud Directory Services, Privileged Access Management (PAM), Remote Support, Identity and Access Management (IAM), User Provisioning and Governance Tools, Single Sign-On (SSO), Mobile Device Management (MDM), and SaaS Spend Management categories.

## Satisfaction Ratings

### Quality of Support



### Ease of Use



### Meets Requirements



### Ease of Admin



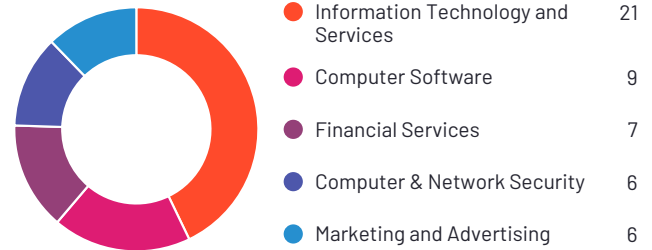
### Ease of Doing Business With



### Ease of Setup



## Top Industries Represented



### Ownership

JumpCloud Inc.



### HQ Location

Louisville, CO



### Year Founded

2012



### Employees (Listed On LinkedIn)

900



### Company Website

[jumpcloud.com](https://jumpcloud.com)

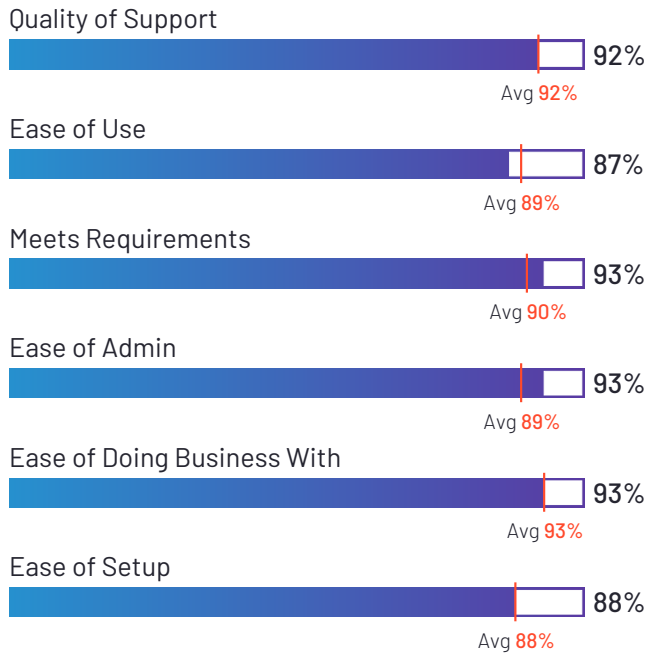
servicenow

4.5 ★★★★★ (15)



ServiceNow ESG Management has been named a Leader based on receiving a high customer Satisfaction score and having a large Market Presence. 100% of users rated it 4 or 5 stars, 100% of users believe it is headed in the right direction, and users said they would be likely to recommend ServiceNow ESG Management at a rate of 89%. ServiceNow ESG Management is also in the Environmental, Social, and Governance (ESG) Reporting category.

## Satisfaction Ratings



## Top Industries Represented



**Ownership**  
ServiceNow



**HQ Location**  
Santa Clara, CA



**Year Founded**  
2004



**Employees (Listed  
On LinkedIn)**  
30,776



**Company Website**  
[servicenow.com](https://servicenow.com)



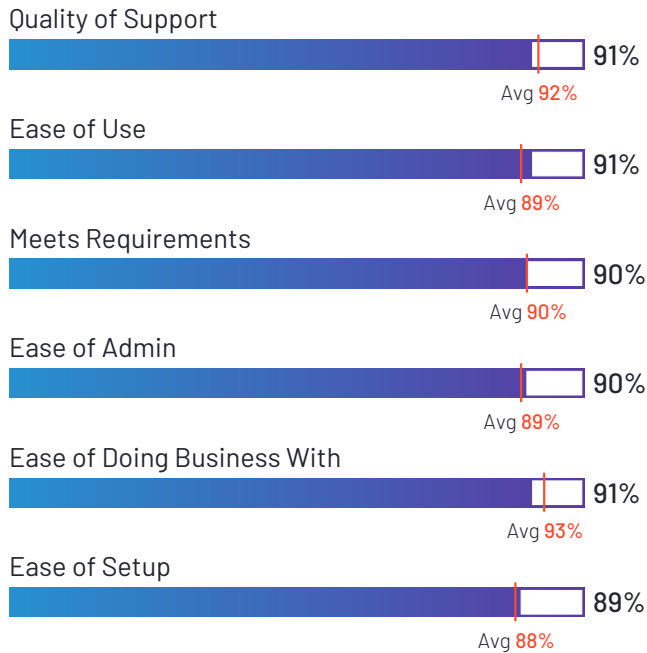
# Sums sub

4.6 ★★★★★ (100)



Sums sub has been named a Leader based on receiving a high customer Satisfaction score and having a large Market Presence. 94% of users rated it 4 or 5 stars, 92% of users believe it is headed in the right direction, and users said they would be likely to recommend Sums sub at a rate of 92%. Sums sub is also in the Identity Verification, Biometric Authentication, Address Verification, Fraud Detection, E-commerce Fraud Protection, Anti-Money Laundering (AML), and Age Verification categories.

## Satisfaction Ratings



## Top Industries Represented



**Ownership**  
Sums sub



**HQ Location**  
London



**Year Founded**  
2015



**Employees (Listed On LinkedIn)**  
773



**Company Website**  
[sumsub.com](https://sumsub.com)





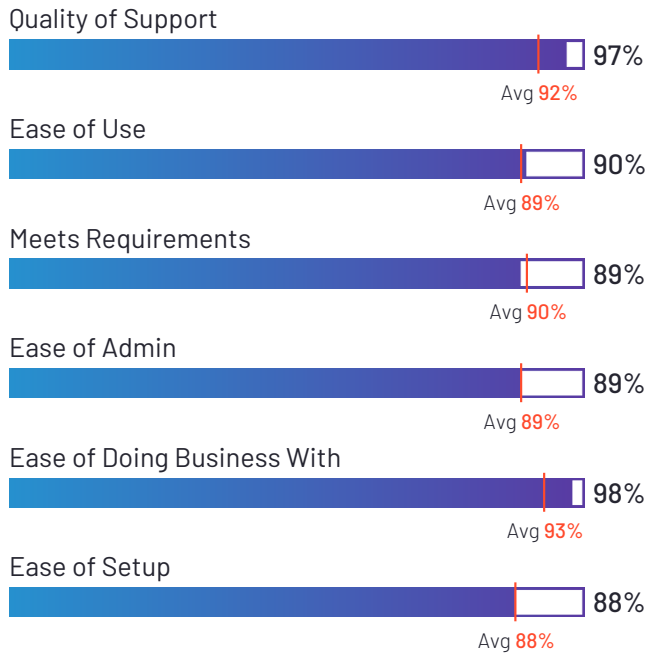
## LogicGate Risk Cloud

4.6 ★★★★★ (179)



LogicGate Risk Cloud has been named a Leader based on receiving a high customer Satisfaction score and having a large Market Presence. 99% of users rated it 4 or 5 stars, 95% of users believe it is headed in the right direction, and users said they would be likely to recommend LogicGate Risk Cloud at a rate of 93%. LogicGate Risk Cloud is also in the Enterprise Risk Management (ERM), Policy Management, Operational Risk Management, IT Risk Management, Regulatory Change Management, Audit Management, Incident Management, Business Process Management, Security Compliance, and Vendor Security and Privacy Assessment categories.

### Satisfaction Ratings



### Top Industries Represented



**Ownership**  
LogicGate



**HQ Location**  
Chicago, IL



**Year Founded**  
2015



**Employees (Listed On LinkedIn)**  
248



**Company Website**  
[logicgate.com](https://logicgate.com)



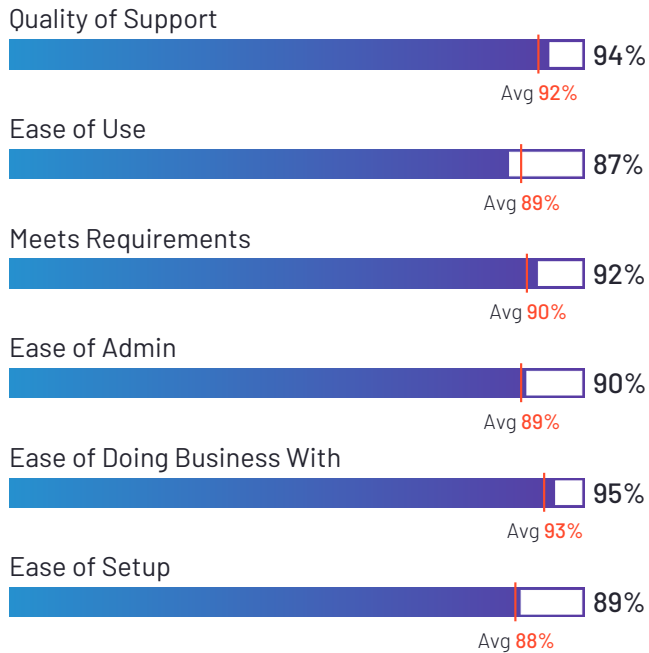
## ISMS.online

4.5 ★★★★★ (207)

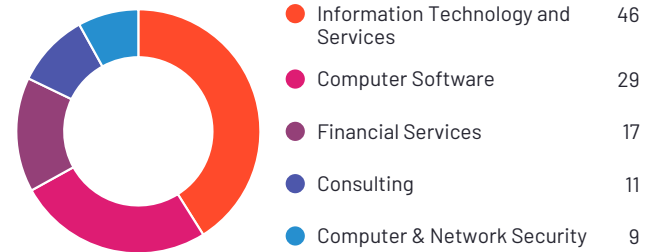


ISMS.online has been named a Leader based on receiving a high customer Satisfaction score and having a large Market Presence. 97% of users rated it 4 or 5 stars, 95% of users believe it is headed in the right direction, and users said they would be likely to recommend ISMS.online at a rate of 90%. ISMS.online is also in the Security Compliance category.

### Satisfaction Ratings



### Top Industries Represented



**Ownership**  
Alliantist



**HQ Location**  
Brighton, Sussex



**Year Founded**  
2005



**Employees (Listed On LinkedIn)**  
76



**Company Website**  
[isms.online](https://isms.online)



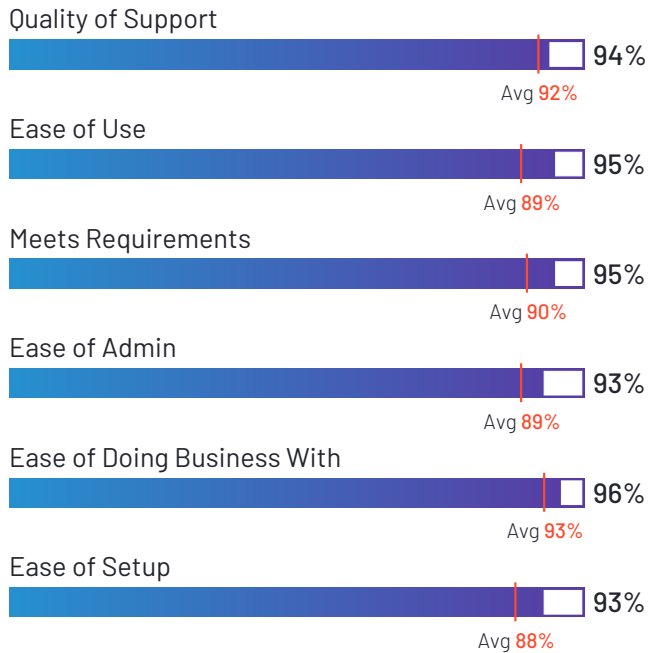
# Continu

4.6 ★★★★★ (593)




Continu has been named a Leader based on receiving a high customer Satisfaction score and having a large Market Presence. 97% of users rated it 4 or 5 stars, 89% of users believe it is headed in the right direction, and users said they would be likely to recommend Continu at a rate of 93%. Continu is also in the Customer Education, Healthcare Learning Management Systems (LMS), Ethics and Compliance Learning, Sales Training and Onboarding, eLearning Content, Learning Experience Platforms (LXP), Corporate Learning Management Systems, Course Authoring, and Training Management Systems categories.

## Satisfaction Ratings



## Top Industries Represented



**Ownership**  
Continu



**HQ Location**  
San Francisco,  
California



**Year Founded**  
2012



**Employees (Listed  
On LinkedIn)**  
35



**Company Website**  
[continu.com](https://continu.com)



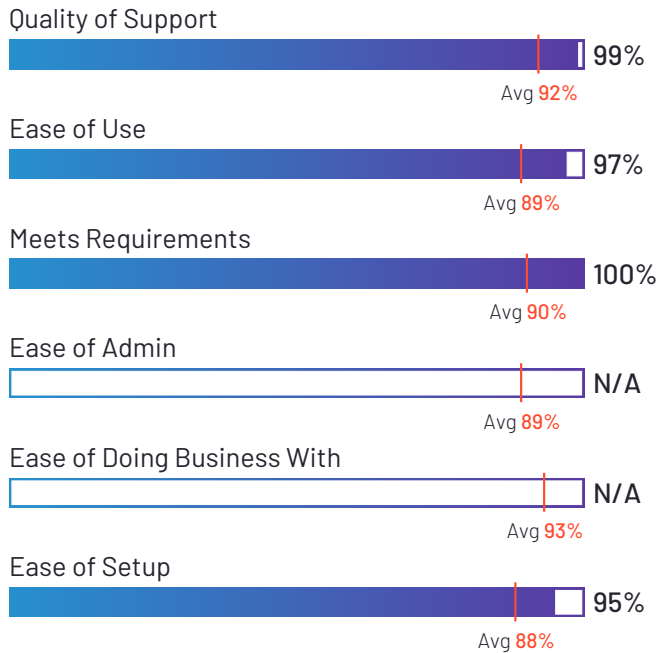
## Greenly

4.9 ★★★★★ (35)



Greenly has been named a Leader based on receiving a high customer Satisfaction score and having a large Market Presence. 97% of users rated it 4 or 5 stars, 100% of users believe it is headed in the right direction, and users said they would be likely to recommend Greenly at a rate of 97%. Greenly is also in the Sustainability Management, Carbon Accounting, and Environmental, Social, and Governance (ESG) Reporting categories.

### Satisfaction Ratings



### Top Industries Represented



\*N/A is displayed when fewer than five responses were received for the question.



**Ownership**  
Greenly



**HQ Location**  
New York, US



**Year Founded**  
2019



**Employees (Listed On LinkedIn)**  
307



**Company Website**  
[greenly.earth](https://greenly.earth)



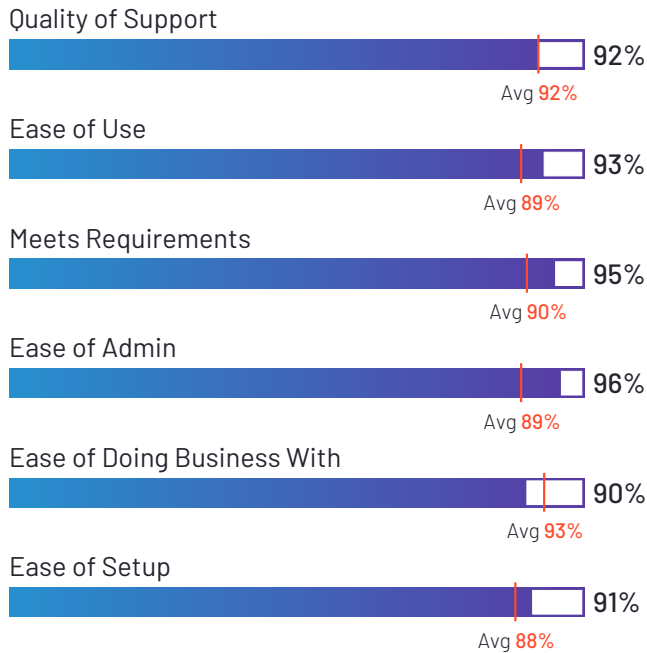
## Visualping

4.7 ★★★★★ (362)

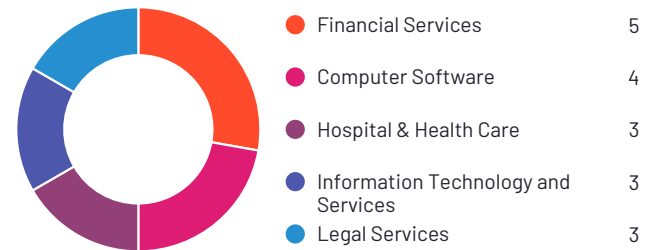


Visualping has been named a Leader based on receiving a high customer Satisfaction score and having a large Market Presence. 98% of users rated it 4 or 5 stars, 93% of users believe it is headed in the right direction, and users said they would be likely to recommend Visualping at a rate of 92%. Visualping is also in the Competitive Intelligence, Website Screenshot, Regulatory Change Management, and Website Change Monitoring categories.

### Satisfaction Ratings



### Top Industries Represented



**Ownership**  
Visualping



**HQ Location**  
Vancouver, BC



**Year Founded**  
2016



**Employees (Listed On LinkedIn)**  
32



**Company Website**  
[visualping.io](https://visualping.io)

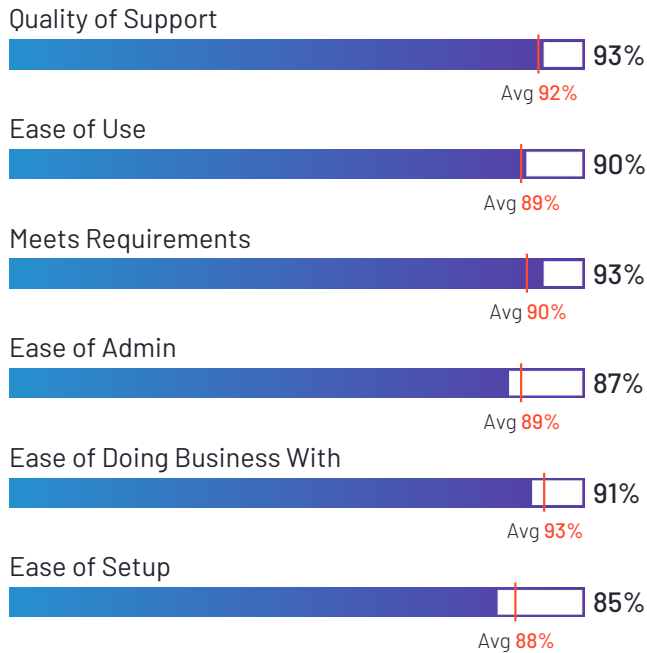


4.4 ★★★★★ (68)

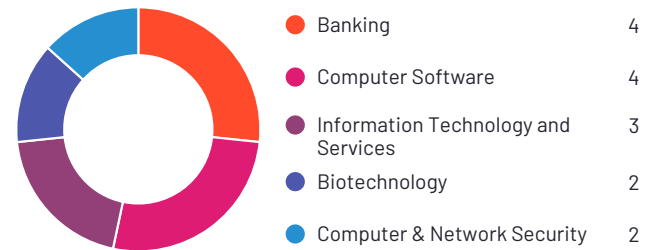


Inspired eLearning Powered by VIPRE has been named a Leader based on receiving a high customer Satisfaction score and having a large Market Presence. 81% of users rated it 4 or 5 stars, 93% of users believe it is headed in the right direction, and users said they would be likely to recommend Inspired eLearning Powered by VIPRE at a rate of 85%. Inspired eLearning Powered by VIPRE is also in the Ethics and Compliance Learning, Security Awareness Training, Corporate Learning Management Systems, and Secure Code Training categories.

## Satisfaction Ratings



## Top Industries Represented



**Ownership**  
VIPRE Security



**HQ Location**  
Clearwater, FL



**Year Founded**  
1994



**Employees (Listed On LinkedIn)**  
207



**Company Website**  
[www.vipre.com](http://www.vipre.com)



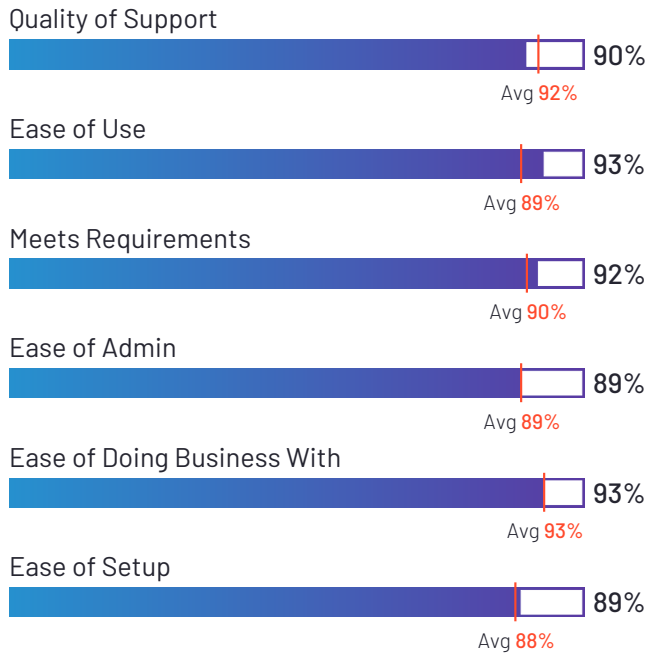
## Abrigo BAM+

4.5 ★★★★★ (38)




Abrigo BAM+ has been named a Leader based on receiving a high customer Satisfaction score and having a large Market Presence. 95% of users rated it 4 or 5 stars, 91% of users believe it is headed in the right direction, and users said they would be likely to recommend Abrigo BAM+ at a rate of 91%. Abrigo BAM+ is also in the Anti-Money Laundering (AML) category.

### Satisfaction Ratings



### Top Industries Represented



**Ownership**  
Abrigo



**HQ Location**  
Austin, TX



**Year Founded**  
2000



**Employees (Listed On LinkedIn)**  
861



**Company Website**  
[www.abrigo.com](http://www.abrigo.com)



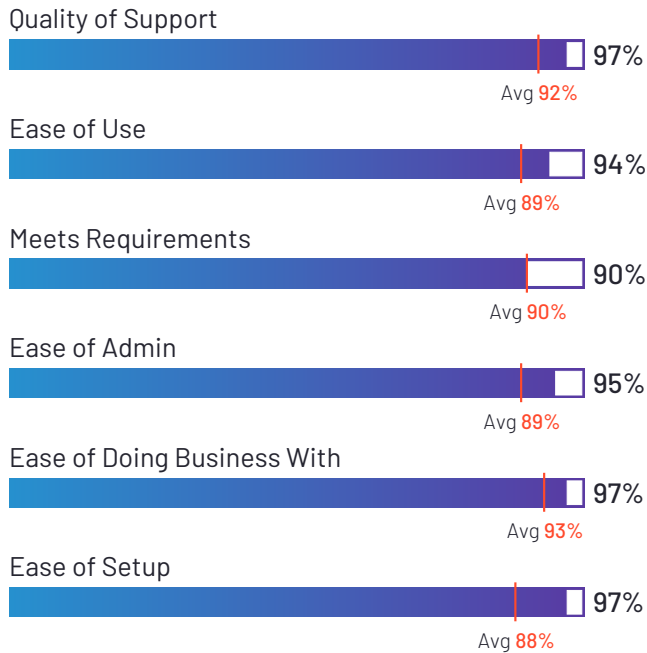
## iSpring Learn

4.6 ★★★★★ (112)

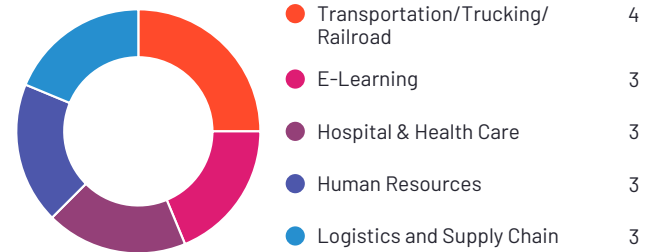


iSpring Learn has been named a Leader based on receiving a high customer Satisfaction score and having a large Market Presence. 98% of users rated it 4 or 5 stars, 97% of users believe it is headed in the right direction, and users said they would be likely to recommend iSpring Learn at a rate of 92%. iSpring Learn is also in the Customer Education, Healthcare Learning Management Systems (LMS), Knowledge Base, Microlearning Platforms, Ethics and Compliance Learning, Sales Training and Onboarding, eLearning Content, Training Management Systems, Corporate Learning Management Systems, Learning Management System (LMS), Gamification, Online Learning Platform, and 360 Feedback Software categories.

### Satisfaction Ratings



### Top Industries Represented



**Ownership**  
iSpring Solutions, Inc.



**HQ Location**  
Alexandria, VA



**Year Founded**  
2001



**Employees (Listed On LinkedIn)**  
252



**Company Website**  
[ispringsolutions.com](https://ispringsolutions.com)





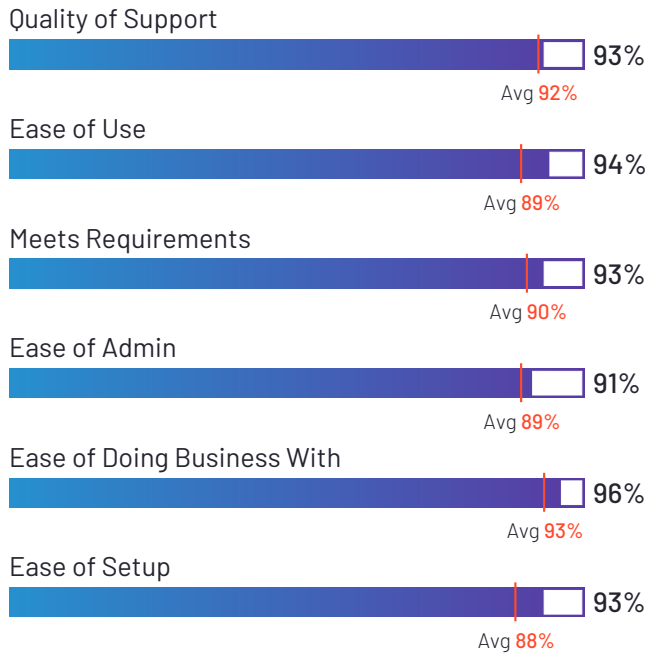
# Ethena

4.7 ★★★★★ (82)

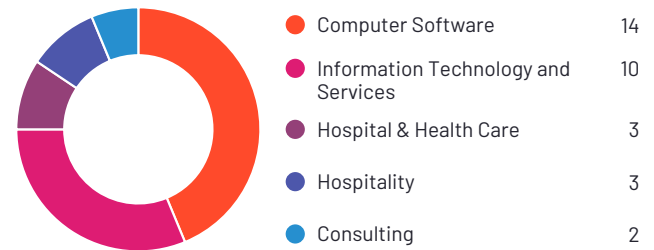


Ethena has been named a Leader based on receiving a high customer Satisfaction score and having a large Market Presence. 98% of users rated it 4 or 5 stars, 100% of users believe it is headed in the right direction, and users said they would be likely to recommend Ethena at a rate of 95%. Ethena is also in the Ethics and Compliance Learning, eLearning Content, HR Case Management, Whistleblowing, and Harassment Prevention Training categories.

## Satisfaction Ratings



## Top Industries Represented



**Ownership**  
Ethena



**HQ Location**  
New York, US



**Year Founded**  
2019



**Employees (Listed On LinkedIn)**  
75



**Company Website**  
[goethena.com](https://goethena.com)



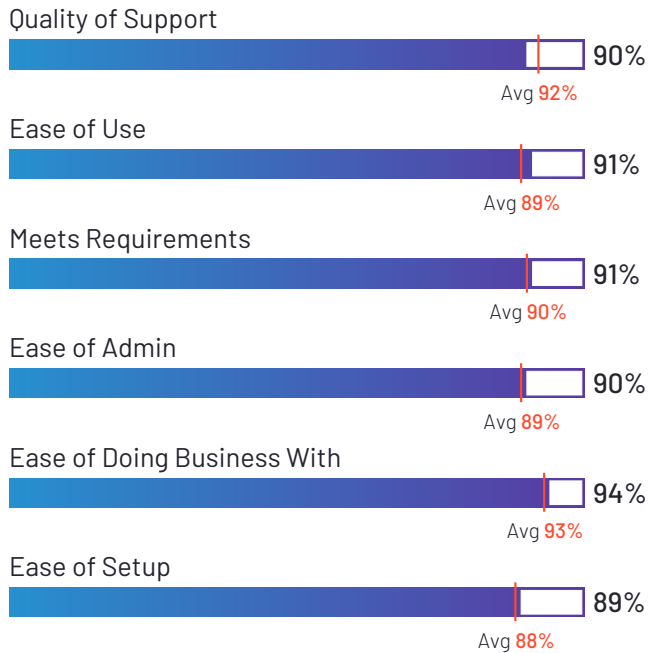
# heyData

4.4 ★★★★★ (203)



heyData has been named a Leader based on receiving a high customer Satisfaction score and having a large Market Presence. 93% of users rated it 4 or 5 stars, 86% of users believe it is headed in the right direction, and users said they would be likely to recommend heyData at a rate of 85%. heyData is also in the Privacy Impact Assessment (PIA), Whistleblowing, Audit Management, and Security Compliance categories.

## Satisfaction Ratings



## Top Industries Represented



**Ownership**  
heyData



**HQ Location**  
Berlin, DE



**Year Founded**  
2019



**Employees (Listed On LinkedIn)**  
57



**Company Website**  
[www.heydata.eu](http://www.heydata.eu)



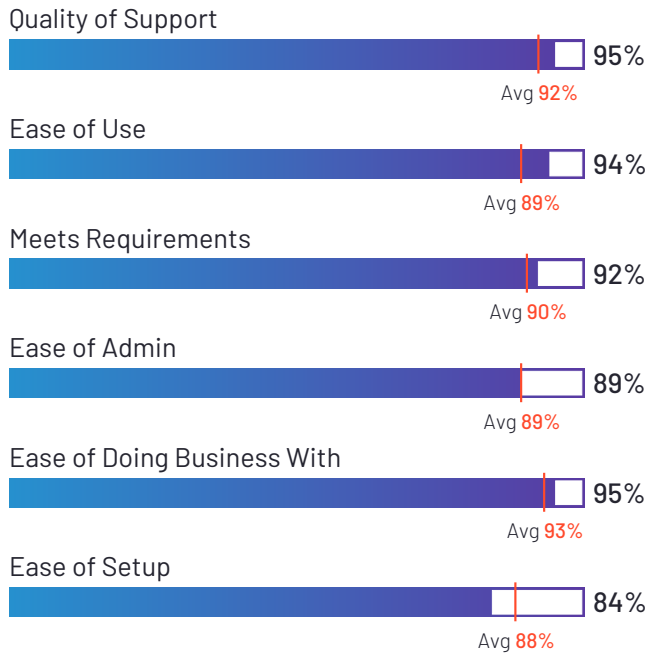
## ClearCompany

4.6 ★★★★★ (472)

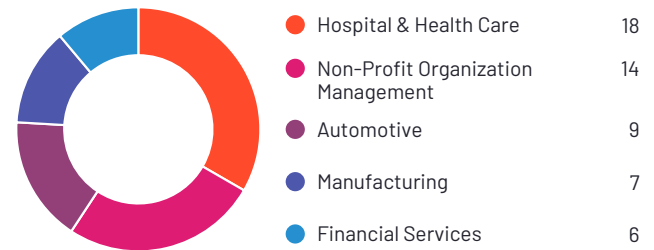


ClearCompany has been named a Leader based on receiving a high customer Satisfaction score and having a large Market Presence. 98% of users rated it 4 or 5 stars, 91% of users believe it is headed in the right direction, and users said they would be likely to recommend ClearCompany at a rate of 93%. ClearCompany is also in the Healthcare HR, HCM Software, Applicant Tracking Systems (ATS), Corporate Learning Management Systems, Core HR, Recruitment Platforms, Candidate Relationship Management, Training Management Systems, Onboarding, Customer Education, Learning Experience Platforms (LXP), Recruitment Marketing, Performance Management, Compensation Management, Employee Engagement, HR Analytics, Compensation Planning, Job Description Management, Ethics and Compliance Learning, and Diversity Recruiting categories.

### Satisfaction Ratings



### Top Industries Represented



**Ownership**  
ClearCompany



**HQ Location**  
Boston, MA



**Year Founded**  
2004



**Employees (Listed On LinkedIn)**  
315



**Company Website**  
[clearcompany.com](https://clearcompany.com)



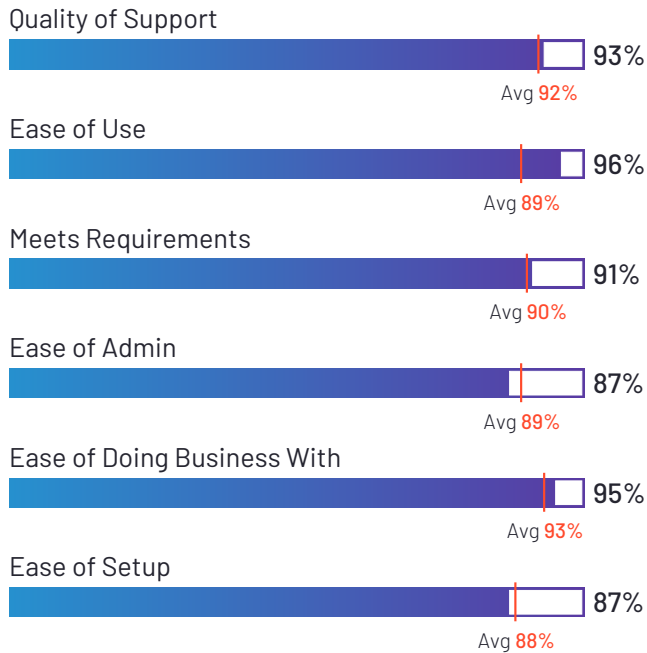
# FloQast

4.6 ★★★★★ (1,285)

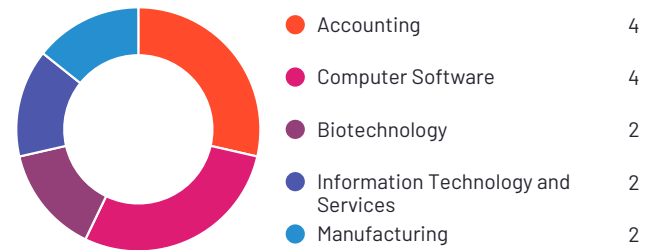


FloQast has been named a Leader based on receiving a high customer Satisfaction score and having a large Market Presence. 100% of users rated it 4 or 5 stars, 91% of users believe it is headed in the right direction, and users said they would be likely to recommend FloQast at a rate of 93%. FloQast is also in the Financial Reconciliation, Financial Close, Accounting, and Audit Management categories.

## Satisfaction Ratings



## Top Industries Represented



**Ownership**  
FloQast



**HQ Location**  
Los Angeles, CA



**Year Founded**  
2013



**Employees (Listed On LinkedIn)**  
805



**Company Website**  
[floqast.com](https://floqast.com)



HRACUITY

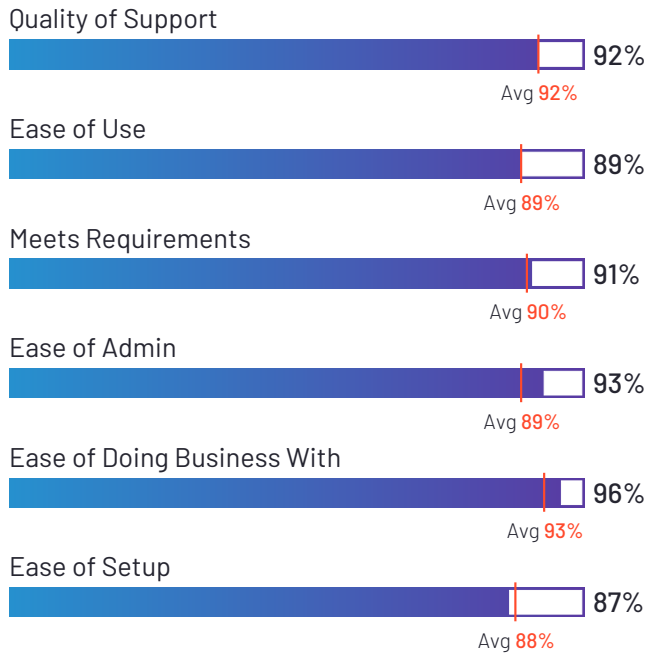
## HR Acuity

4.6 ★★★★★ (150)




HR Acuity has been named a Leader based on receiving a high customer Satisfaction score and having a large Market Presence. 99% of users rated it 4 or 5 stars, 91% of users believe it is headed in the right direction, and users said they would be likely to recommend HR Acuity at a rate of 92%. HR Acuity is also in the Whistleblowing, Investigation Management, HR Case Management, HR Compliance, and HR Analytics categories.

### Satisfaction Ratings



### Top Industries Represented



**Ownership**  
HR Acuity



**HQ Location**  
Florham Park, NJ



**Year Founded**  
2006



**Employees (Listed On LinkedIn)**  
186



**Company Website**  
[hracuity.com](https://hracuity.com)



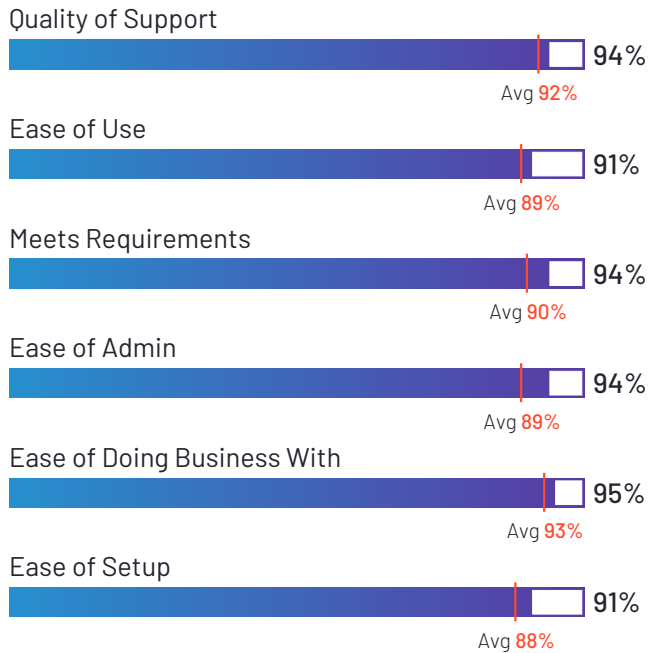
## SEON. Fraud Fighters

4.6 ★★★★★ (328)




SEON. Fraud Fighters has been named a Leader based on receiving a high customer Satisfaction score and having a large Market Presence. 100% of users rated it 4 or 5 stars, 95% of users believe it is headed in the right direction, and users said they would be likely to recommend SEON. Fraud Fighters at a rate of 96%. SEON. Fraud Fighters is also in the E-commerce Fraud Protection, Anti-Money Laundering (AML), and Fraud Detection categories.

### Satisfaction Ratings



### Top Industries Represented



#### Ownership

SEON. Fraud Fighters



#### HQ Location

Austin, Texas, United States



#### Year Founded

2017



#### Employees (Listed On LinkedIn)

270



#### Company Website

[seon.io](https://seon.io)

Case IQ

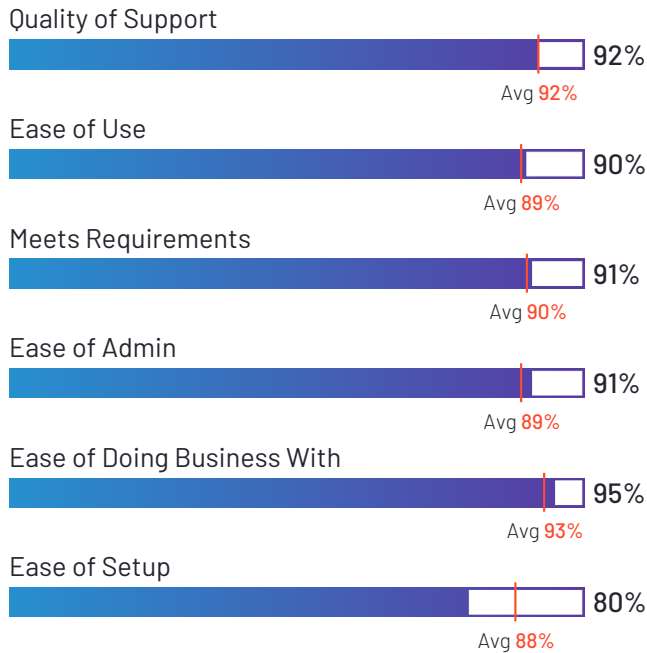
## Case IQ

4.6 ★★★★★ (68)

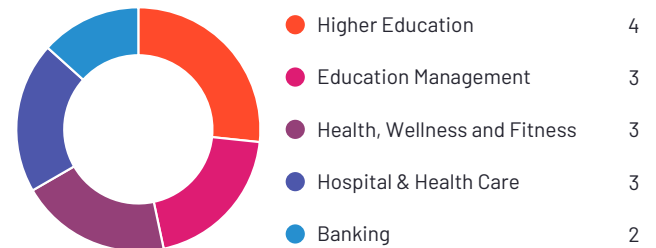


Case IQ has been named a Leader based on receiving a high customer Satisfaction score and having a large Market Presence. 100% of users rated it 4 or 5 stars, 94% of users believe it is headed in the right direction, and users said they would be likely to recommend Case IQ at a rate of 91%. Case IQ is also in the Whistleblowing, Complaint Management, Investigation Management, HR Compliance, HR Case Management, and Disclosure Management categories.

## Satisfaction Ratings



## Top Industries Represented



**Ownership**  
Case IQ



**HQ Location**  
Ottawa, CA



**Year Founded**  
1999



**Employees (Listed  
On LinkedIn)**  
191



**Company Website**  
[www.caseiq.com](http://www.caseiq.com)



## Veriff

4.3 ★★★★★ (38)



Veriff has been named a Leader based on receiving a high customer Satisfaction score and having a large Market Presence. 100% of users rated it 4 or 5 stars, 100% of users believe it is headed in the right direction, and users said they would be likely to recommend Veriff at a rate of 92%. Veriff is also in the Identity Verification, Biometric Authentication, Anti-Money Laundering (AML), E-commerce Fraud Protection, Fraud Detection, and Age Verification categories.

### Satisfaction Ratings

#### Quality of Support



#### Ease of Use



#### Meets Requirements



#### Ease of Admin




#### Ease of Doing Business With



#### Ease of Setup



### Top Industries Represented



**Ownership**  
Veriff



**HQ Location**  
Tallinn, Harjumaa



**Year Founded**  
2015



**Employees (Listed On LinkedIn)**  
427



**Company Website**  
[www.veriff.com](http://www.veriff.com)





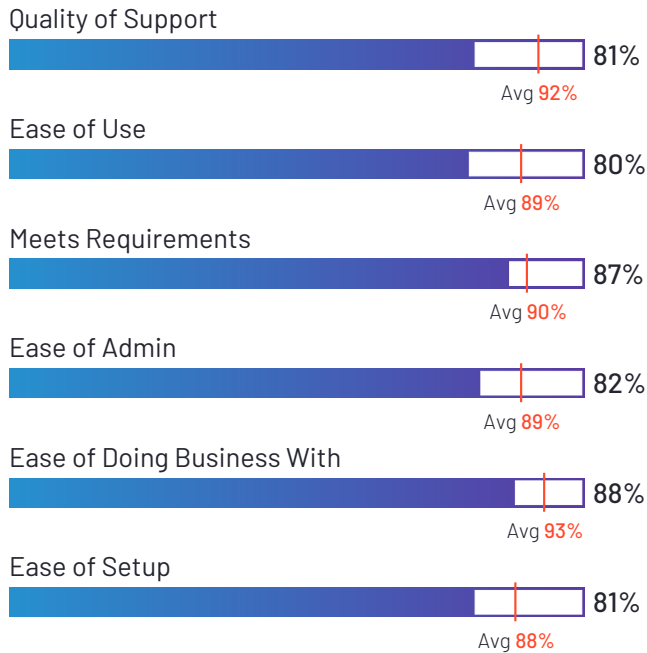
# Moodle

4.1 ★★★★★ (424)




Moodle has been named a Leader based on receiving a high customer Satisfaction score and having a large Market Presence. 88% of users rated it 4 or 5 stars, 70% of users believe it is headed in the right direction, and users said they would be likely to recommend Moodle at a rate of 83%. Moodle is also in the Ethics and Compliance Learning, Training Management Systems, Talent Assessment, Corporate Learning Management Systems, Learning Management System (LMS), and Healthcare Learning Management Systems (LMS) categories.

## Satisfaction Ratings



## Top Industries Represented



**Ownership**  
Moodle



**HQ Location**  
West Perth, Western Australia



**Year Founded**  
2001



**Employees (Listed On LinkedIn)**  
443



**Company Website**  
[moodle.com](https://moodle.com)

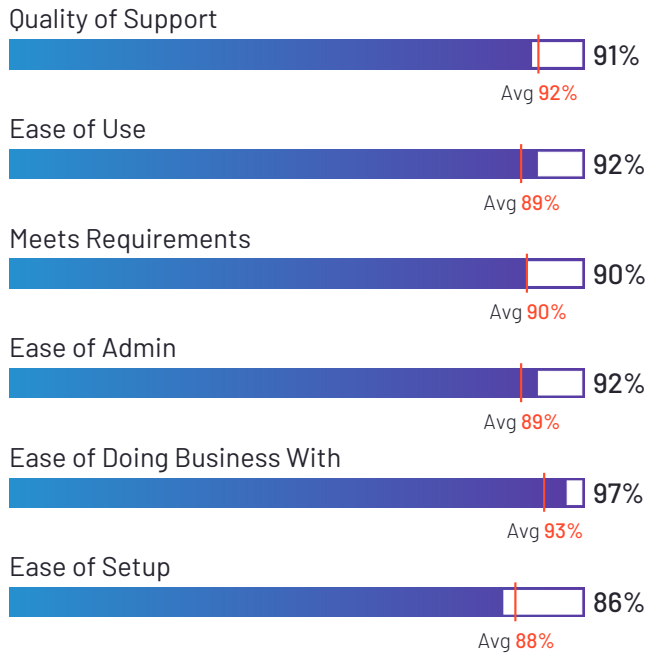


4.5 ★★★★★ (107)

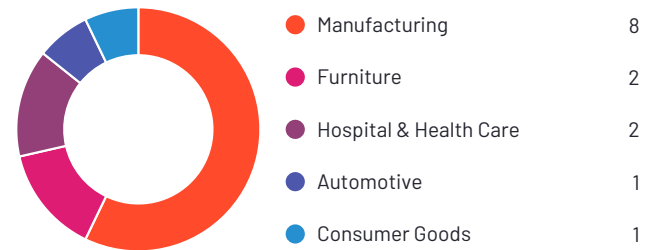


VelocityEHS Accelerate | EHS & ESG has been named a Leader based on receiving a high customer Satisfaction score and having a large Market Presence. 96% of users rated it 4 or 5 stars, 86% of users believe it is headed in the right direction, and users said they would be likely to recommend VelocityEHS Accelerate | EHS & ESG at a rate of 91%. VelocityEHS Accelerate | EHS & ESG is also in the Contractor Risk Management, Carbon Accounting, Environmental, Social, and Governance (ESG) Reporting, Inspection Management, Occupational Health and Safety (OHS), Contractor Management, Regulatory Change Management, Audit Management, Environmental Health and Safety, Sustainability Management, Vendor Management, and Operational Risk Management categories.

## Satisfaction Ratings



## Top Industries Represented



**Ownership**  
VelocityEHS



**HQ Location**  
Chicago, US



**Year Founded**  
1996



**Employees (Listed On LinkedIn)**  
600



**Company Website**  
[www.ehs.com](http://www.ehs.com)



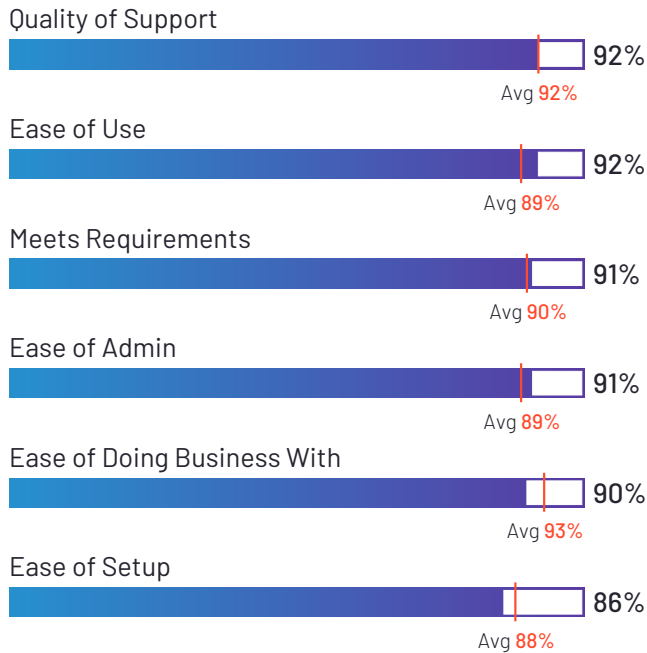
# Onfido

4.4 ★★★★★ (105)




Onfido has been named a Leader based on receiving a high customer Satisfaction score and having a large Market Presence. 100% of users rated it 4 or 5 stars, 100% of users believe it is headed in the right direction, and users said they would be likely to recommend Onfido at a rate of 91%. Onfido is also in the Age Verification, Identity Verification, Biometric Authentication, Fraud Detection, E-commerce Fraud Protection, and Anti-Money Laundering (AML) categories.

## Satisfaction Ratings



## Top Industries Represented



**Ownership**  
Entrust, Inc.



**HQ Location**  
Minneapolis, MN



**Year Founded**  
1969



**Employees (Listed On LinkedIn)**  
3,812



**Company Website**  
[entrust.com](https://entrust.com)

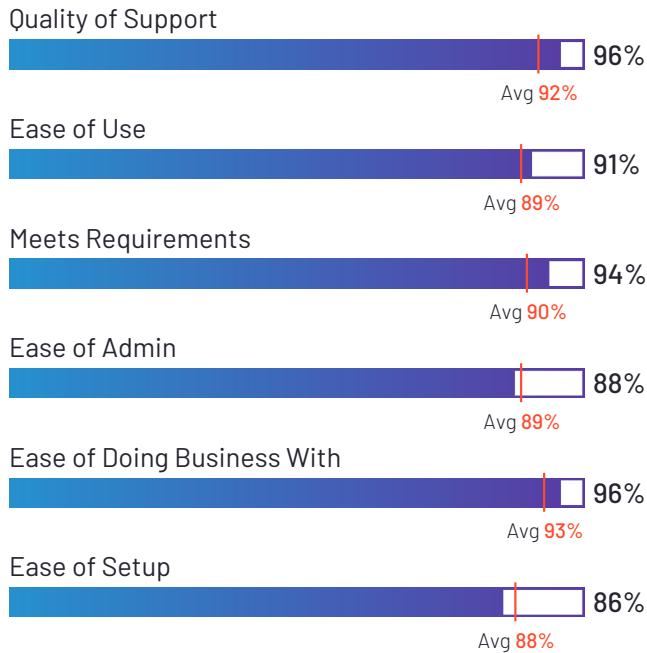


4.7 ★★★★★ (110)



PowerDMS by NEOGOV has been named a Leader based on receiving a high customer Satisfaction score and having a large Market Presence. 98% of users rated it 4 or 5 stars, 97% of users believe it is headed in the right direction, and users said they would be likely to recommend PowerDMS by NEOGOV at a rate of 94%. PowerDMS by NEOGOV is also in the Policy Management and Training Management Systems categories.

## Satisfaction Ratings



## Top Industries Represented



**Ownership**  
NEOGOV



**HQ Location**  
El Segundo, CA



**Year Founded**  
2000



**Employees (Listed  
On LinkedIn)**  
756



**Company Website**  
[www.neogov.com](http://www.neogov.com)



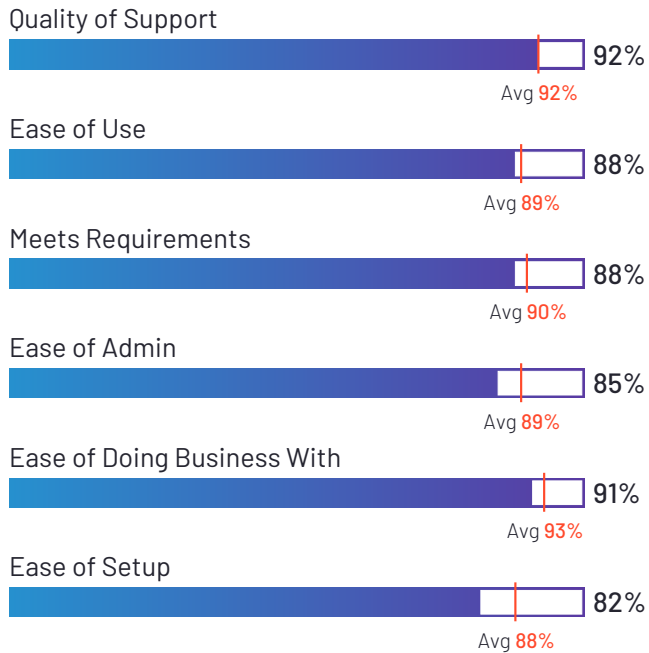
## Camms GRC

4.5 ★★★★★ (70)

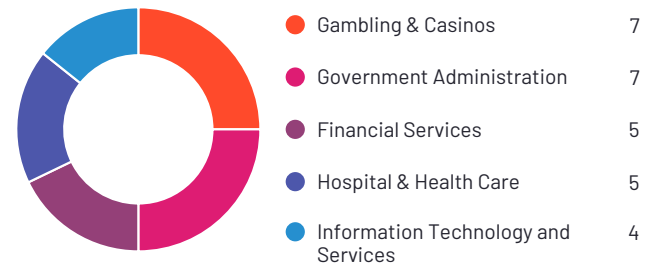


Camms GRC has been named a Leader based on receiving a high customer Satisfaction score and having a large Market Presence. 97% of users rated it 4 or 5 stars, 96% of users believe it is headed in the right direction, and users said they would be likely to recommend Camms GRC at a rate of 89%. Camms GRC is also in the Enterprise Risk Management (ERM), Operational Risk Management, IT Risk Management, Occupational Health and Safety (OHS), and Environmental, Social, and Governance (ESG) Reporting categories.

### Satisfaction Ratings



### Top Industries Represented



#### Ownership

Camms, a Riskonnect Company



#### HQ Location

Melbourne, Australia



#### Year Founded

1996



#### Employees (Listed On LinkedIn)

378



#### Company Website

[cammsgroup.com](https://cammsgroup.com)



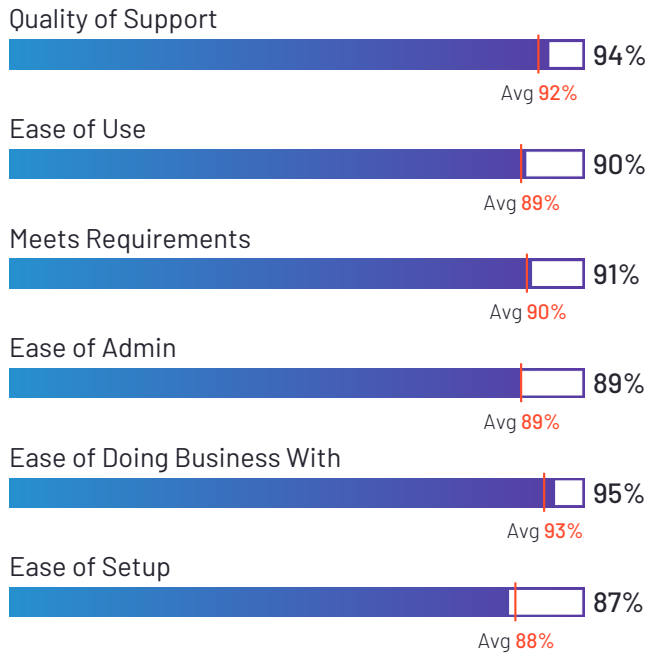
## ComplyAdvantage

4.5 ★★★★★ (21)



ComplyAdvantage has been named a Leader based on receiving a high customer Satisfaction score and having a large Market Presence. 100% of users rated it 4 or 5 stars, 90% of users believe it is headed in the right direction, and users said they would be likely to recommend ComplyAdvantage at a rate of 90%. ComplyAdvantage is also in the Anti-Money Laundering (AML) category.

### Satisfaction Ratings



### Top Industries Represented



**Ownership**  
ComplyAdvantage



**HQ Location**  
London, UK



**Year Founded**  
2014



**Employees (Listed On LinkedIn)**  
464



**Company Website**  
[complyadvantage.com](https://complyadvantage.com)

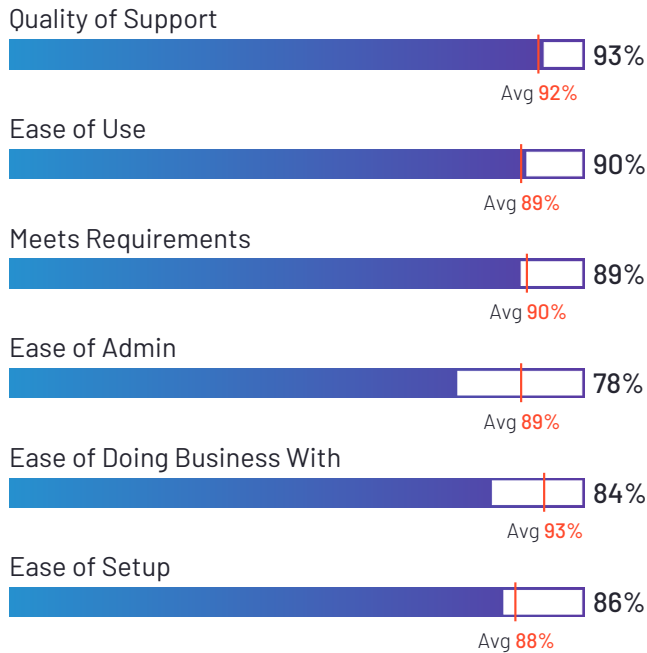


4.5 ★★★★★ (208)

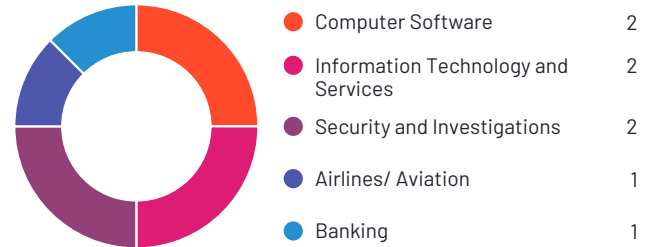


Everbridge 360 (Critical Event Management) has been named a Leader based on receiving a high customer Satisfaction score and having a large Market Presence. 100% of users rated it 4 or 5 stars, 94% of users believe it is headed in the right direction, and users said they would be likely to recommend Everbridge 360 (Critical Event Management) at a rate of 87%. Everbridge 360 (Critical Event Management) is also in the Emergency Notification, Critical Event Management (CEM) Platforms, Emergency Management, Protective Intelligence Platforms, Operational Risk Management, Business Continuity Management, and Occupational Health and Safety (OHS) categories.

## Satisfaction Ratings



## Top Industries Represented



**Ownership**  
Everbridge



**HQ Location**  
Boston, MA



**Year Founded**  
2002



**Employees (Listed On LinkedIn)**  
1,521



**Company Website**  
[everbridge.com](https://everbridge.com)



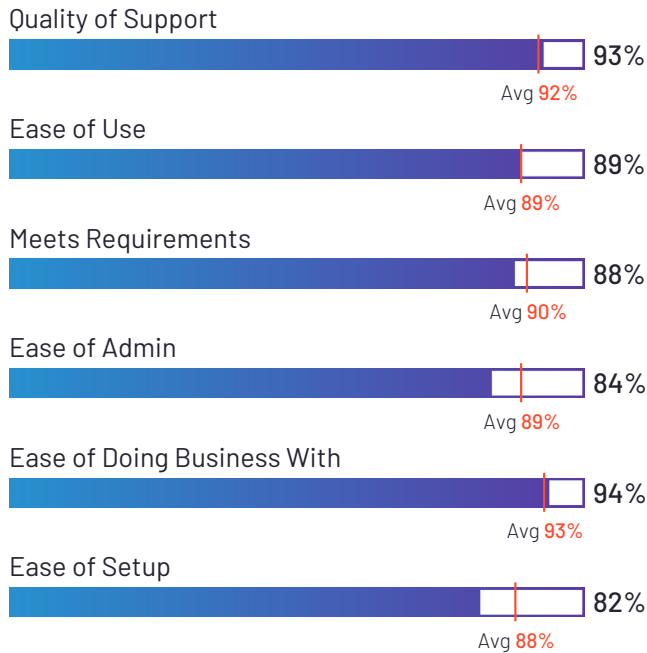
# Protecht

4.6 ★★★★★ (53)



Protecht has been named a Leader based on receiving a high customer Satisfaction score and having a large Market Presence. 100% of users rated it 4 or 5 stars, 98% of users believe it is headed in the right direction, and users said they would be likely to recommend Protecht at a rate of 92%. Protecht is also in the Security Compliance, Enterprise Risk Management (ERM), Policy Management, Operational Risk Management, Regulatory Change Management, Audit Management, Business Continuity Management, and Third Party & Supplier Risk Management categories.

## Satisfaction Ratings



## Top Industries Represented



**Ownership**  
Protecht



**HQ Location**  
Sydney, Australia



**Year Founded**  
1999



**Employees (Listed On LinkedIn)**  
186



**Company Website**  
[protechtgroup.com](https://protechtgroup.com)





osapiens

osapiens

4.7 ★★★★★ (68)



osapiens has been named a Leader based on receiving a high customer Satisfaction score and having a large Market Presence. 100% of users rated it 4 or 5 stars, 97% of users believe it is headed in the right direction, and users said they would be likely to recommend osapiens at a rate of 95%. osapiens is also in the Logistics Intelligence, Carbon Accounting, Corporate Social Responsibility(CSR), Asset Tracking, Supply Chain Visibility, Third Party & Supplier Risk Management, Sustainability Management, and Food Traceability categories.

## Satisfaction Ratings

### Quality of Support



### Ease of Use



### Meets Requirements



### Ease of Admin



### Ease of Doing Business With



### Ease of Setup



## Top Industries Represented



**Ownership**  
osapiens



**HQ Location**  
Mannheim, Germany



**Year Founded**  
2018



**Employees (Listed  
On LinkedIn)**  
456



**Company Website**  
[osapiens.com](https://osapiens.com)



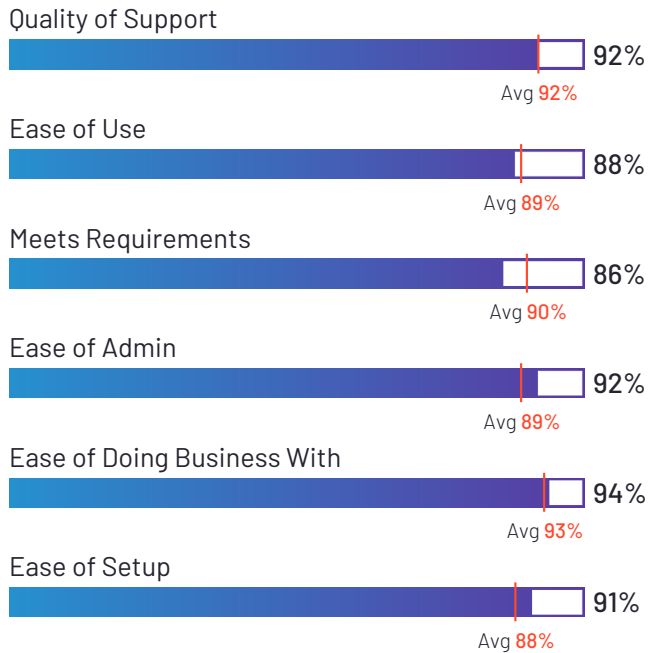
# Panorays

4.3 ★★★★★ (37)




Panorays has been named a Leader based on receiving a high customer Satisfaction score and having a large Market Presence. 95% of users rated it 4 or 5 stars, 89% of users believe it is headed in the right direction, and users said they would be likely to recommend Panorays at a rate of 85%. Panorays is also in the Third Party & Supplier Risk Management category.

## Satisfaction Ratings



## Top Industries Represented



**Ownership**  
Panorays



**HQ Location**  
New York, New York,  
United States



**Year Founded**  
2016



**Employees (Listed  
On LinkedIn)**  
119



**Company Website**  
[panorays.com](https://panorays.com)



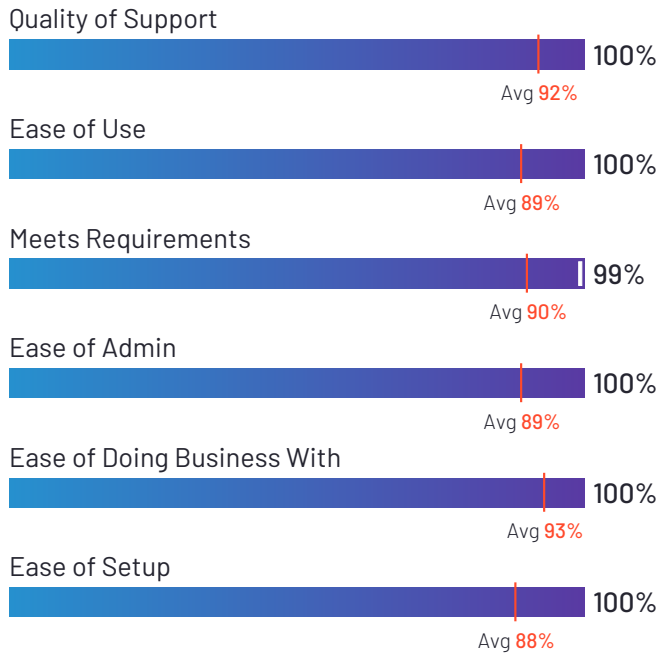
# ComplyCube

5.0 ★★★★★ (43)



ComplyCube has been named a High Performer product based on having high customer Satisfaction scores and a low Market Presence compared to the rest of the category. 100% of users rated it 4 or 5 stars, 100% of users believe it is headed in the right direction, and users said they would be likely to recommend ComplyCube at a rate of 100%. ComplyCube is also in the Digital Customer Onboarding, Age Verification, Identity Verification, Biometric Authentication, Address Verification, Anti-Money Laundering (AML), Reference Check, E-commerce Fraud Protection, and Fraud Detection categories.

## Satisfaction Ratings



## Top Industries Represented



**Ownership**  
ComplyCube



**HQ Location**  
London, England



**Employees (Listed On LinkedIn)**  
23



**Company Website**  
[complycube.com](https://complycube.com)



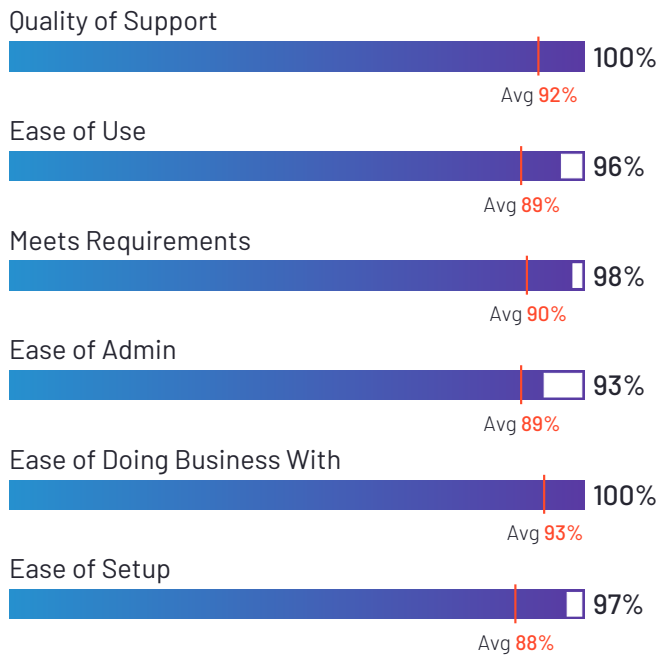
# CyberUpgrade

4.9 ★★★★★ (40)



CyberUpgrade has been named a High Performer product based on having high customer Satisfaction scores and a low Market Presence compared to the rest of the category. 100% of users rated it 4 or 5 stars, 100% of users believe it is headed in the right direction, and users said they would be likely to recommend CyberUpgrade at a rate of 98%. CyberUpgrade is also in the Security Compliance, Vendor Security and Privacy Assessment, Cloud Compliance, Business Continuity Management, Security Awareness Training, and Vendor Management categories.

## Satisfaction Ratings



## Top Industries Represented



**Ownership**  
CyberUpgrade



**Year Founded**  
2023



**Employees (Listed On LinkedIn)**  
25



**Company Website**  
[cyberupgrade.net](https://cyberupgrade.net)



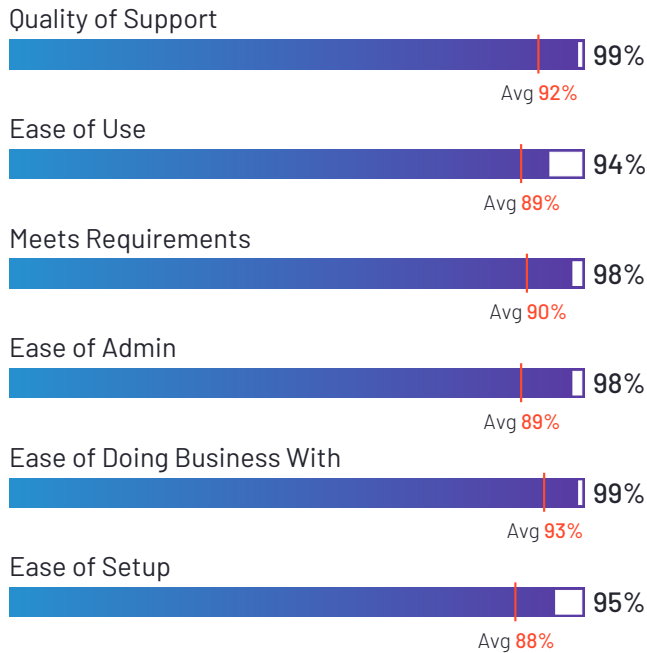
## IRIS CARBON®

4.8 ★★★★★ (100)

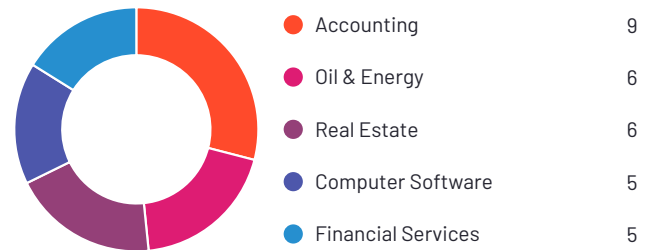


IRIS CARBON® has been named a High Performer product based on having high customer Satisfaction scores and a low Market Presence compared to the rest of the category. 100% of users rated it 4 or 5 stars, 95% of users believe it is headed in the right direction, and users said they would be likely to recommend IRIS CARBON® at a rate of 96%. IRIS CARBON® is also in the Environmental, Social, and Governance (ESG) Reporting, Disclosure Management, and FP&A (Financial Planning & Analysis) categories.

## Satisfaction Ratings



## Top Industries Represented



## Ownership

IRIS Business  
Services Limited



## HQ Location

Mumbai, IN



## Year Founded

2005

Employees (Listed  
On LinkedIn)

2



## Company Website

[iriscarbon.com](https://iriscarbon.com)



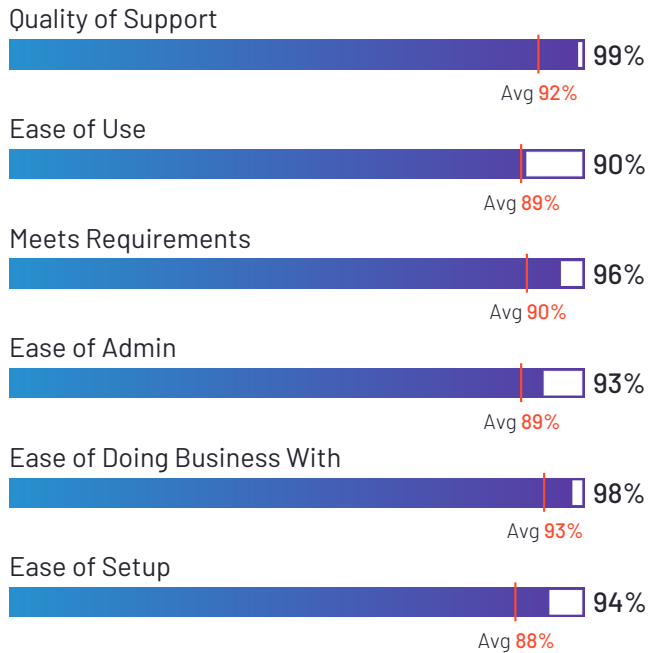
## Formalize

4.9 ★★★★★ (37)



Formalize has been named a High Performer product based on having high customer Satisfaction scores and a low Market Presence compared to the rest of the category. 100% of users rated it 4 or 5 stars, 97% of users believe it is headed in the right direction, and users said they would be likely to recommend Formalize at a rate of 97%. Formalize is also in the GRC Tools category.

### Satisfaction Ratings



### Top Industries Represented



**Ownership**  
Formalize



**Year Founded**  
2021



**Employees (Listed  
On LinkedIn)**  
179



**Company Website**  
[formalize.com](https://formalize.com)



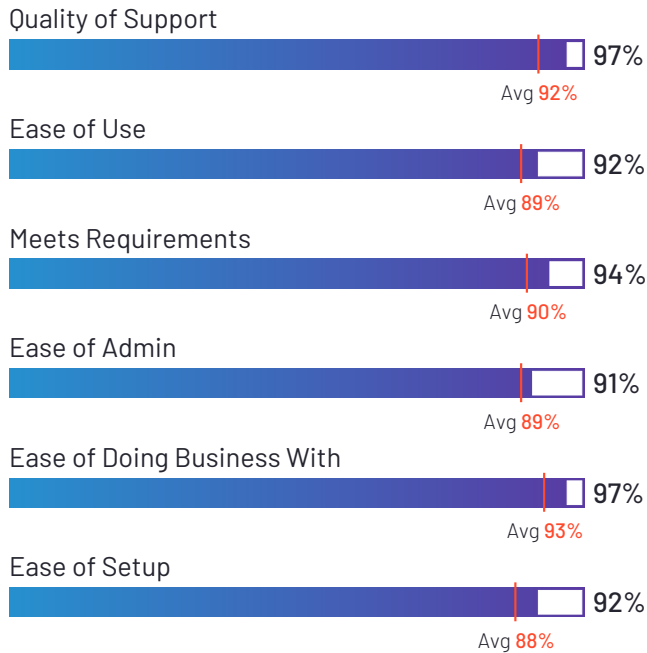
## Strike Graph

4.7 ★★★★★ (156)

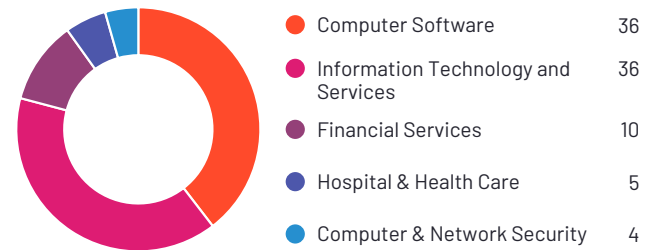


Strike Graph has been named a High Performer product based on having high customer Satisfaction scores and a low Market Presence compared to the rest of the category. 99% of users rated it 4 or 5 stars, 95% of users believe it is headed in the right direction, and users said they would be likely to recommend Strike Graph at a rate of 95%. Strike Graph is also in the Cloud Compliance, Operational Risk Management, Policy Management, Regulatory Change Management, and Security Compliance categories.

### Satisfaction Ratings



### Top Industries Represented



**Ownership**  
Strike Graph



**HQ Location**  
Seattle, WA



**Year Founded**  
2020



**Employees (Listed On LinkedIn)**  
45



**Company Website**  
[strikegraph.com](https://strikegraph.com)



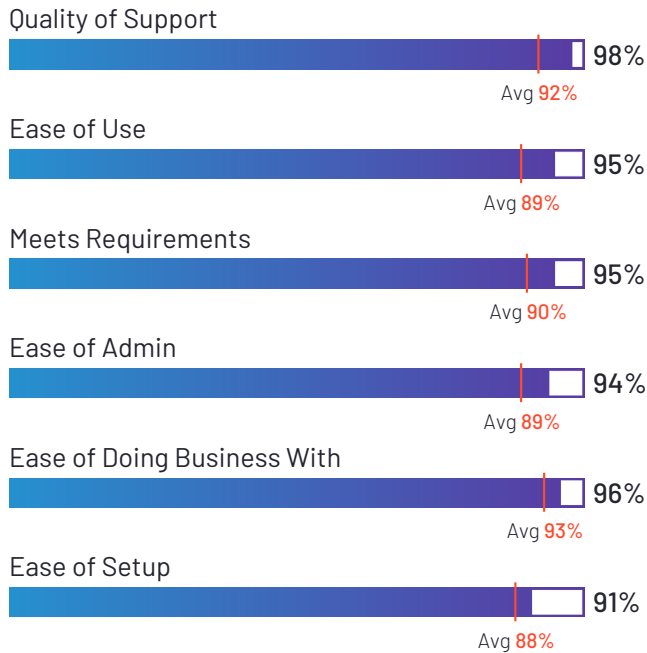
# Venminder

4.7 ★★★★★ (112)



Venminder has been named a High Performer product based on having high customer Satisfaction scores and a low Market Presence compared to the rest of the category. 100% of users rated it 4 or 5 stars, 95% of users believe it is headed in the right direction, and users said they would be likely to recommend Venminder at a rate of 95%. Venminder is also in the Third Party & Supplier Risk Management, Vendor Management, and Vendor Security and Privacy Assessment categories.

## Satisfaction Ratings



## Top Industries Represented



**Ownership**  
Venminder



**HQ Location**  
Elizabethtown, KY



**Year Founded**  
2001



**Employees (Listed On LinkedIn)**  
106



**Company Website**  
[venminder.com](https://venminder.com)





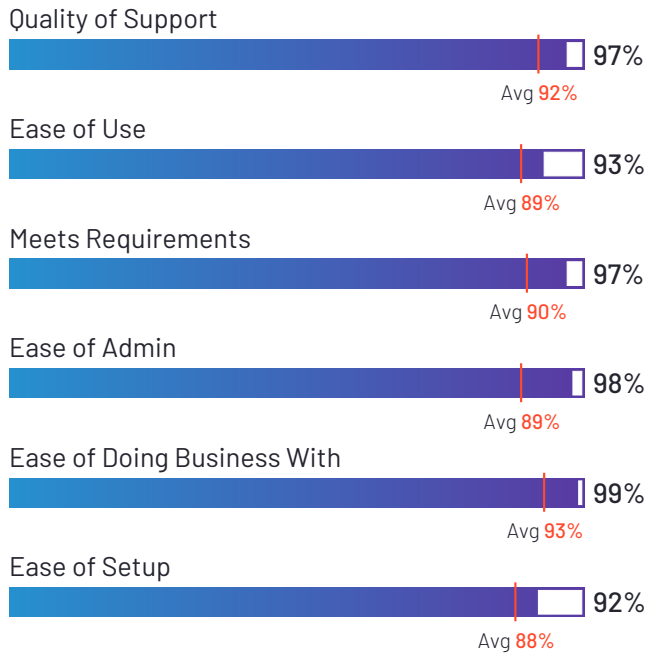
# Tandem

4.8 ★★★★★ (27)




Tandem has been named a High Performer product based on having high customer Satisfaction scores and a low Market Presence compared to the rest of the category. 100% of users rated it 4 or 5 stars, 100% of users believe it is headed in the right direction, and users said they would be likely to recommend Tandem at a rate of 96%. Tandem is also in the Security Compliance, Policy Management, Business Continuity Management, Third Party & Supplier Risk Management, Regulatory Change Management, Audit Management, Vendor Management, Security Awareness Training, and IT Risk Management categories.

## Satisfaction Ratings



## Top Industries Represented



**Ownership**  
CoNetrix



**HQ Location**  
Lubbock, Texas



**Year Founded**  
1977



**Employees (Listed On LinkedIn)**  
104



**Company Website**  
[tandem.app](https://tandem.app)



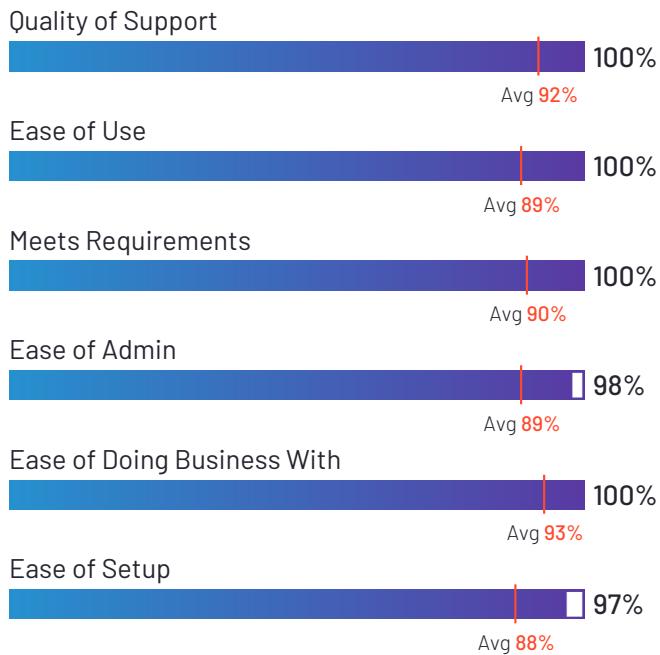
# SkyPrep

4.6 ★★★★★ (76)

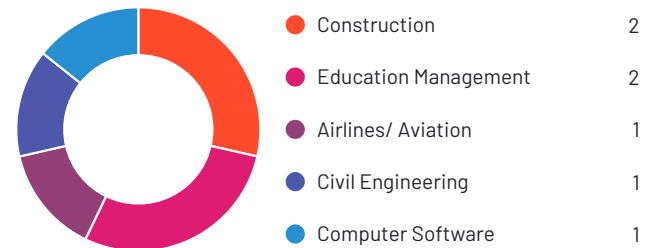


SkyPrep has been named a High Performer product based on having high customer Satisfaction scores and a low Market Presence compared to the rest of the category. 100% of users rated it 4 or 5 stars, 100% of users believe it is headed in the right direction, and users said they would be likely to recommend SkyPrep at a rate of 99%. SkyPrep is also in the Healthcare Learning Management Systems(LMS), Ethics and Compliance Learning, Sales Training and Onboarding, Training Management Systems, Corporate Learning Management Systems, and Course Authoring categories.

## Satisfaction Ratings



## Top Industries Represented



**Ownership**  
SkyPrep



**HQ Location**  
Toronto, Canada



**Year Founded**  
2012



**Employees (Listed On LinkedIn)**  
22



**Company Website**  
[skyprep.com](https://skyprep.com)



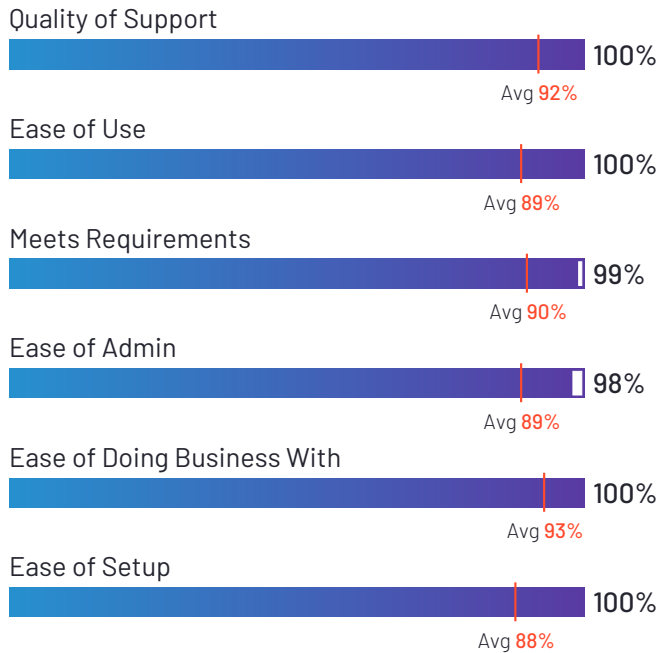
## Trace

5.0 ★★★★★ (12)

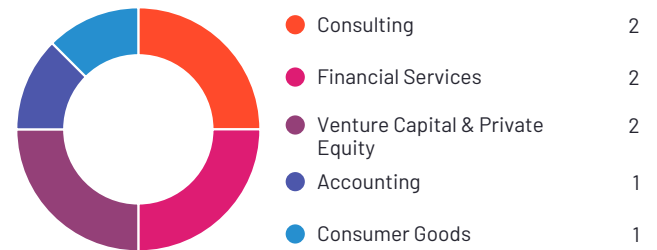


Trace has been named a High Performer product based on having high customer Satisfaction scores and a low Market Presence compared to the rest of the category. 100% of users rated it 4 or 5 stars, 100% of users believe it is headed in the right direction, and users said they would be likely to recommend Trace at a rate of 99%. Trace is also in the Sustainability Management, Environmental, Social, and Governance (ESG) Reporting, and Carbon Accounting categories.

### Satisfaction Ratings



### Top Industries Represented



**Ownership**  
Trace



**HQ Location**  
Sydney, AUS |  
London, UK



**Year Founded**  
2000



**Employees (Listed  
On LinkedIn)**  
18



**Company Website**  
[our-trace.com](https://our-trace.com)



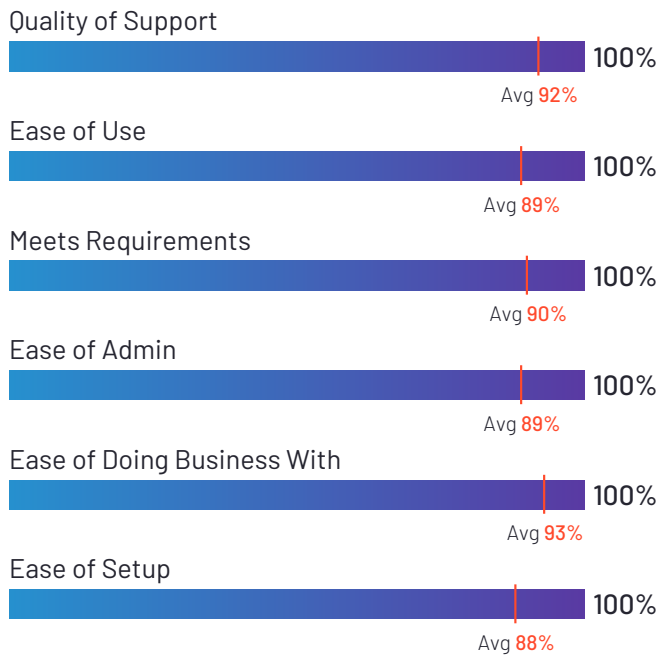
# Oneleet

5.0 ★★★★★ (15)

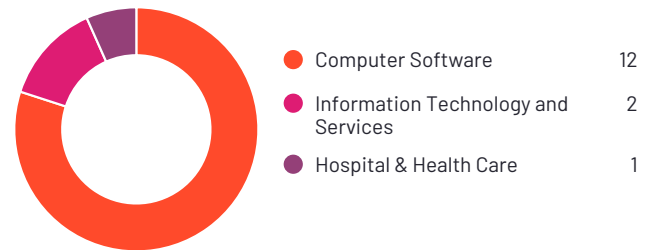


Oneleet has been named a High Performer product based on having high customer Satisfaction scores and a low Market Presence compared to the rest of the category. 100% of users rated it 4 or 5 stars, 100% of users believe it is headed in the right direction, and users said they would be likely to recommend Oneleet at a rate of 100%. Oneleet is also in the Security Compliance, Penetration Testing, Audit Management, Cloud Compliance, and Cloud Security Posture Management (CSPM) categories.

## Satisfaction Ratings



## Top Industries Represented



**Ownership**  
Oneleet



**HQ Location**  
Atlanta, US



**Year Founded**  
2022



**Employees (Listed On LinkedIn)**  
24



**Company Website**  
[oneleet.com](https://oneleet.com)



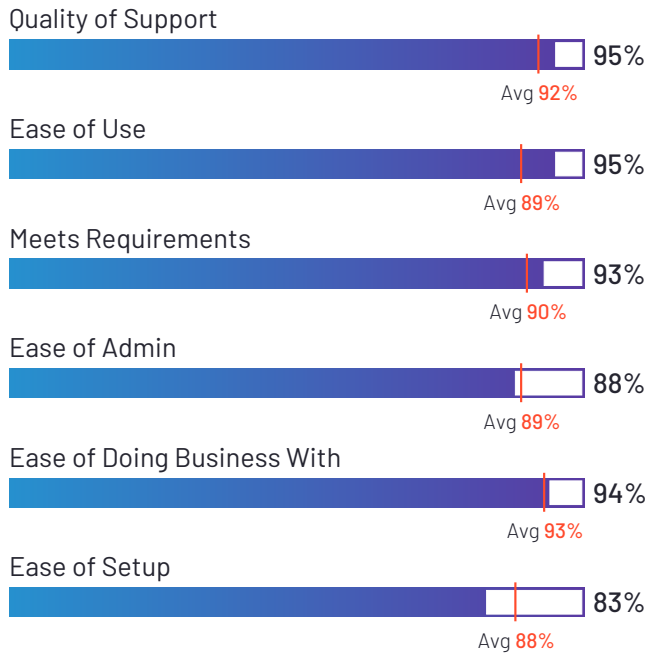
# Gatekeeper

4.5 ★★★★★ (86)



Gatekeeper has been named a High Performer product based on having high customer Satisfaction scores and a low Market Presence compared to the rest of the category. 96% of users rated it 4 or 5 stars, 100% of users believe it is headed in the right direction, and users said they would be likely to recommend Gatekeeper at a rate of 89%. Gatekeeper is also in the Contract Lifecycle Management (CLM), Contract Analytics, E-Signature, Vendor Management, Contract Management, and Third Party & Supplier Risk Management categories.

## Satisfaction Ratings



## Top Industries Represented



**Ownership**  
Gatekeeper



**HQ Location**  
London, United Kingdom



**Year Founded**  
2010



**Employees (Listed On LinkedIn)**  
121



**Company Website**  
[gatekeeperhq.com](https://gatekeeperhq.com)



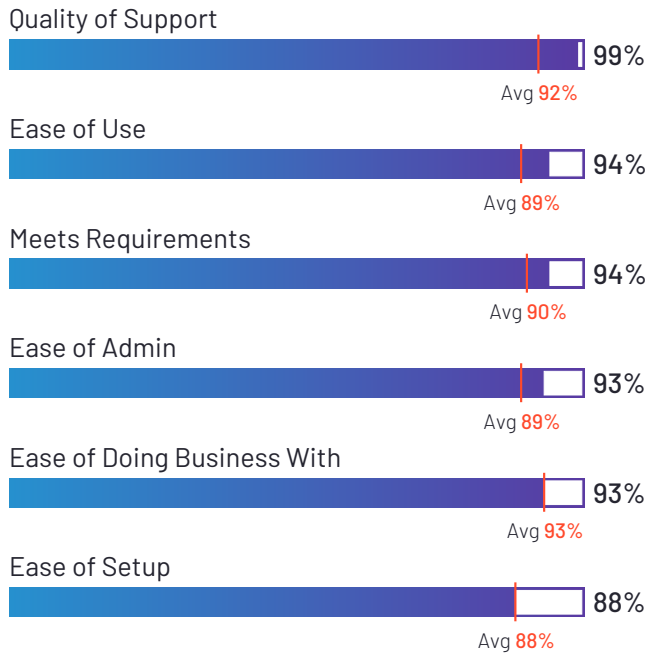
# Persona

4.3 ★★★★★ (41)



Persona has been named a High Performer product based on having high customer Satisfaction scores and a low Market Presence compared to the rest of the category. 100% of users rated it 4 or 5 stars, 100% of users believe it is headed in the right direction, and users said they would be likely to recommend Persona at a rate of 93%. Persona is also in the Identity Verification, Anti-Money Laundering (AML), and Age Verification categories.

## Satisfaction Ratings



## Top Industries Represented



**Ownership**  
Persona



**HQ Location**  
San Francisco,  
California



**Year Founded**  
2018



**Employees (Listed  
On LinkedIn)**  
399



**Company Website**  
[withpersona.com](https://withpersona.com)



traliant

## Traliant

4.5 ★★★★★ (79)



Traliant has been named a High Performer product based on having high customer Satisfaction scores and a low Market Presence compared to the rest of the category. 95% of users rated it 4 or 5 stars, 91% of users believe it is headed in the right direction, and users said they would be likely to recommend Traliant at a rate of 90%. Traliant is also in the Harassment Prevention Training, Ethics and Compliance Learning, eLearning Content, and Security Awareness Training categories.

## Satisfaction Ratings

## Quality of Support



## Ease of Use



## Meets Requirements



## Ease of Admin



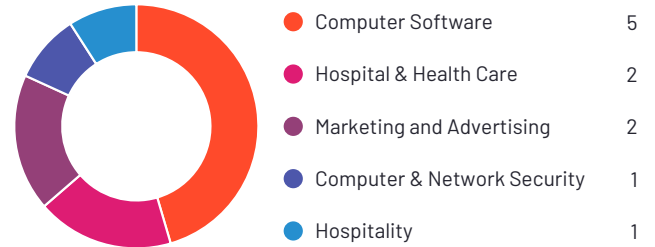
## Ease of Doing Business With



## Ease of Setup



## Top Industries Represented



**Ownership**  
Traliant



**HQ Location**  
New York, NY



**Year Founded**  
2016



**Employees (Listed  
On LinkedIn)**  
149



**Company Website**  
[traliant.com](https://traliant.com)



# Flagright

5.0 ★★★★★ (26)



Flagright has been named a High Performer product based on having high customer Satisfaction scores and a low Market Presence compared to the rest of the category. 100% of users rated it 4 or 5 stars, 100% of users believe it is headed in the right direction, and users said they would be likely to recommend Flagright at a rate of 99%. Flagright is also in the Anti-Money Laundering (AML) category.

## Satisfaction Ratings

### Quality of Support



### Ease of Use



### Meets Requirements



### Ease of Admin




### Ease of Doing Business With



### Ease of Setup



## Top Industries Represented



**Ownership**  
Flagright



**HQ Location**  
London, United Kingdom



**Year Founded**  
2021



**Employees (Listed On LinkedIn)**  
36



**Company Website**  
[flagright.com](https://flagright.com)





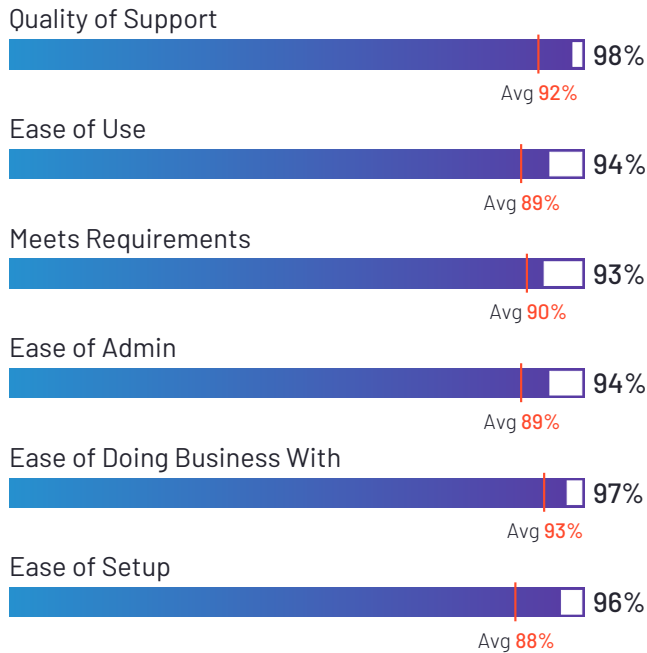
## Ethico

4.8 ★★★★★ (65)



Ethico has been named a High Performer product based on having high customer Satisfaction scores and a low Market Presence compared to the rest of the category. 100% of users rated it 4 or 5 stars, 100% of users believe it is headed in the right direction, and users said they would be likely to recommend Ethico at a rate of 97%. Ethico is also in the Healthcare Compliance, Enterprise Risk Management (ERM), Disclosure Management, Ethics and Compliance Learning, Operational Risk Management, eLearning Content, HR Compliance, and Whistleblowing categories.

### Satisfaction Ratings



### Top Industries Represented



**Ownership**  
Ethico



**HQ Location**  
Charlotte, NC



**Year Founded**  
1997



**Employees (Listed On LinkedIn)**  
119



**Company Website**  
[ethico.com](https://ethico.com)



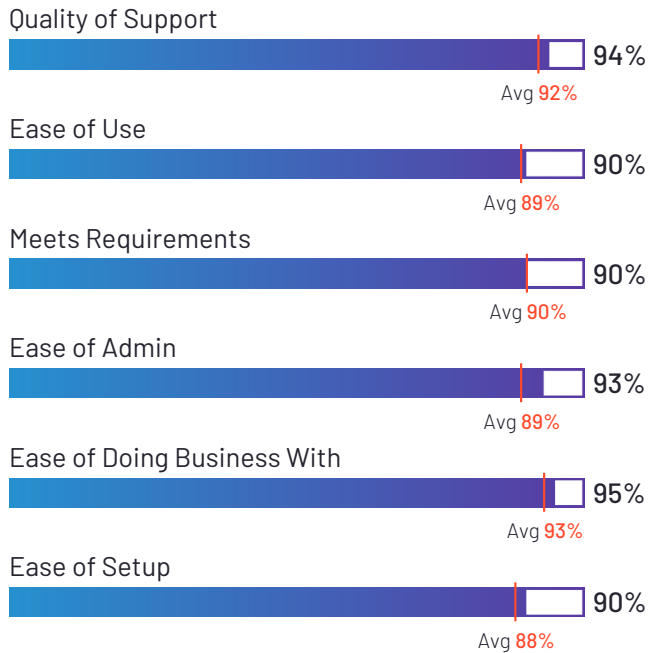
# Conformio

4.5 ★★★★★ (12)

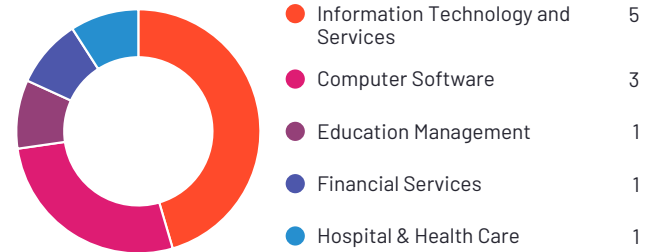


Conformio has been named a High Performer product based on having high customer Satisfaction scores and a low Market Presence compared to the rest of the category. 100% of users rated it 4 or 5 stars, 88% of users believe it is headed in the right direction, and users said they would be likely to recommend Conformio at a rate of 91%. Conformio is also in the Regulatory Change Management, Cloud Compliance, and Security Compliance categories.

## Satisfaction Ratings



## Top Industries Represented



**Ownership**  
Advisera



**Year Founded**  
2009



**Employees (Listed On LinkedIn)**  
31



**Company Website**  
[advisera.com](https://advisera.com)



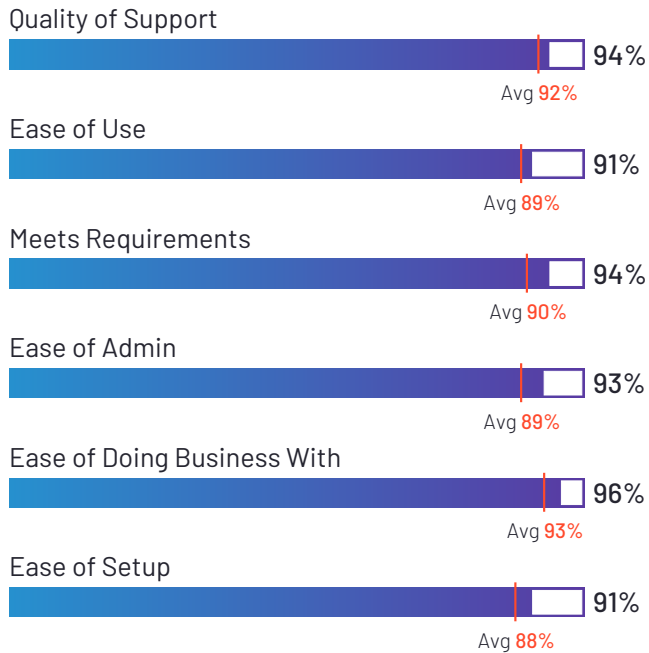
# ProcessUnity

4.5 ★★★★★ (44)

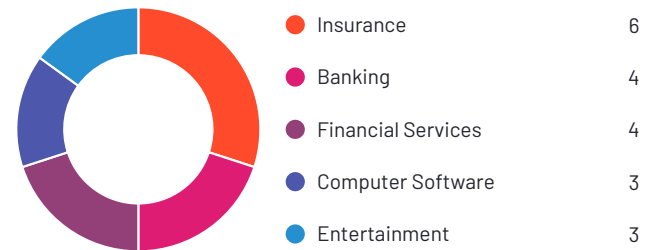


ProcessUnity has been named a High Performer product based on having high customer Satisfaction scores and a low Market Presence compared to the rest of the category. 95% of users rated it 4 or 5 stars, 89% of users believe it is headed in the right direction, and users said they would be likely to recommend ProcessUnity at a rate of 91%. ProcessUnity is also in the Third Party & Supplier Risk Management, Policy Management, Security Compliance, Operational Risk Management, and Vendor Security and Privacy Assessment categories.

## Satisfaction Ratings



## Top Industries Represented



**Ownership**  
ProcessUnity



**HQ Location**  
Concord, US



**Year Founded**  
2003



**Employees (Listed  
On LinkedIn)**  
233



**Company Website**  
[processunity.com](https://processunity.com)



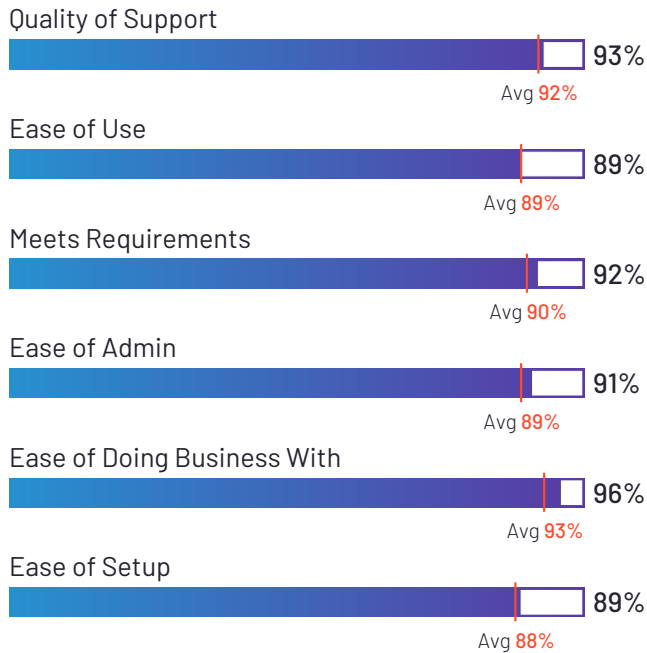
# Hicomply

4.5 ★★★★★ (140)

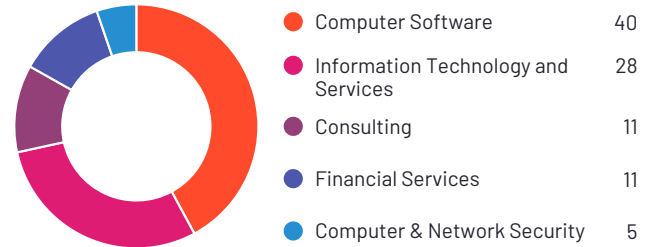


Hicomply has been named a High Performer product based on having high customer Satisfaction scores and a low Market Presence compared to the rest of the category. 94% of users rated it 4 or 5 stars, 90% of users believe it is headed in the right direction, and users said they would be likely to recommend Hicomply at a rate of 89%. Hicomply is also in the Security Compliance category.

## Satisfaction Ratings



## Top Industries Represented



**Ownership**  
Hicomply



**HQ Location**  
Belmont Business  
Park, GB



**Year Founded**  
2020



**Employees (Listed  
On LinkedIn)**  
20



**Company Website**  
[hicomply.com](https://hicomply.com)



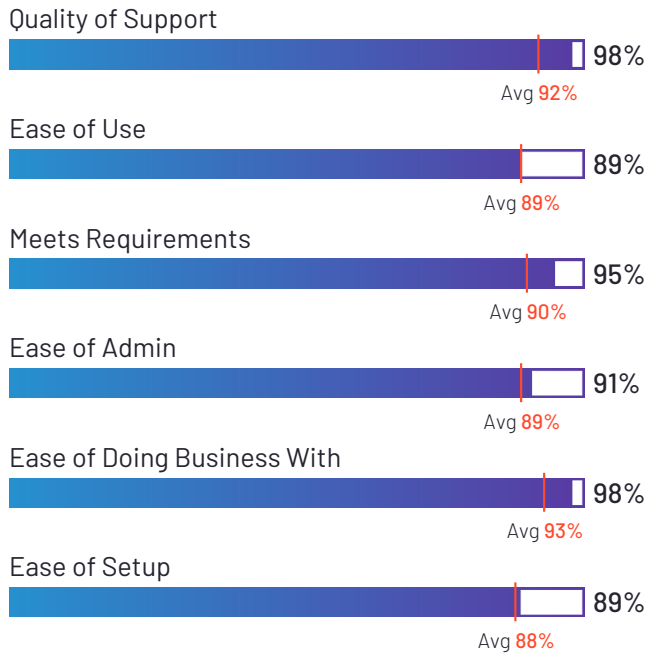
## GlobalSuite

4.7 ★★★★★ (27)



GlobalSuite has been named a High Performer product based on having high customer Satisfaction scores and a low Market Presence compared to the rest of the category. 100% of users rated it 4 or 5 stars, 100% of users believe it is headed in the right direction, and users said they would be likely to recommend GlobalSuite at a rate of 94%. GlobalSuite is also in the Security Compliance, Data Privacy Management, Whistleblowing, Enterprise Risk Management (ERM), Operational Risk Management, Business Continuity Management, Third Party & Supplier Risk Management, IT Risk Management, and Audit Management categories.

### Satisfaction Ratings



### Top Industries Represented



**Ownership**  
GlobalSuite Solutions



**HQ Location**  
Madrid



**Year Founded**  
2006



**Employees (Listed On LinkedIn)**  
138



**Company Website**  
[globalsuitesolutions.com](https://globalsuitesolutions.com)



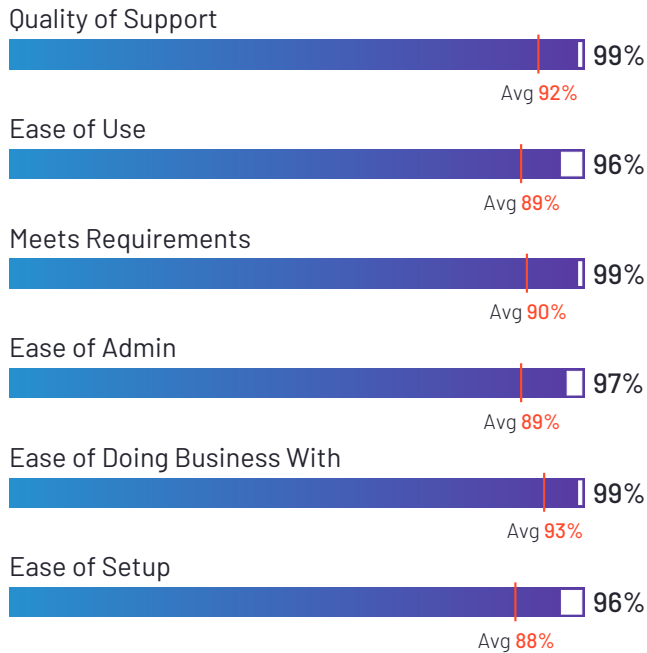
## IDMERIT

4.9 ★★★★★ (19)



IDMERIT has been named a High Performer product based on having high customer Satisfaction scores and a low Market Presence compared to the rest of the category. 100% of users rated it 4 or 5 stars, 100% of users believe it is headed in the right direction, and users said they would be likely to recommend IDMERIT at a rate of 97%. IDMERIT is also in the Identity Verification, E-commerce Fraud Protection, Anti-Money Laundering (AML), Biometric Authentication, and Age Verification categories.

### Satisfaction Ratings



### Top Industries Represented



**Ownership**  
IDMERIT



**HQ Location**  
Carlsbad, California



**Year Founded**  
2014



**Employees (Listed On LinkedIn)**  
22



**Company Website**  
[idmerit.com](https://idmerit.com)



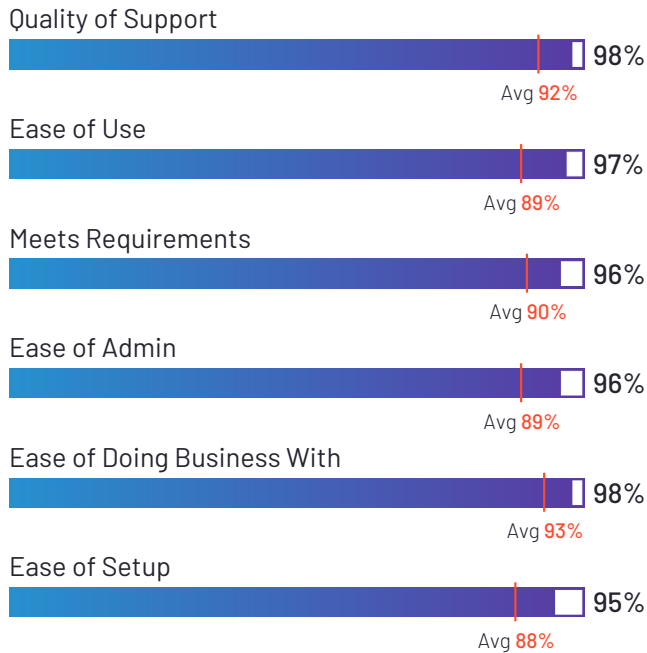
## Sanction Scanner

4.8 ★★★★★ (48)




Sanction Scanner has been named a High Performer product based on having high customer Satisfaction scores and a low Market Presence compared to the rest of the category. 98% of users rated it 4 or 5 stars, 100% of users believe it is headed in the right direction, and users said they would be likely to recommend Sanction Scanner at a rate of 95%. Sanction Scanner is also in the Anti-Money Laundering (AML) category.

### Satisfaction Ratings



### Top Industries Represented



**Ownership**  
Sanction Scanner



**HQ Location**  
London



**Year Founded**  
2019



**Employees (Listed On LinkedIn)**  
20



**Company Website**  
[sanctionscanner.com](https://sanctionscanner.com)



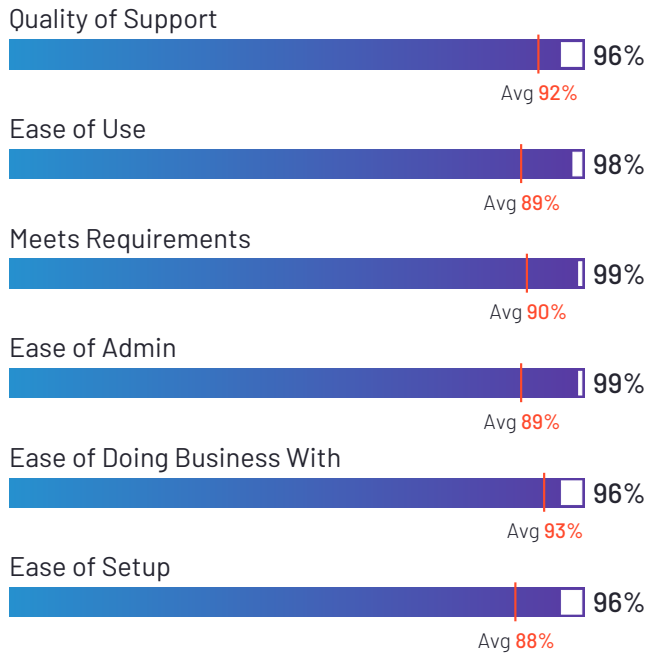
# FaceUp

4.8 ★★★★★ (143)

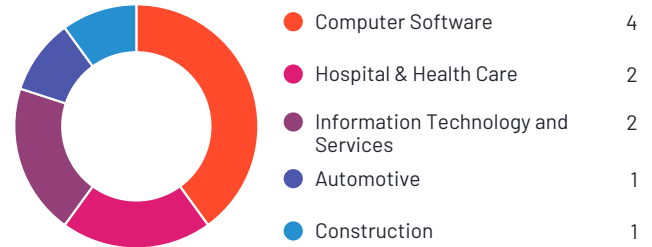


FaceUp has been named a High Performer product based on having high customer Satisfaction scores and a low Market Presence compared to the rest of the category. 100% of users rated it 4 or 5 stars, 88% of users believe it is headed in the right direction, and users said they would be likely to recommend FaceUp at a rate of 97%. FaceUp is also in the Whistleblowing, Investigation Management, HR Case Management, Employee Engagement, Survey, and Complaint Management categories.

## Satisfaction Ratings



## Top Industries Represented



### Ownership

FaceUp Technology



### HQ Location

San Francisco, US



### Year Founded

2017



### Employees (Listed On LinkedIn)

48



### Company Website

[www.faceup.com](http://www.faceup.com)





# Focal

4.6 ★★★★★ (14)



Focal has been named a High Performer product based on having high customer Satisfaction scores and a low Market Presence compared to the rest of the category. 93% of users rated it 4 or 5 stars, 100% of users believe it is headed in the right direction, and users said they would be likely to recommend Focal at a rate of 91%. Focal is also in the Anti-Money Laundering (AML) category.

## Satisfaction Ratings

### Quality of Support



### Ease of Use



### Meets Requirements



### Ease of Admin




### Ease of Doing Business With



### Ease of Setup



## Top Industries Represented



**Ownership**  
Mozn



**HQ Location**  
Muhammadiyah,  
Indonesian



**Year Founded**  
2017



**Employees (Listed  
On LinkedIn)**  
318



**Company Website**  
[getfocal.ai](https://getfocal.ai)



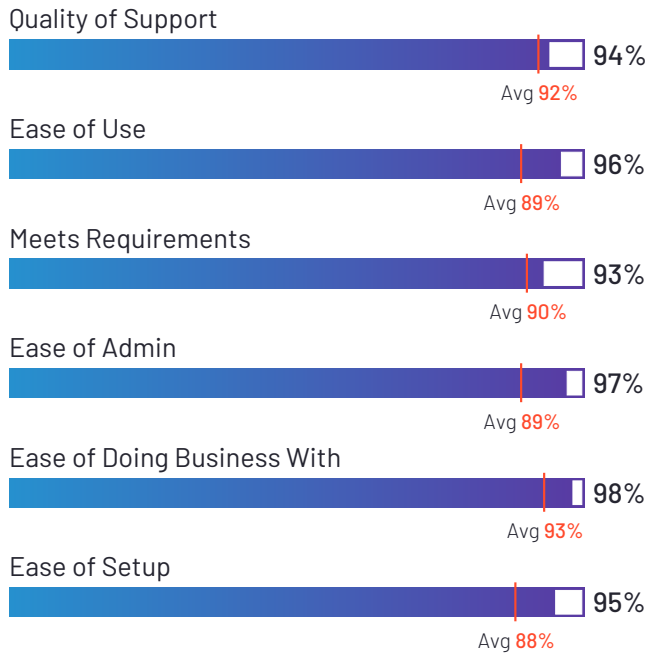
# Amiquis

4.7 ★★★★★ (30)



Amiquis has been named a High Performer product based on having high customer Satisfaction scores and a low Market Presence compared to the rest of the category. 100% of users rated it 4 or 5 stars, 100% of users believe it is headed in the right direction, and users said they would be likely to recommend Amiquis at a rate of 95%. Amiquis is also in the Identity Verification, Anti-Money Laundering (AML), Reference Check, and Background Check categories.

## Satisfaction Ratings



## Top Industries Represented



**Ownership**  
Amiquis



**HQ Location**  
Edinburgh, GB



**Year Founded**  
2015



**Employees (Listed On LinkedIn)**  
81



**Company Website**  
[amiquis.co](https://amiquis.co)



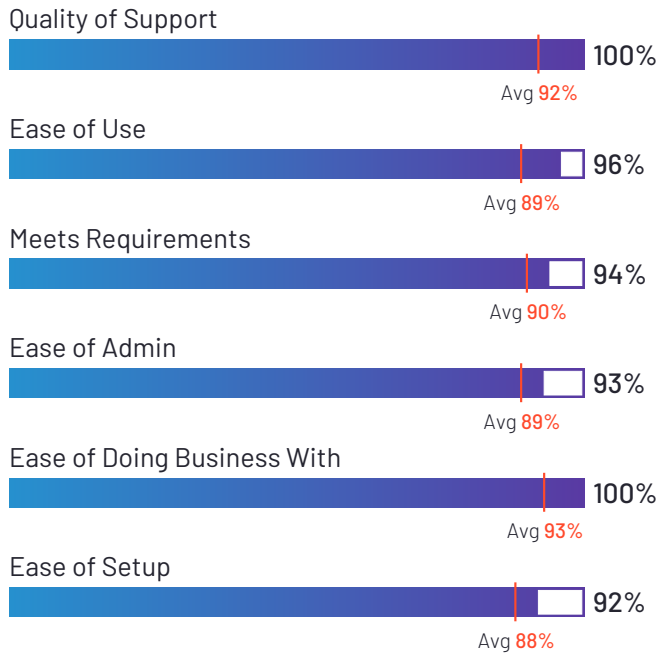
## RiskSmart

4.9 ★★★★★ (26)



RiskSmart has been named a High Performer product based on having high customer Satisfaction scores and a low Market Presence compared to the rest of the category. 100% of users rated it 4 or 5 stars, 100% of users believe it is headed in the right direction, and users said they would be likely to recommend RiskSmart at a rate of 99%. RiskSmart is also in the Enterprise Risk Management (ERM), Operational Risk Management, Regulatory Change Management, and IT Risk Management categories.

### Satisfaction Ratings



### Top Industries Represented



**Ownership**  
RiskSmart



**HQ Location**  
Manchester



**Year Founded**  
2020



**Employees (Listed On LinkedIn)**  
33



**Company Website**  
[risksmart.com](https://risksmart.com)



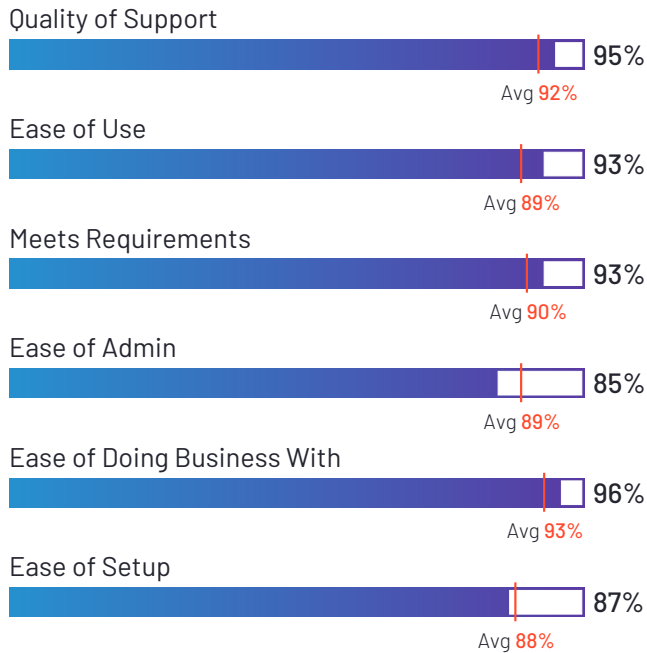
# Axonify

4.7 ★★★★★ (155)



Axonify has been named a High Performer product based on having high customer Satisfaction scores and a low Market Presence compared to the rest of the category. 100% of users rated it 4 or 5 stars, 100% of users believe it is headed in the right direction, and users said they would be likely to recommend Axonify at a rate of 95%. Axonify is also in the Employee Communications, Retail Execution, Microlearning Platforms, Ethics and Compliance Learning, Retail Task Management, Learning Experience Platforms (LXP), Employee Engagement, Corporate Learning Management Systems, Employee Intranet, SAP Store, and Frontline Worker Communication Platforms categories.

## Satisfaction Ratings



## Top Industries Represented



**Ownership**  
Axonify Inc.



**HQ Location**  
Waterloo, ON



**Year Founded**  
2011



**Employees (Listed On LinkedIn)**  
295



**Company Website**  
[axonify.com](https://axonify.com)



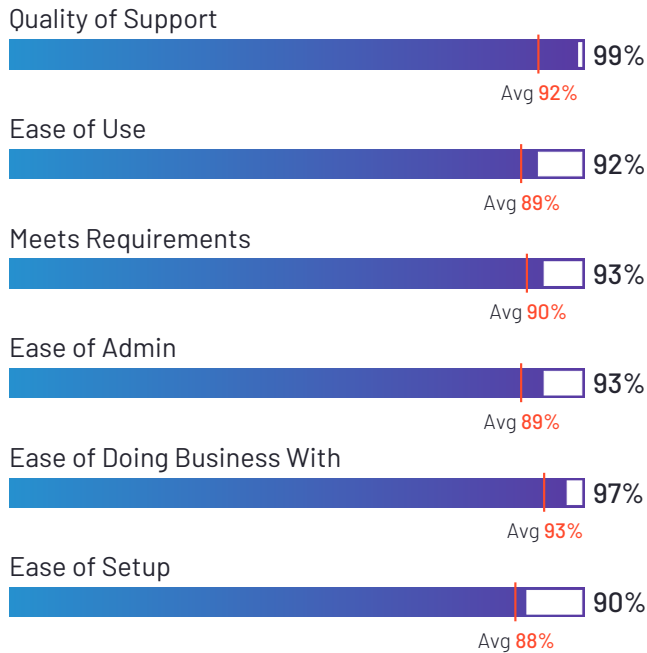
## CimTrak Integrity Suite

4.8 ★★★★★ (23)

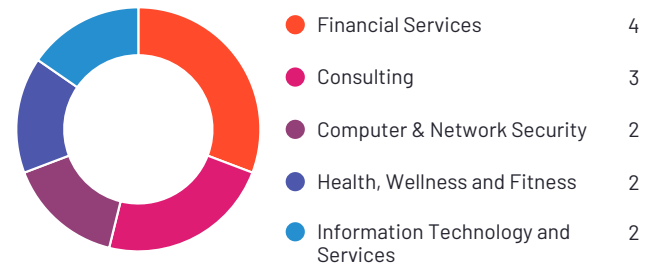


CimTrak Integrity Suite has been named a High Performer product based on having high customer Satisfaction scores and a low Market Presence compared to the rest of the category. 100% of users rated it 4 or 5 stars, 95% of users believe it is headed in the right direction, and users said they would be likely to recommend CimTrak Integrity Suite at a rate of 96%. CimTrak Integrity Suite is also in the Security Compliance, Cloud Compliance, Zero Trust Networking, Cloud Workload Protection Platforms, and Regulatory Change Management categories.

### Satisfaction Ratings



### Top Industries Represented



**Ownership**  
Cimcor



**HQ Location**  
Merrillville, Indiana,  
United States



**Year Founded**  
1997



**Employees (Listed  
On LinkedIn)**  
26



**Company Website**  
[www.cimcor.com](http://www.cimcor.com)



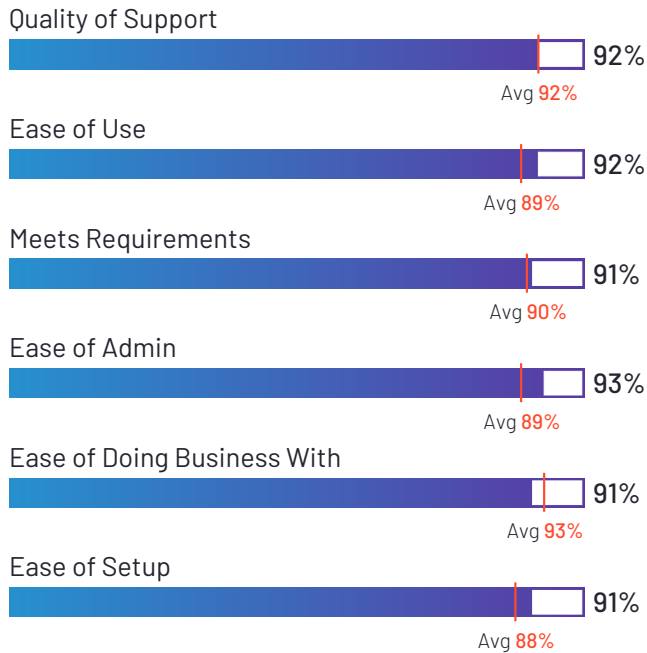
## Risk Ledger

4.3 ★★★★★ (116)




Risk Ledger has been named a High Performer product based on having high customer Satisfaction scores and a low Market Presence compared to the rest of the category. 96% of users rated it 4 or 5 stars, 86% of users believe it is headed in the right direction, and users said they would be likely to recommend Risk Ledger at a rate of 88%. Risk Ledger is also in the Third Party & Supplier Risk Management, Vendor Security and Privacy Assessment, and Data Privacy Management categories.

### Satisfaction Ratings



### Top Industries Represented



**Ownership**  
Risk Ledger



**HQ Location**  
London, GB



**Year Founded**  
2018



**Employees (Listed On LinkedIn)**  
68



**Company Website**  
[riskledger.com](https://riskledger.com)



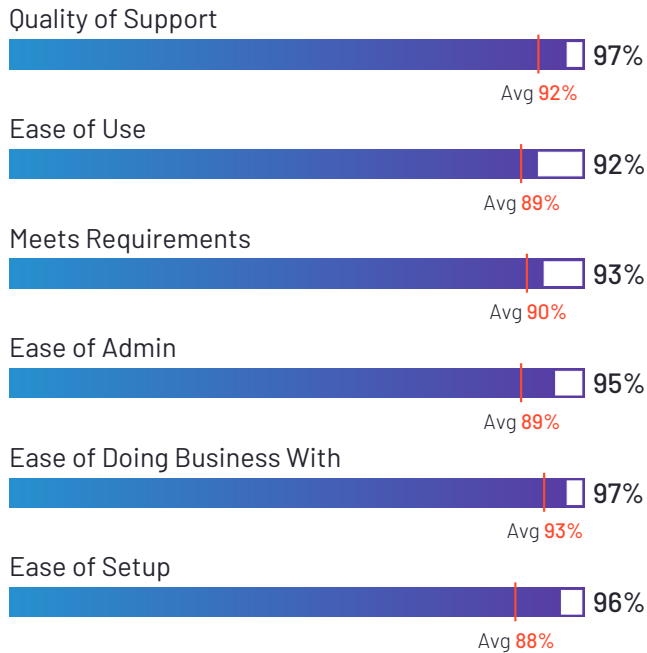
# Logikcull

4.7 ★★★★★ (488)



Logikcull has been named a High Performer product based on having high customer Satisfaction scores and a low Market Presence compared to the rest of the category. 98% of users rated it 4 or 5 stars, 93% of users believe it is headed in the right direction, and users said they would be likely to recommend Logikcull at a rate of 94%. Logikcull is also in the Investigation Management and eDiscovery categories.

## Satisfaction Ratings



## Top Industries Represented



**Ownership**  
Reveal Data



**HQ Location**  
Chicago, Illinois



**Year Founded**  
2009



**Employees (Listed On LinkedIn)**  
534



**Company Website**  
[revealdata.com](https://revealdata.com)

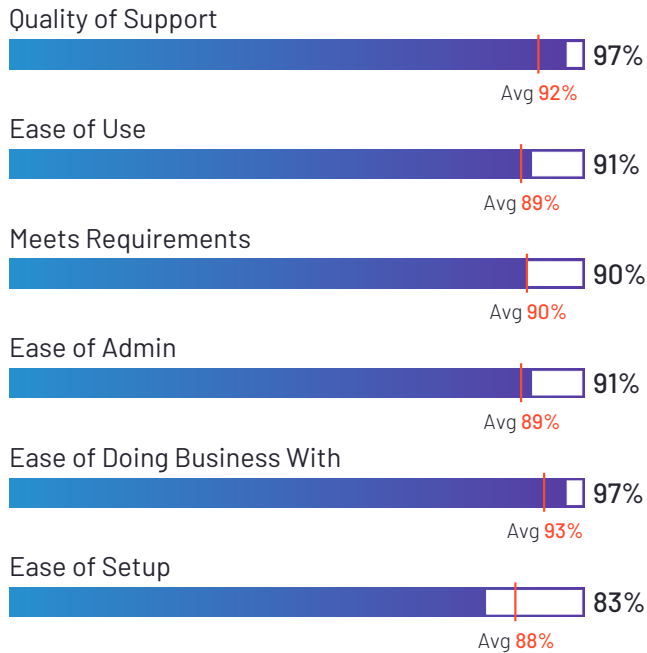
**EXIGER**

4.6 ★★★★★ (11)




1Exiger Platform has been named a High Performer product based on having high customer Satisfaction scores and a low Market Presence compared to the rest of the category. 100% of users rated it 4 or 5 stars, 100% of users believe it is headed in the right direction, and users said they would be likely to recommend 1Exiger Platform at a rate of 93%. 1Exiger Platform is also in the Environmental, Social, and Governance (ESG) Reporting, Supply Chain Visibility, Supply Chain Business Networks, Operational Risk Management, Third Party & Supplier Risk Management, Anti-Money Laundering (AML), and Software Bill of Materials (SBOM) categories.

## Satisfaction Ratings



## Top Industries Represented



**Ownership**  
Exiger



**HQ Location**  
New York, NY



**Employees (Listed  
On LinkedIn)**  
917



**Company Website**  
[www.exiger.com](http://www.exiger.com)



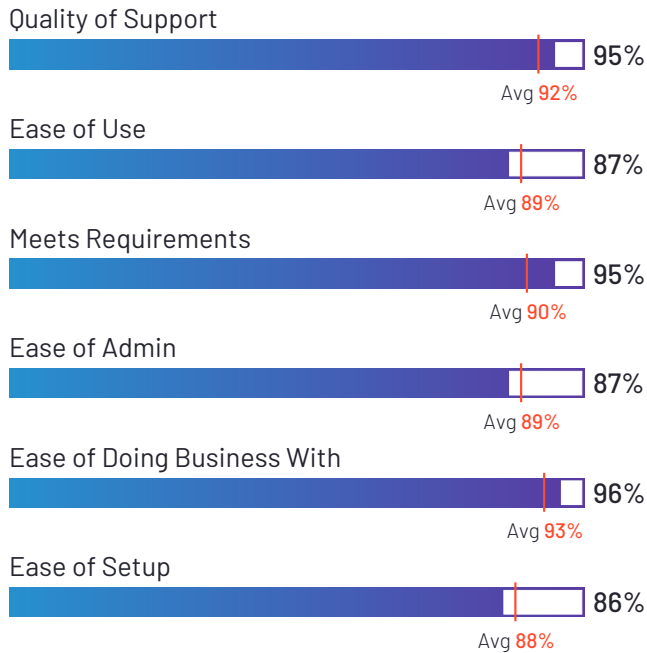


4.7 ★★★★★ (71)



Regroup Mass Notification has been named a High Performer product based on having high customer Satisfaction scores and a low Market Presence compared to the rest of the category. 100% of users rated it 4 or 5 stars, 92% of users believe it is headed in the right direction, and users said they would be likely to recommend Regroup Mass Notification at a rate of 97%. Regroup Mass Notification is also in the Protective Intelligence Platforms, Business Continuity Management, Critical Event Management (CEM) Platforms, Threat Intelligence, Emergency Notification, and Emergency Management categories.

## Satisfaction Ratings



## Top Industries Represented



**Ownership**  
Regroup Mass  
Notification



**HQ Location**  
Dallas, Texas



**Year Founded**  
2012



**Employees (Listed  
On LinkedIn)**  
116



**Company Website**  
[regroup.com](https://regroup.com)



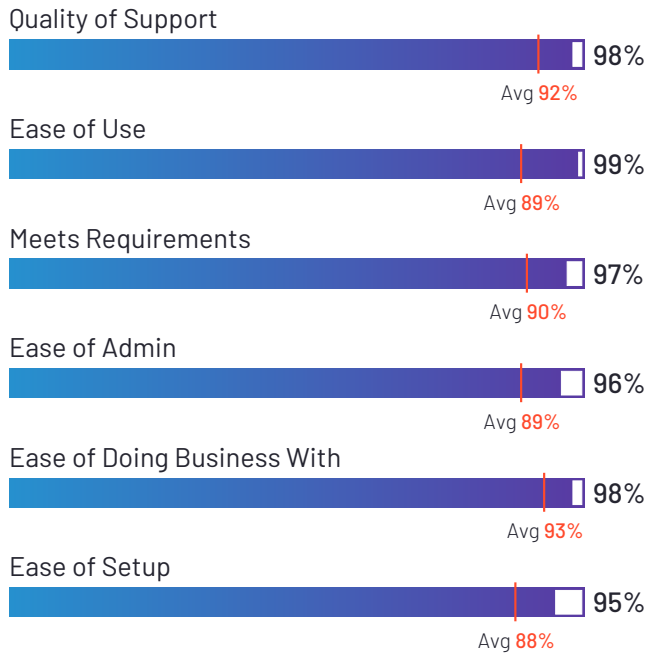
## NotMe Solutions

4.9 ★★★★★ (57)



NotMe Solutions has been named a High Performer product based on having high customer Satisfaction scores and a low Market Presence compared to the rest of the category. 100% of users rated it 4 or 5 stars, 97% of users believe it is headed in the right direction, and users said they would be likely to recommend NotMe Solutions at a rate of 97%. NotMe Solutions is also in the Whistleblowing, Investigation Management, and HR Case Management categories.

### Satisfaction Ratings



### Top Industries Represented



**Ownership**  
NotMe Solutions Inc.



**HQ Location**  
Los Angeles, US



**Year Founded**  
2017



**Employees (Listed On LinkedIn)**  
17



**Company Website**  
[not-me.com](https://not-me.com)



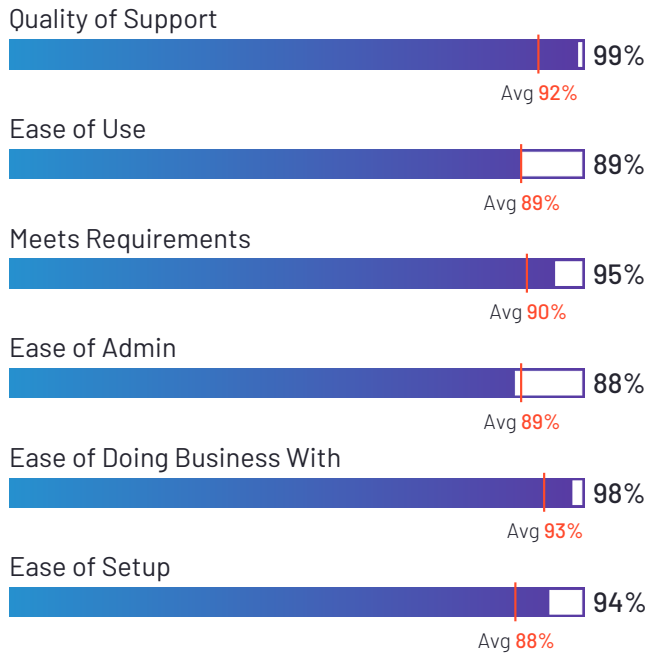
# Akitra

4.9 ★★★★★ (43)



Akitra has been named a High Performer product based on having high customer Satisfaction scores and a low Market Presence compared to the rest of the category. 100% of users rated it 4 or 5 stars, 100% of users believe it is headed in the right direction, and users said they would be likely to recommend Akitra at a rate of 97%. Akitra is also in the Security Compliance category.

## Satisfaction Ratings



## Top Industries Represented



**Ownership**  
Akitra



**HQ Location**  
Sunnyvale, California



**Year Founded**  
2017



**Employees (Listed On LinkedIn)**  
65



**Company Website**  
[akitra.com](https://akitra.com)



4.7 ★★★★★ (43)



Todyl Security Platform has been named a High Performer product based on having high customer Satisfaction scores and a low Market Presence compared to the rest of the category. 100% of users rated it 4 or 5 stars, 100% of users believe it is headed in the right direction, and users said they would be likely to recommend Todyl Security Platform at a rate of 96%. Todyl Security Platform is also in the Managed Detection and Response (MDR), Endpoint Detection & Response (EDR), Security Information and Event Management (SIEM), Secure Access Service Edge (SASE) Platforms, Cloud Edge Security, Cloud Access Security Broker (CASB), Zero Trust Networking, and Security Compliance categories.

## Satisfaction Ratings

### Quality of Support



### Ease of Use



### Meets Requirements



### Ease of Admin



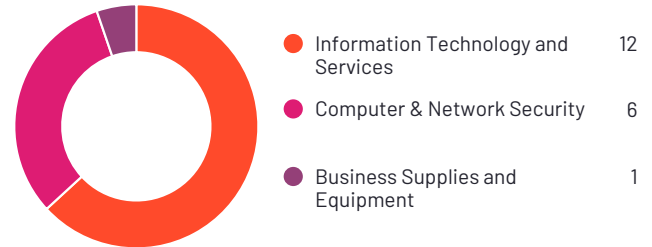
### Ease of Doing Business With



### Ease of Setup



## Top Industries Represented



**Ownership**  
Todyl



**HQ Location**  
Denver, CO



**Year Founded**  
2015



**Employees (Listed On LinkedIn)**  
136



**Company Website**  
[www.todyl.com](http://www.todyl.com)



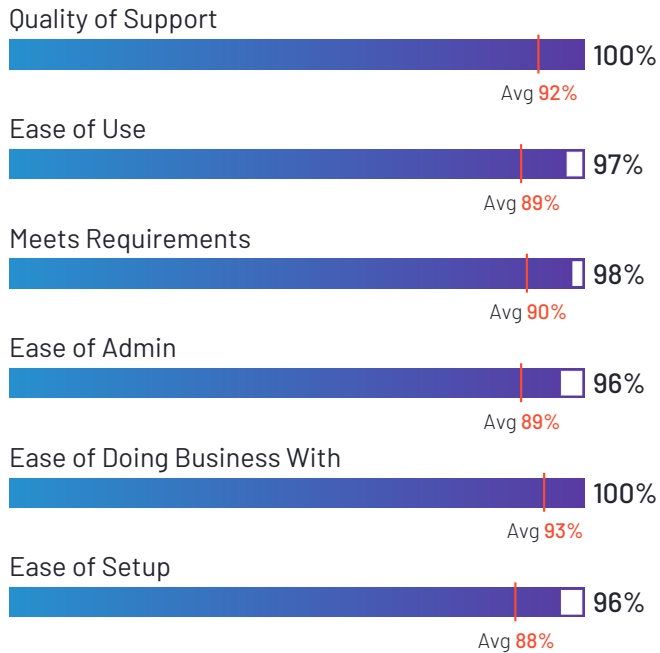
# Compyl

5.0 ★★★★★ (45)

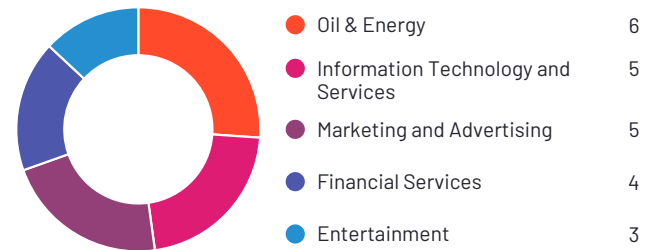


Compyl has been named a High Performer product based on having high customer Satisfaction scores and a low Market Presence compared to the rest of the category. 100% of users rated it 4 or 5 stars, 97% of users believe it is headed in the right direction, and users said they would be likely to recommend Compyl at a rate of 99%. Compyl is also in the Policy Management, Enterprise Risk Management (ERM), and Security Compliance categories.

## Satisfaction Ratings



## Top Industries Represented



**Ownership**  
Compyl



**HQ Location**  
Manhattan, New York




**Year Founded**  
2020



**Employees (Listed On LinkedIn)**  
37



**Company Website**  
[compyl.com](https://compyl.com)



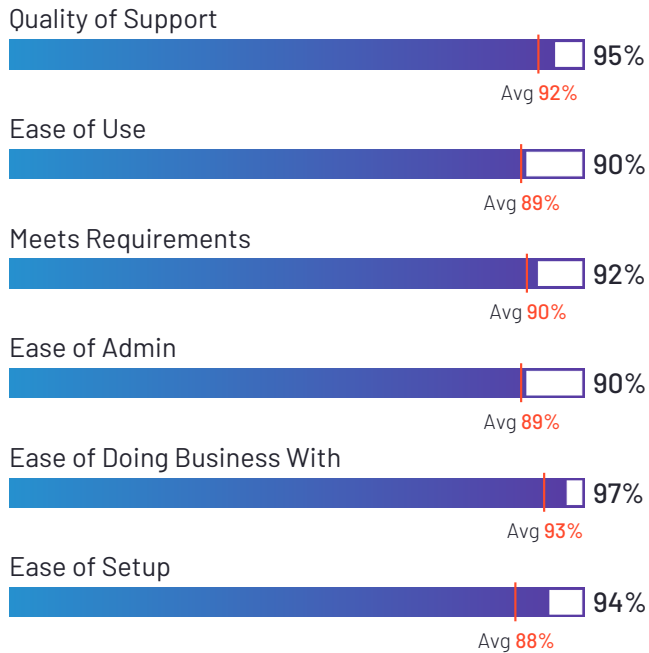
# Carbide

4.6 ★★★★★ (86)

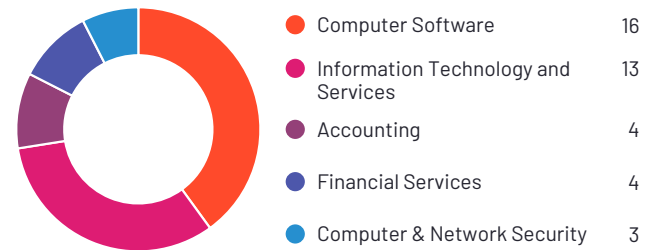


Carbide has been named a High Performer product based on having high customer Satisfaction scores and a low Market Presence compared to the rest of the category. 96% of users rated it 4 or 5 stars, 93% of users believe it is headed in the right direction, and users said they would be likely to recommend Carbide at a rate of 93%. Carbide is also in the Security Compliance, Privacy Policy Generator, Cloud Compliance, and Security Awareness Training categories.

## Satisfaction Ratings



## Top Industries Represented



**Ownership**  
Carbide



**HQ Location**  
Sydney, CA



**Year Founded**  
2016



**Employees (Listed On LinkedIn)**  
29



**Company Website**  
[carbidesecure.com](https://carbidesecure.com)



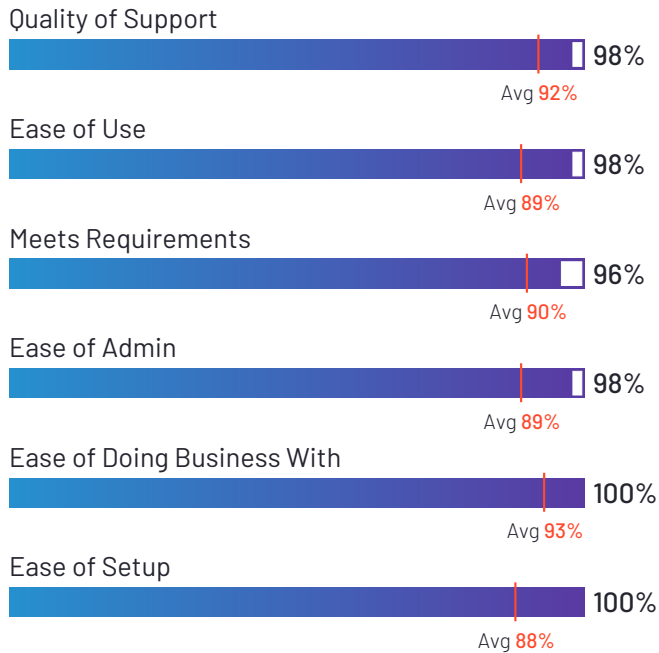
# Bites

4.8 ★★★★★ (55)




Bites has been named a High Performer product based on having high customer Satisfaction scores and a low Market Presence compared to the rest of the category. 100% of users rated it 4 or 5 stars, 92% of users believe it is headed in the right direction, and users said they would be likely to recommend Bites at a rate of 98%. Bites is also in the Microlearning Platforms, Ethics and Compliance Learning, Sales Training and Onboarding, Content Creation, and Frontline Worker Communication Platforms categories.

## Satisfaction Ratings



## Top Industries Represented



**Ownership**  
Bites



**HQ Location**  
New York, US



**Year Founded**  
2016



**Employees (Listed On LinkedIn)**  
44



**Company Website**  
[www.mybites.io](http://www.mybites.io)



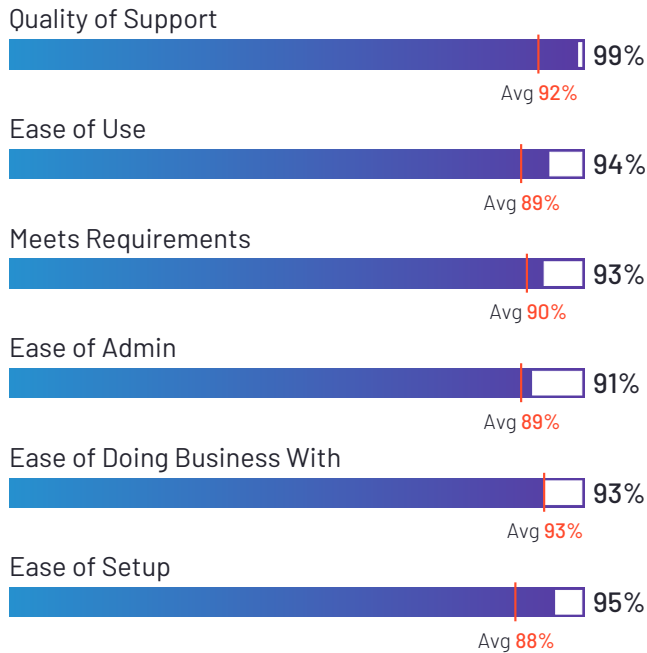
# Truzta

4.9 ★★★★★ (26)

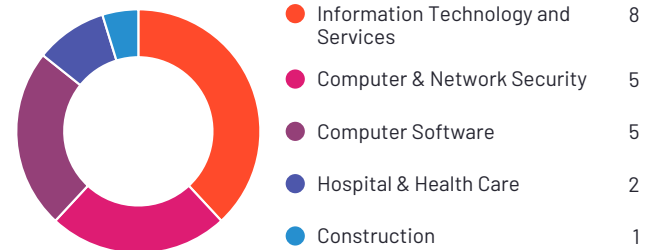


Truzta has been named a High Performer product based on having high customer Satisfaction scores and a low Market Presence compared to the rest of the category. 100% of users rated it 4 or 5 stars, 100% of users believe it is headed in the right direction, and users said they would be likely to recommend Truzta at a rate of 98%. Truzta is also in the Digital Risk Protection (DRP) Platforms, Attack Surface Management, Security Compliance, Cloud Security Posture Management (CSPM), Penetration Testing, Third Party & Supplier Risk Management, and Security Awareness Training categories.

## Satisfaction Ratings



## Top Industries Represented



**Ownership**  
Cyberheals



**HQ Location**  
London, GB



**Year Founded**  
2021



**Employees (Listed On LinkedIn)**  
33



**Company Website**  
[truzta.com](https://truzta.com)





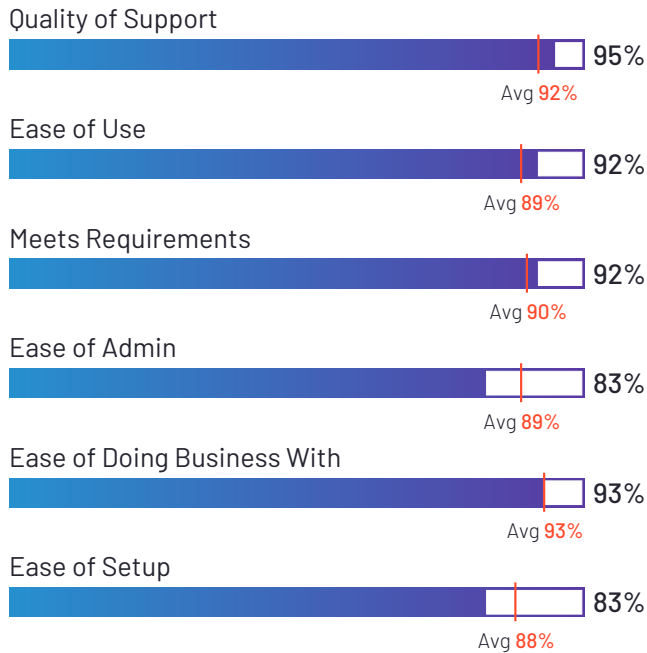
# Athennian

4.6 ★★★★★ (27)



Athennian has been named a High Performer product based on having high customer Satisfaction scores and a low Market Presence compared to the rest of the category. 96% of users rated it 4 or 5 stars, 95% of users believe it is headed in the right direction, and users said they would be likely to recommend Athennian at a rate of 92%. Athennian is also in the Entity Management category.

## Satisfaction Ratings



## Top Industries Represented



**Ownership**  
Athennian



**HQ Location**  
Calgary, Alberta



**Year Founded**  
2016



**Employees (Listed On LinkedIn)**  
77



**Company Website**  
[athennian.com](https://athennian.com)



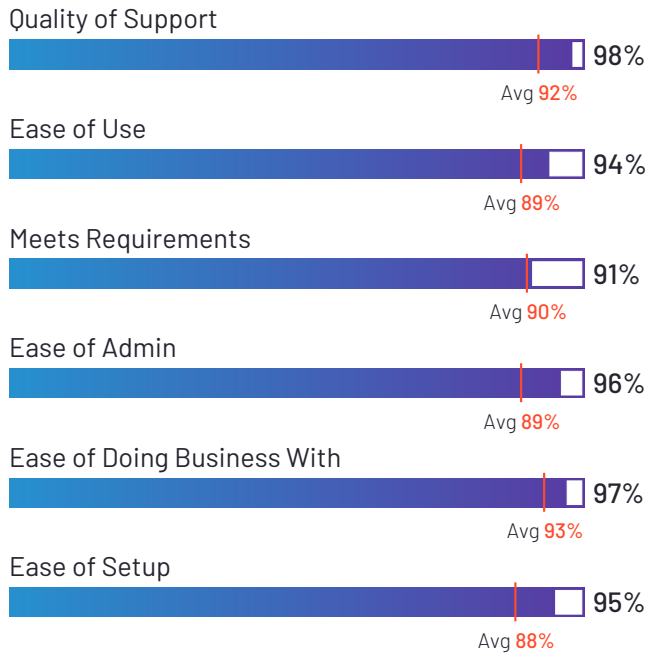
## Anecdotes

4.6 ★★★★★ (59)




Anecdotes has been named a High Performer product based on having high customer Satisfaction scores and a low Market Presence compared to the rest of the category. 98% of users rated it 4 or 5 stars, 90% of users believe it is headed in the right direction, and users said they would be likely to recommend Anecdotes at a rate of 93%. Anecdotes is also in the Cloud Compliance and Security Compliance categories.

### Satisfaction Ratings



### Top Industries Represented



**Ownership**  
Anecdotes A.I Ltd



**HQ Location**  
Palo Alto, US



**Year Founded**  
2020



**Employees (Listed On LinkedIn)**  
136



**Company Website**  
[anecdotes.ai](https://anecdotes.ai)



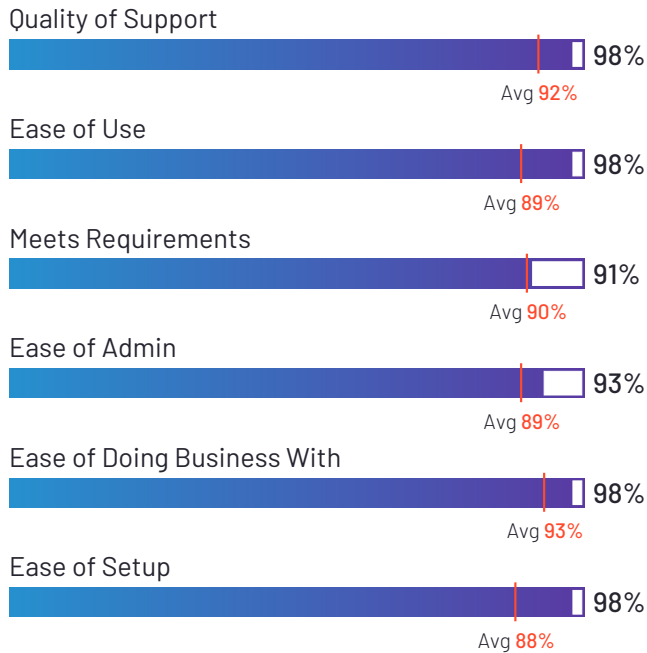
# Impero

4.8 ★★★★★ (19)

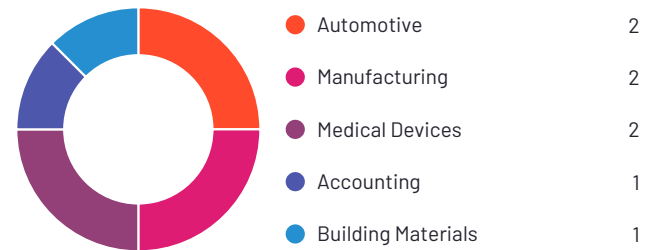


Impero has been named a High Performer product based on having high customer Satisfaction scores and a low Market Presence compared to the rest of the category. 100% of users rated it 4 or 5 stars, 100% of users believe it is headed in the right direction, and users said they would be likely to recommend Impero at a rate of 95%. Impero is also in the GRC Tools category.

## Satisfaction Ratings



## Top Industries Represented



**Ownership**  
Impero A/S



**HQ Location**  
København, DK



**Year Founded**  
2013



**Employees (Listed On LinkedIn)**  
54



**Company Website**  
[impero.com](https://impero.com)



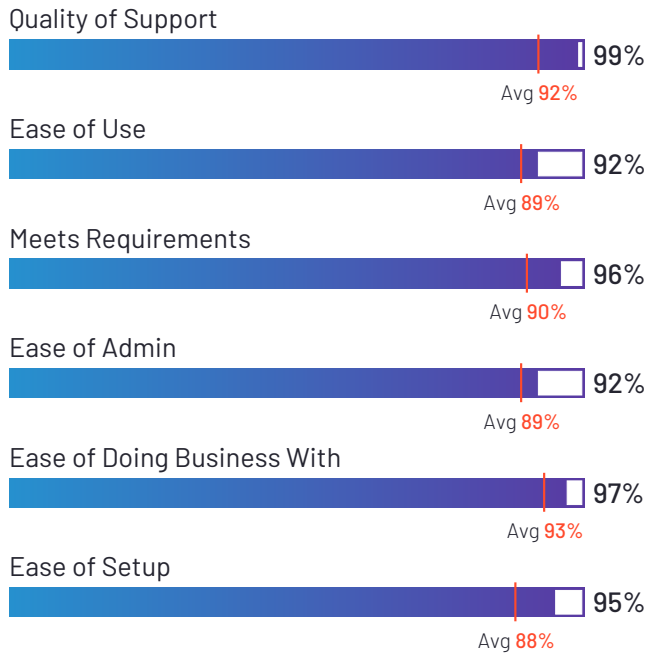
## SOCLY.io

4.8 ★★★★★ (39)



SOCLY.io has been named a High Performer product based on having high customer Satisfaction scores and a low Market Presence compared to the rest of the category. 94% of users rated it 4 or 5 stars, 100% of users believe it is headed in the right direction, and users said they would be likely to recommend SOCLY.io at a rate of 96%. SOCLY.io is also in the Security Compliance category.

### Satisfaction Ratings



### Top Industries Represented



**Ownership**  
SOCLY.io



**HQ Location**  
Milpitas, California



**Employees (Listed On LinkedIn)**  
25



**Company Website**  
[socly.io](https://socly.io)



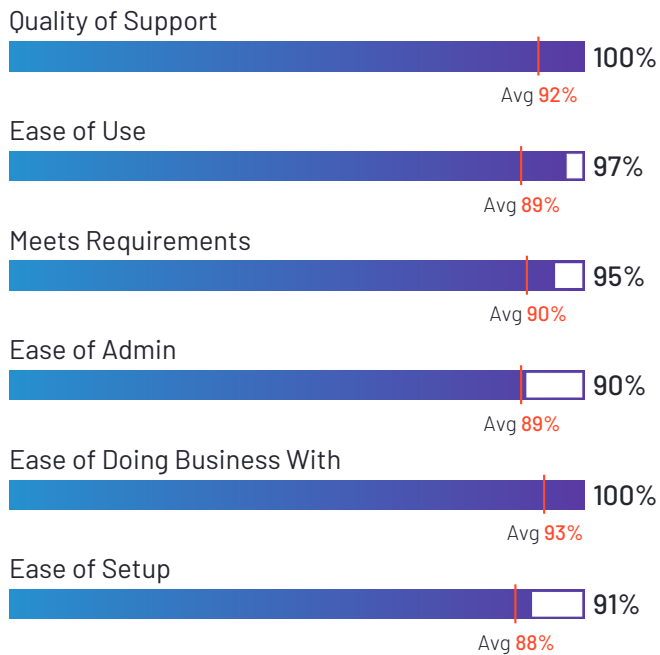
## Compliance

4.9 ★★★★★ (15)

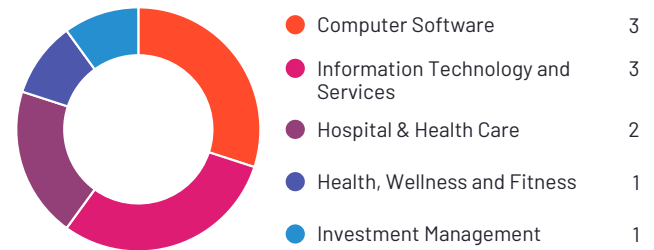


Compliance has been named a High Performer product based on having high customer Satisfaction scores and a low Market Presence compared to the rest of the category. 100% of users rated it 4 or 5 stars, 100% of users believe it is headed in the right direction, and users said they would be likely to recommend Compliance at a rate of 97%. Compliance is also in the Audit Management, Security Compliance, GRC Tools, Enterprise Risk Management (ERM), Third Party & Supplier Risk Management, IT Risk Management, and Vendor Management categories.

### Satisfaction Ratings



### Top Industries Represented



**Ownership**  
Compliance



**Employees (Listed  
On LinkedIn)**  
20



**Company Website**  
[compliance.com](https://compliance.com)



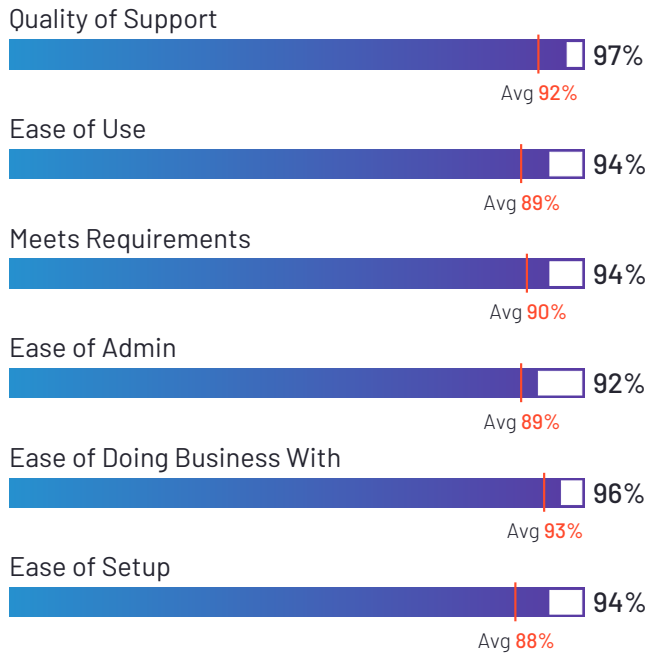
# Interfacing

4.6 ★★★★★ (53)

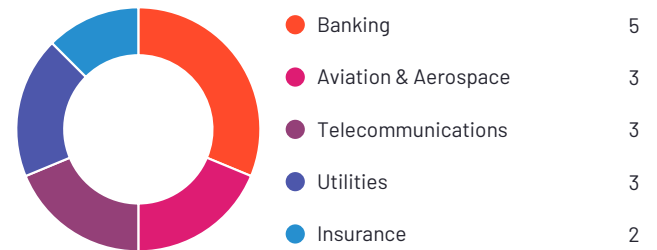


Interfacing has been named a High Performer product based on having high customer Satisfaction scores and a low Market Presence compared to the rest of the category. 100% of users rated it 4 or 5 stars, 92% of users believe it is headed in the right direction, and users said they would be likely to recommend Interfacing at a rate of 98%. Interfacing is also in the Other Process Automation, Operational Risk Management, Business Continuity Management, IT Risk Management, Audit Management, Process Mining, Quality Management (QMS), Low-Code Development Platforms, Business Process Management, Policy Management, Regulatory Change Management, and Inspection Management categories.

## Satisfaction Ratings



## Top Industries Represented



**Ownership**  
Interfacing Technologies



**HQ Location**  
Quebec, Canada



**Year Founded**  
1983



**Employees (Listed On LinkedIn)**  
68



**Company Website**  
[interfacing.com](https://interfacing.com)

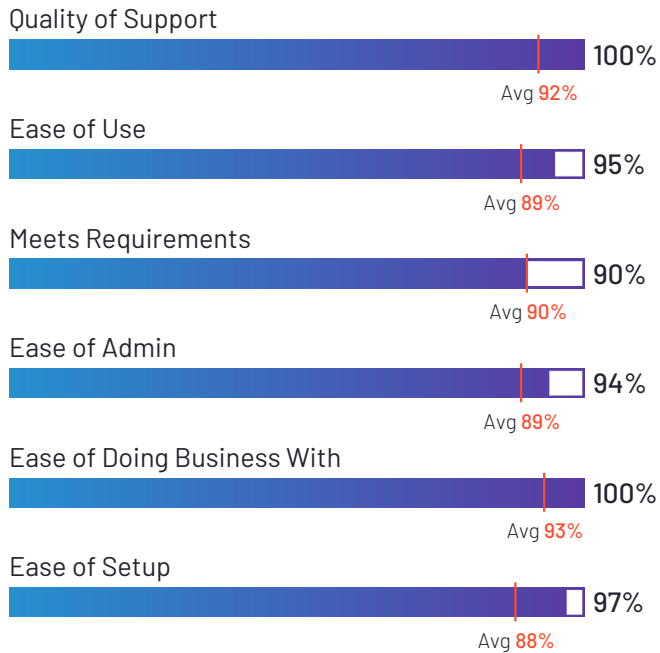


4.8 ★★★★★ (14)

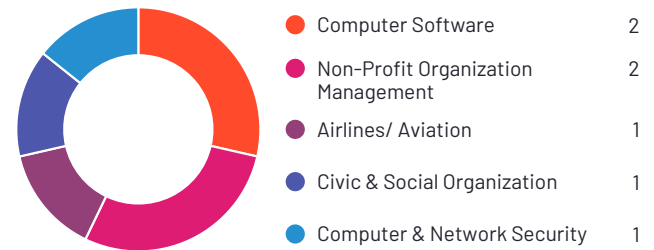


Xoralia - Sharepoint policy management software has been named a High Performer product based on having high customer Satisfaction scores and a low Market Presence compared to the rest of the category. 100% of users rated it 4 or 5 stars, 100% of users believe it is headed in the right direction, and users said they would be likely to recommend Xoralia - Sharepoint policy management software at a rate of 96%. Xoralia - Sharepoint policy management software is also in the Policy Management category.

## Satisfaction Ratings



## Top Industries Represented



**Ownership**  
Xoralia



**HQ Location**  
London, GB



**Year Founded**  
2005



**Employees (Listed On LinkedIn)**  
27



**Company Website**  
[xoralia.com](https://xoralia.com)



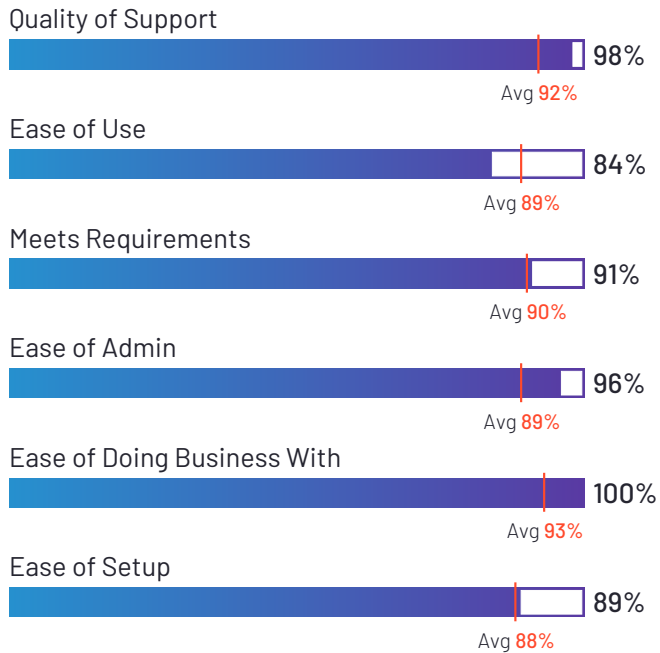
# Sardine

4.9 ★★★★★ (24)




Sardine has been named a High Performer product based on having high customer Satisfaction scores and a low Market Presence compared to the rest of the category. 100% of users rated it 4 or 5 stars, 100% of users believe it is headed in the right direction, and users said they would be likely to recommend Sardine at a rate of 97%. Sardine is also in the Biometric Authentication, Fraud Detection, Anti-Money Laundering (AML), E-commerce Fraud Protection, Risk-Based Authentication (RBA), and Identity Verification categories.

## Satisfaction Ratings



## Top Industries Represented



**Ownership**  
Sardine



**HQ Location**  
San Francisco, US



**Year Founded**  
2020



**Employees (Listed On LinkedIn)**  
199



**Company Website**  
[sardine.ai](https://sardine.ai)





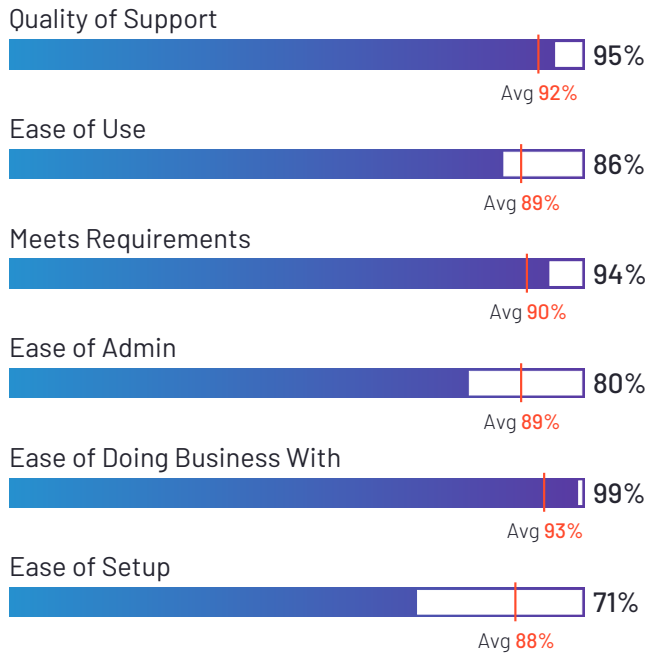
## apexanalytix

4.6 ★★★★★ (43)

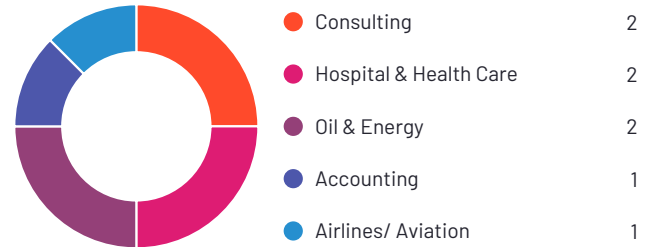


apexanalytix has been named a High Performer product based on having high customer Satisfaction scores and a low Market Presence compared to the rest of the category. 100% of users rated it 4 or 5 stars, 100% of users believe it is headed in the right direction, and users said they would be likely to recommend apexanalytix at a rate of 94%. apexanalytix is also in the Accounts Payable (AP) and Spend Analysis, Procure to Pay, Supplier Relationship Management (SRM), Operational Risk Management, AP Automation, Third Party & Supplier Risk Management, and Financial Audit categories.

## Satisfaction Ratings



## Top Industries Represented



**Ownership**  
apexanalytix



**HQ Location**  
Greensboro, US



**Year Founded**  
1988



**Employees (Listed On LinkedIn)**  
474



**Company Website**  
[apexanalytix.com](https://apexanalytix.com)



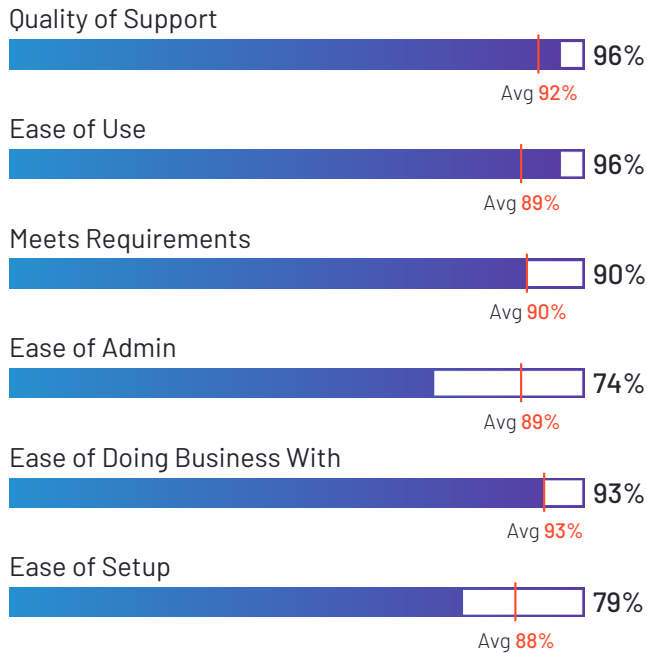
## PassFort Lifecycle

4.8 ★★★★★ (17)




PassFort Lifecycle has been named a High Performer product based on having high customer Satisfaction scores and a low Market Presence compared to the rest of the category. 100% of users rated it 4 or 5 stars, 100% of users believe it is headed in the right direction, and users said they would be likely to recommend PassFort Lifecycle at a rate of 97%. PassFort Lifecycle is also in the Anti-Money Laundering (AML) and Digital Customer Onboarding categories.

### Satisfaction Ratings



### Top Industries Represented



**Ownership**  
Moody's



**HQ Location**  
New York, NY



**Employees (Listed  
On LinkedIn)**  
11,861



**Company Website**  
[www.moody's.com](http://www.moody's.com)



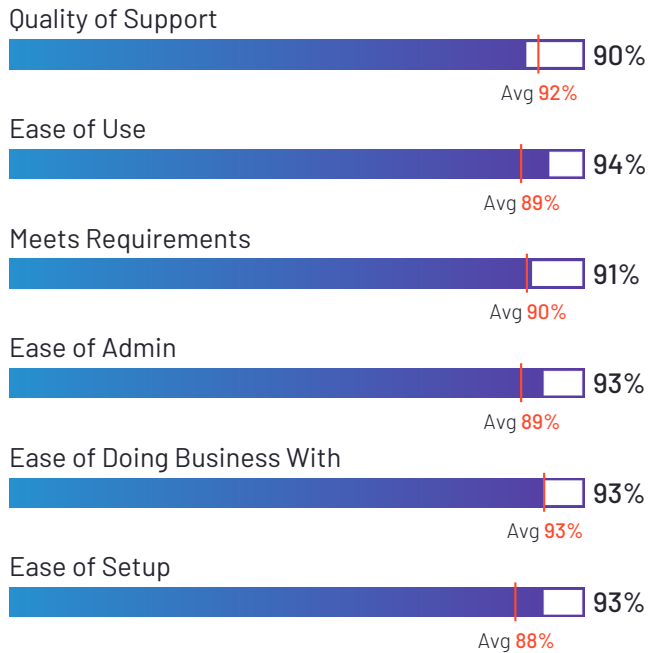
## iHasco e-learning

4.3 ★★★★★ (199)



iHasco e-learning has been named a High Performer product based on having high customer Satisfaction scores and a low Market Presence compared to the rest of the category. 90% of users rated it 4 or 5 stars, 70% of users believe it is headed in the right direction, and users said they would be likely to recommend iHasco e-learning at a rate of 85%. iHasco e-learning is also in the Ethics and Compliance Learning category.

### Satisfaction Ratings



### Top Industries Represented



**Ownership**  
iHASCO eLearning



**HQ Location**  
Bracknell, Berkshire



**Year Founded**  
2008



**Employees (Listed On LinkedIn)**  
172



**Company Website**  
[ihasco.co.uk](https://ihasco.co.uk)



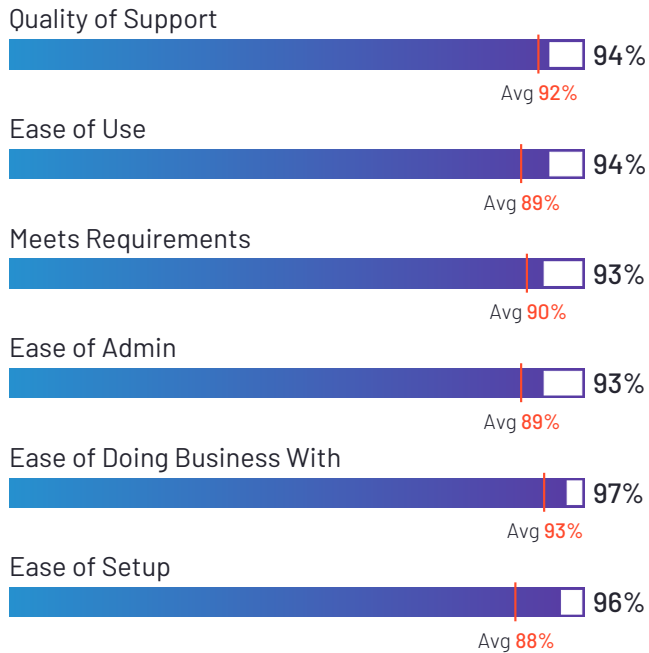
## DigitalChalk LMS

4.7 ★★★★★ (41)




DigitalChalk LMS has been named a High Performer product based on having high customer Satisfaction scores and a low Market Presence compared to the rest of the category. 94% of users rated it 4 or 5 stars, 93% of users believe it is headed in the right direction, and users said they would be likely to recommend DigitalChalk LMS at a rate of 92%. DigitalChalk LMS is also in the Ethics and Compliance Learning, Corporate Learning Management Systems, and Customer Education categories.

### Satisfaction Ratings



### Top Industries Represented



**Ownership**  
Digital Chalk



**HQ Location**  
Asheville, North  
Carolina



**Year Founded**  
2006



**Employees (Listed  
On LinkedIn)**  
33



**Company Website**  
[digitalchalk.uk](https://digitalchalk.uk)

trustero

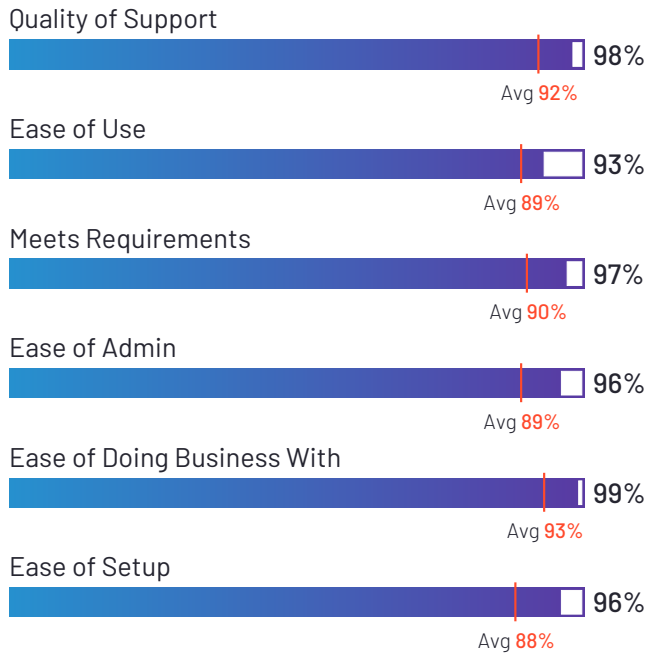
## Trustero

4.9 ★★★★★ (29)



Trustero has been named a High Performer product based on having high customer Satisfaction scores and a low Market Presence compared to the rest of the category. 100% of users rated it 4 or 5 stars, 100% of users believe it is headed in the right direction, and users said they would be likely to recommend Trustero at a rate of 98%. Trustero is also in the Cloud Compliance and Security Compliance categories.

## Satisfaction Ratings



## Top Industries Represented



**Ownership**  
Trustero



**HQ Location**  
Palo Alto, US



**Year Founded**  
2020



**Employees (Listed On LinkedIn)**  
22



**Company Website**  
[trustero.com](https://trustero.com)



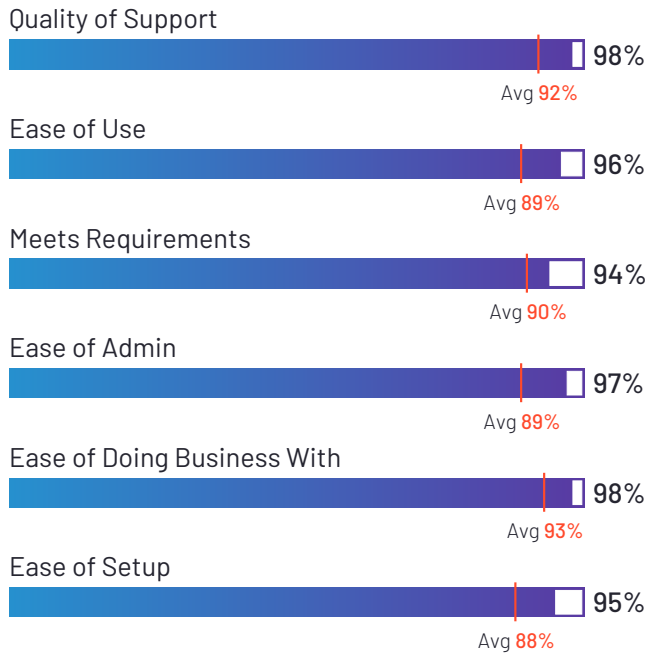
# Aclaimant

4.9 ★★★★★ (31)

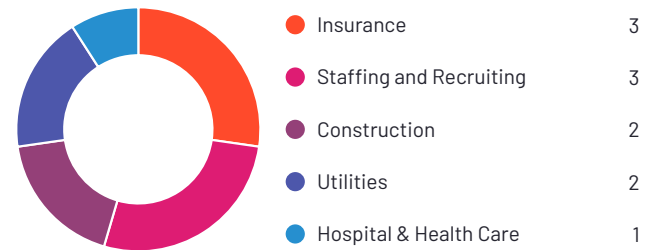


Aclaimant has been named a High Performer product based on having high customer Satisfaction scores and a low Market Presence compared to the rest of the category. 100% of users rated it 4 or 5 stars, 100% of users believe it is headed in the right direction, and users said they would be likely to recommend Aclaimant at a rate of 97%. Aclaimant is also in the Procore App Marketplace Partners, Operational Risk Management, Environmental Health and Safety, Insurance Claims Management, and Occupational Health and Safety (OHS) categories.

## Satisfaction Ratings



## Top Industries Represented



**Ownership**  
Aclaimant



**HQ Location**  
Chicago, IL



**Year Founded**  
2013



**Employees (Listed On LinkedIn)**  
43



**Company Website**  
[aclaimant.com](https://aclaimant.com)



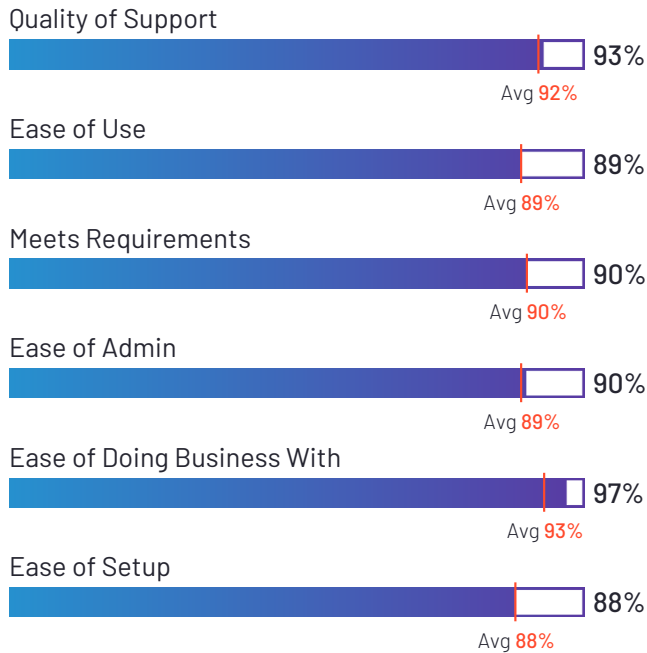
## VComply

4.6 ★★★★★ (51)



VComply has been named a High Performer product based on having high customer Satisfaction scores and a low Market Presence compared to the rest of the category. 98% of users rated it 4 or 5 stars, 93% of users believe it is headed in the right direction, and users said they would be likely to recommend VComply at a rate of 92%. VComply is also in the Enterprise Risk Management (ERM), Policy Management, Regulatory Change Management, Audit Management, and Operational Risk Management categories.

### Satisfaction Ratings



### Top Industries Represented



**Ownership**  
VComply



**HQ Location**  
Sunnyvale, California



**Year Founded**  
2019



**Employees (Listed On LinkedIn)**  
49



**Company Website**  
[v-comply.com](https://v-comply.com)



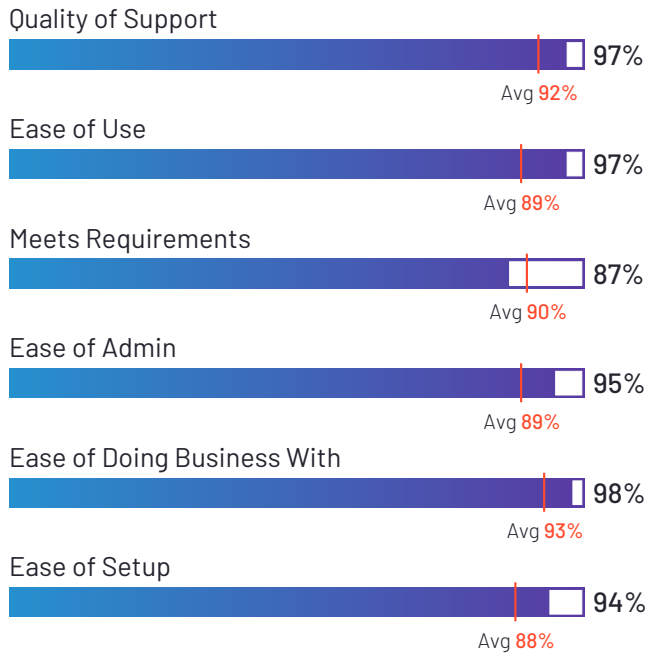
# MobieTrain

4.5 ★★★★★ (105)



MobieTrain has been named a High Performer product based on having high customer Satisfaction scores and a low Market Presence compared to the rest of the category. 97% of users rated it 4 or 5 stars, 90% of users believe it is headed in the right direction, and users said they would be likely to recommend MobieTrain at a rate of 93%. MobieTrain is also in the Microlearning Platforms, Ethics and Compliance Learning, Sales Training and Onboarding, Corporate Learning Management Systems, Course Authoring, and SAP Store categories.

## Satisfaction Ratings



## Top Industries Represented



**Ownership**  
MobieTrain



**HQ Location**  
Genk, Flemish Region



**Year Founded**  
2015



**Employees (Listed On LinkedIn)**  
51



**Company Website**  
[mobietrain.com](https://mobietrain.com)





## PULSE

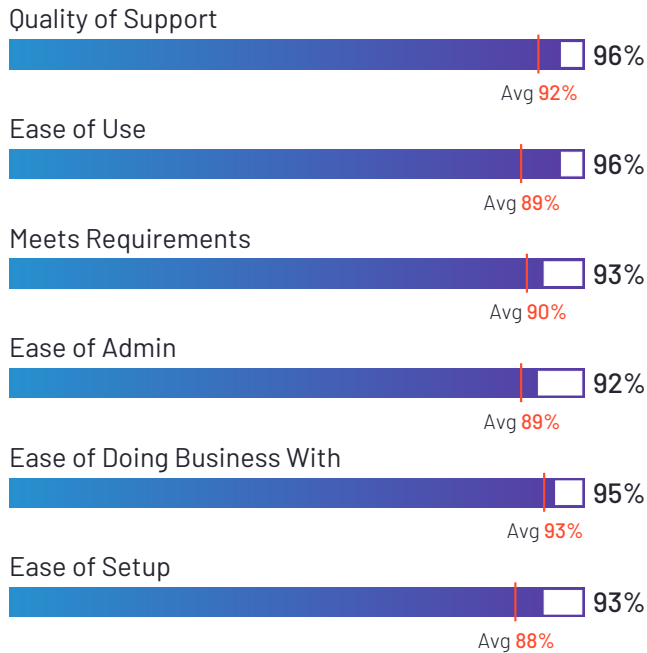
The Heartbeat of Your Business

4.7 ★★★★★ (97)



Pulse has been named a High Performer product based on having high customer Satisfaction scores and a low Market Presence compared to the rest of the category. 99% of users rated it 4 or 5 stars, 88% of users believe it is headed in the right direction, and users said they would be likely to recommend Pulse at a rate of 94%. Pulse is also in the Operational Risk Management and Mobile Forms Automation categories.

### Satisfaction Ratings



### Top Industries Represented



#### Ownership

Pulse Business Solutions



#### HQ Location

Lewes, US



#### Year Founded

2020



#### Employees (Listed On LinkedIn)

21



#### Company Website

[pulsepro.ai](https://pulsepro.ai)



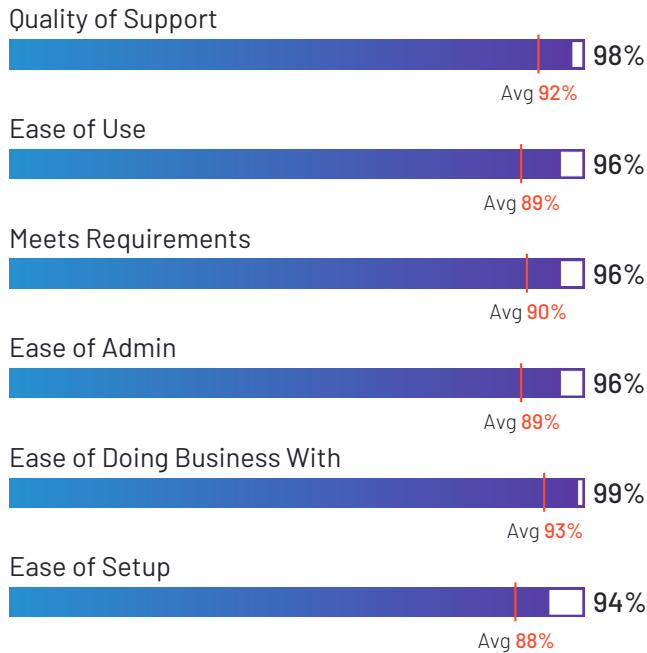
## ESSENTIAL ERM

4.8 ★★★★★ (37)

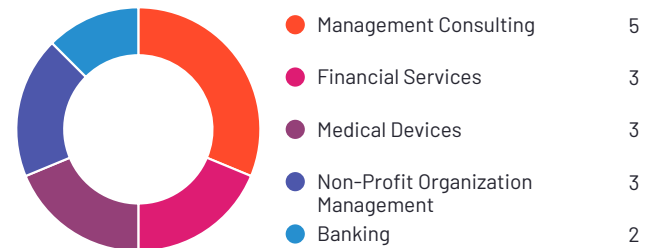


Essential ERM has been named a High Performer product based on having high customer Satisfaction scores and a low Market Presence compared to the rest of the category. 100% of users rated it 4 or 5 stars, 100% of users believe it is headed in the right direction, and users said they would be likely to recommend Essential ERM at a rate of 97%. Essential ERM is also in the Enterprise Risk Management (ERM), Investigation Management, Regulatory Change Management, and Environmental, Social, and Governance (ESG) Reporting categories.

### Satisfaction Ratings



### Top Industries Represented



#### Ownership

Tracker Networks Inc.



#### HQ Location

Toronto, Ontario



#### Year Founded

2018



#### Employees (Listed On LinkedIn)

9



#### Company Website

[trackernetworks.com](https://trackernetworks.com)



Trulioo

4.4 ★★★★★ (40)



Trulioo has been named a High Performer product based on having high customer Satisfaction scores and a low Market Presence compared to the rest of the category. 93% of users rated it 4 or 5 stars, 83% of users believe it is headed in the right direction, and users said they would be likely to recommend Trulioo at a rate of 87%. Trulioo is also in the Anti-Money Laundering (AML), E-commerce Fraud Protection, and Identity Verification categories.

## Satisfaction Ratings

### Quality of Support



### Ease of Use



### Meets Requirements



### Ease of Admin



### Ease of Doing Business With



### Ease of Setup



## Top Industries Represented



**Ownership**  
Trulioo



**HQ Location**  
Vancouver, British Columbia



**Year Founded**  
2011



**Employees (Listed On LinkedIn)**  
377



**Company Website**  
[trulioo.com](https://trulioo.com)



TrustCloud

## TrustCloud®

4.6 ★★★★★ (44)



TrustCloud® has been named a High Performer product based on having high customer Satisfaction scores and a low Market Presence compared to the rest of the category. 100% of users rated it 4 or 5 stars, 100% of users believe it is headed in the right direction, and users said they would be likely to recommend TrustCloud® at a rate of 95%. TrustCloud® is also in the Vendor Security and Privacy Assessment, Cloud Compliance, and Security Compliance categories.

## Satisfaction Ratings

## Quality of Support



## Ease of Use



## Meets Requirements



## Ease of Admin



## Ease of Doing Business With



## Ease of Setup



## Top Industries Represented



**Ownership**  
TrustCloud®



**HQ Location**  
Boston, US



**Employees (Listed  
On LinkedIn)**  
65



**Company Website**  
[trustcloud.ai](https://trustcloud.ai)

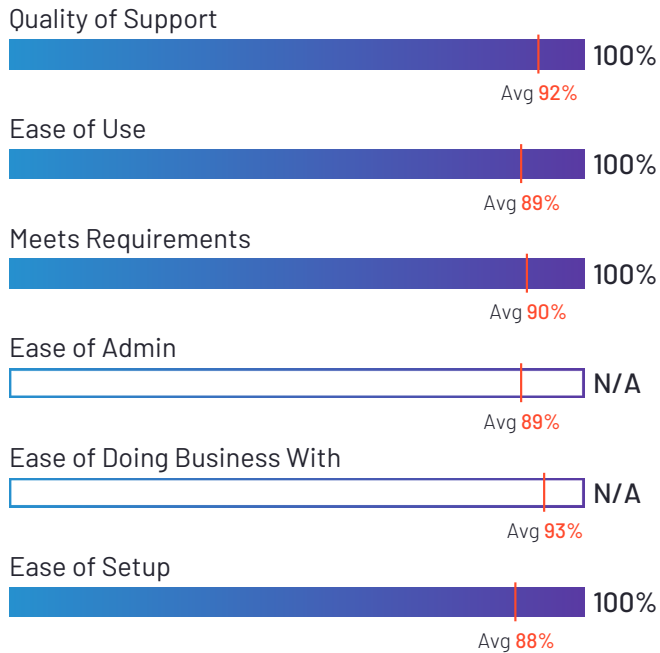


5.0 ★★★★★ (13)

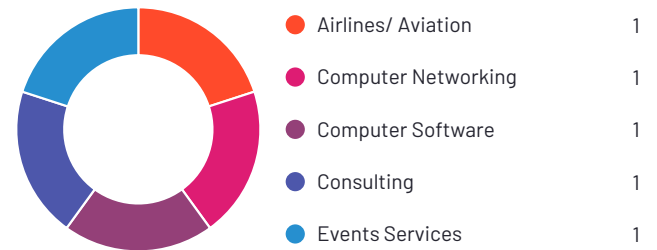


Risk Cognizance GRC Platform has been named a High Performer product based on having high customer Satisfaction scores and a low Market Presence compared to the rest of the category. 100% of users rated it 4 or 5 stars, 100% of users believe it is headed in the right direction, and users said they would be likely to recommend Risk Cognizance GRC Platform at a rate of 100%. Risk Cognizance GRC Platform is also in the Security Compliance category.

## Satisfaction Ratings



## Top Industries Represented



\*N/A is displayed when fewer than five responses were received for the question.



**Ownership**  
Risk Cognizance



**HQ Location**  
New York, US



**Year Founded**  
2023



**Employees (Listed On LinkedIn)**  
14



**Company Website**  
[riskcognizance.com](https://riskcognizance.com)



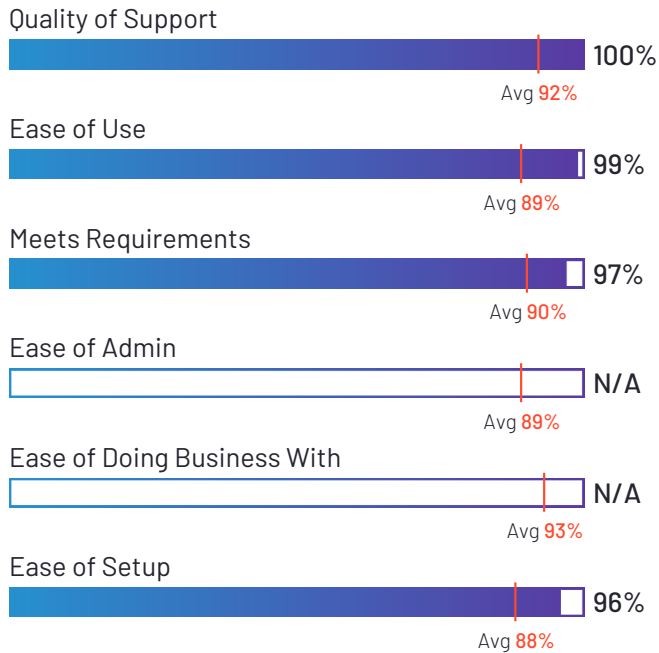
## StepChange

4.8 ★★★★★ (12)

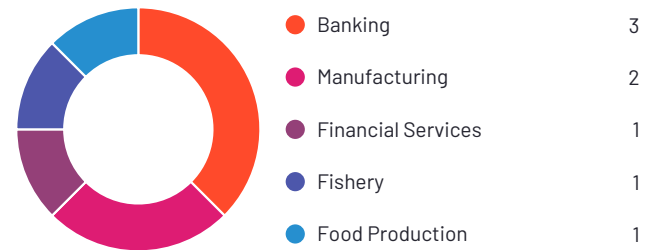


StepChange has been named a High Performer product based on having high customer Satisfaction scores and a low Market Presence compared to the rest of the category. 100% of users rated it 4 or 5 stars, 100% of users believe it is headed in the right direction, and users said they would be likely to recommend StepChange at a rate of 97%. StepChange is also in the Environmental, Social, and Governance (ESG) Reporting, Sustainability Management, Disclosure Management, and Carbon Accounting categories.

### Satisfaction Ratings



### Top Industries Represented



\*N/A is displayed when fewer than five responses were received for the question.



**Ownership**  
StepChange



**HQ Location**  
Bengaluru, IN



**Year Founded**  
2022



**Employees (Listed On LinkedIn)**  
68



**Company Website**  
[stepchange.earth](https://stepchange.earth)



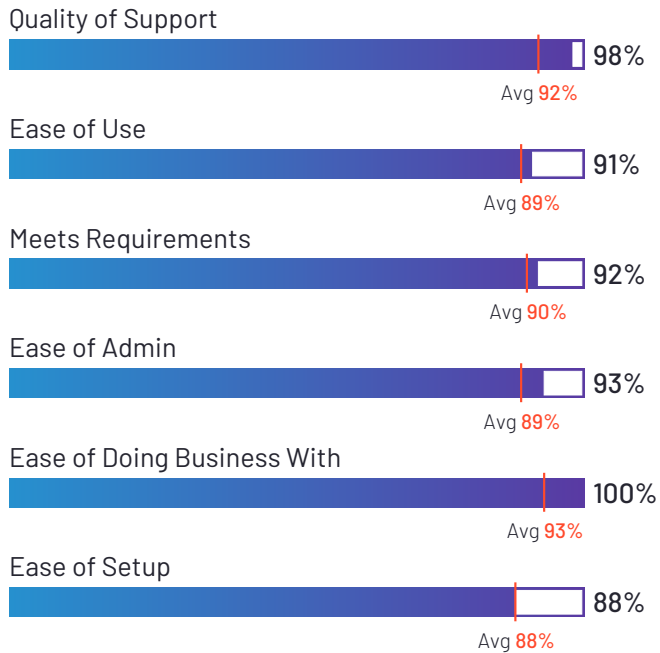
# Fides

4.8 ★★★★★ (12)




Fides has been named a High Performer product based on having high customer Satisfaction scores and a low Market Presence compared to the rest of the category. 100% of users rated it 4 or 5 stars, 100% of users believe it is headed in the right direction, and users said they would be likely to recommend Fides at a rate of 96%. Fides is also in the Entity Management, Board Management, and Document Management categories.

## Satisfaction Ratings



## Top Industries Represented



### Ownership

Fides Technology



### HQ Location

Munich, DE



### Year Founded

2021



### Employees (Listed On LinkedIn)

32



### Company Website

[fides.technology](https://fides.technology)



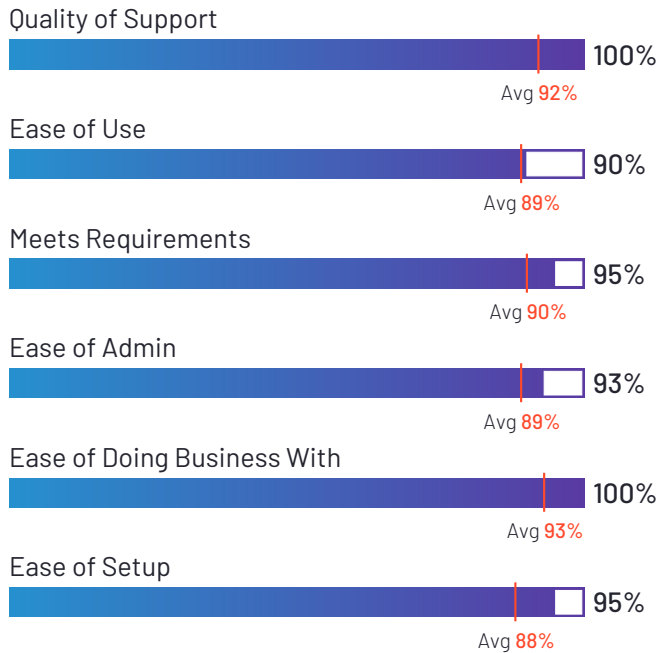
## Rival Data Security

5.0 ★★★★★ (10)




Rival Data Security has been named a High Performer product based on having high customer Satisfaction scores and a low Market Presence compared to the rest of the category. 100% of users rated it 4 or 5 stars, 100% of users believe it is headed in the right direction, and users said they would be likely to recommend Rival Data Security at a rate of 99%. Rival Data Security is also in the Security Compliance, Vendor Security and Privacy Assessment, Risk-Based Vulnerability Management, IT Risk Management, Audit Management, Operational Risk Management, Policy Management, and Regulatory Change Management categories.

### Satisfaction Ratings



### Top Industries Represented



#### Ownership

Rival Data Security



#### HQ Location

West Lafayette,  
Indiana



#### Year Founded

2010



#### Employees (Listed On LinkedIn)

25



#### Company Website

[rivalsecurity.com](https://rivalsecurity.com)





SimpleRisk

4.5 ★★★★★ (13)



SimpleRisk has been named a High Performer product based on having high customer Satisfaction scores and a low Market Presence compared to the rest of the category. 91% of users rated it 4 or 5 stars, 100% of users believe it is headed in the right direction, and users said they would be likely to recommend SimpleRisk at a rate of 89%. SimpleRisk is also in the Regulatory Change Management, Enterprise Risk Management (ERM), and Incident Management categories.

## Satisfaction Ratings

### Quality of Support



### Ease of Use



### Meets Requirements



### Ease of Admin



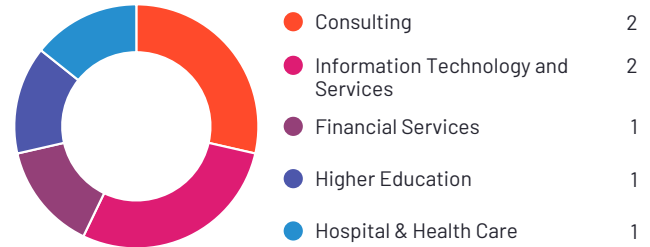
### Ease of Doing Business With



### Ease of Setup



## Top Industries Represented



**Ownership**  
SimpleRisk



**HQ Location**  
Texas 78681, US



**Year Founded**  
2013



**Employees (Listed On LinkedIn)**  
8



**Company Website**  
[simplerisk.com](https://simplerisk.com)



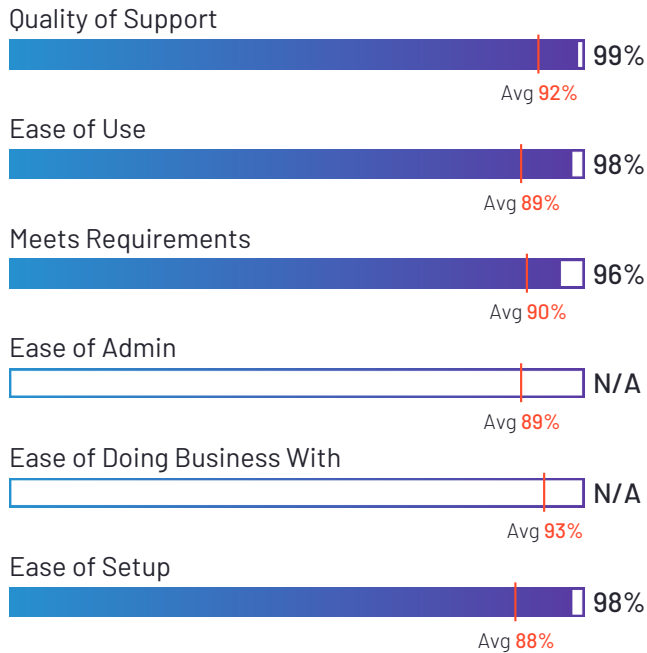
## Nossa Data

4.8 ★★★★★ (20)

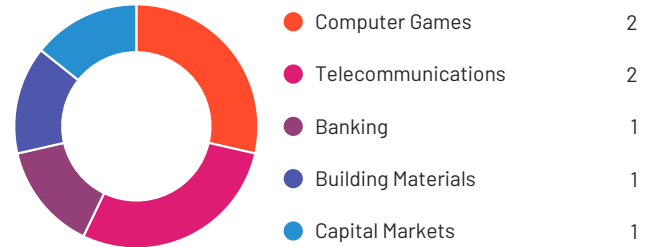


Nossa Data has been named a High Performer product based on having high customer Satisfaction scores and a low Market Presence compared to the rest of the category. 100% of users rated it 4 or 5 stars, 100% of users believe it is headed in the right direction, and users said they would be likely to recommend Nossa Data at a rate of 97%. Nossa Data is also in the Environmental, Social, and Governance (ESG) Reporting and Disclosure Management categories.

### Satisfaction Ratings



### Top Industries Represented



\*N/A is displayed when fewer than five responses were received for the question.



**Ownership**  
Nossa Data



**HQ Location**  
London, GB



**Year Founded**  
2020



**Employees (Listed On LinkedIn)**  
13



**Company Website**  
[nossadata.com](https://nossadata.com)



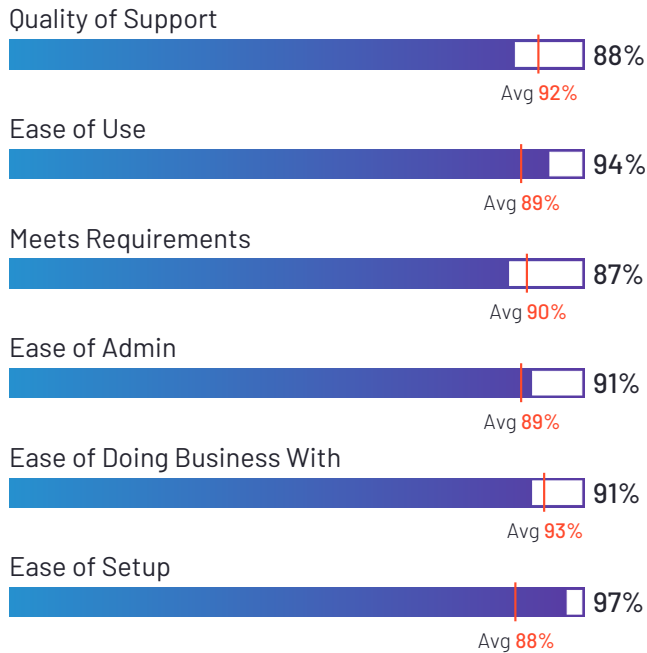
# LeapXpert

4.3 ★★★★★ (14)



LeapXpert has been named a High Performer product based on having high customer Satisfaction scores and a low Market Presence compared to the rest of the category. 93% of users rated it 4 or 5 stars, 88% of users believe it is headed in the right direction, and users said they would be likely to recommend LeapXpert at a rate of 86%. LeapXpert is also in the Digital Communications Governance category.

## Satisfaction Ratings



## Top Industries Represented



**Ownership**  
LeapXpert



**HQ Location**  
New York, US



**Year Founded**  
2017



**Employees (Listed On LinkedIn)**  
144



**Company Website**  
[leap.expert](https://leap.expert)

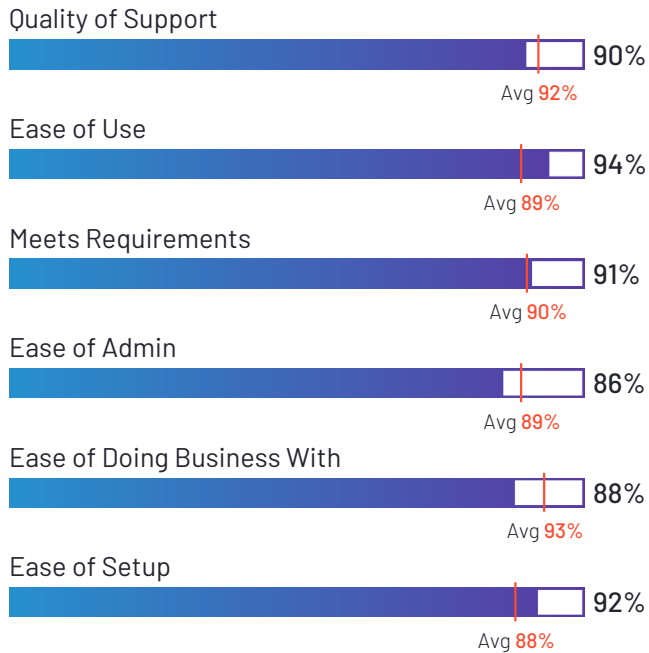
SAFE GUARD ✓ PRIVACY.

4.5 ★★★★★ (38)




SafeGuard Privacy has been named a High Performer product based on having high customer Satisfaction scores and a low Market Presence compared to the rest of the category. 100% of users rated it 4 or 5 stars, 93% of users believe it is headed in the right direction, and users said they would be likely to recommend SafeGuard Privacy at a rate of 90%. SafeGuard Privacy is also in the Security Compliance, Vendor Security and Privacy Assessment, Privacy Policy Generator, and Privacy Impact Assessment (PIA) categories.

## Satisfaction Ratings



## Top Industries Represented



**Ownership**  
SafeGuard Privacy



**HQ Location**  
New York, US



**Year Founded**  
2018



**Employees (Listed On LinkedIn)**  
23



**Company Website**  
[safeguardprivacy.com](https://safeguardprivacy.com)



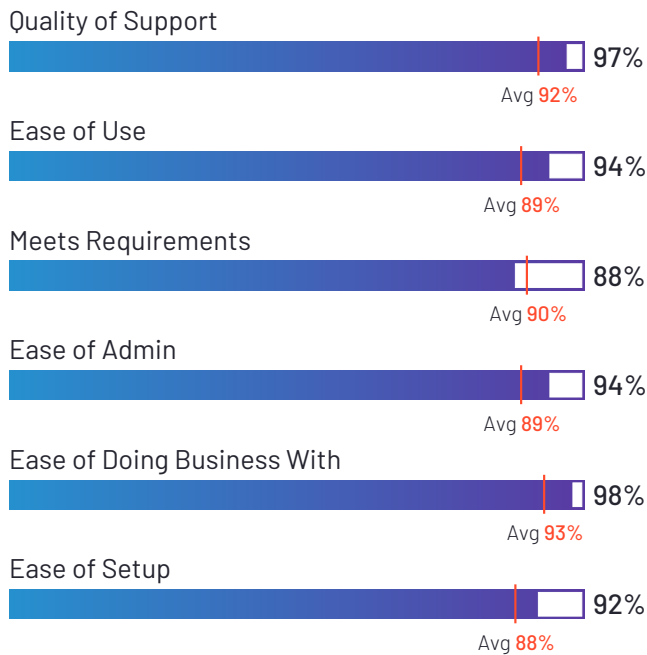
## fullCircle GRC

4.7 ★★★★★ (15)

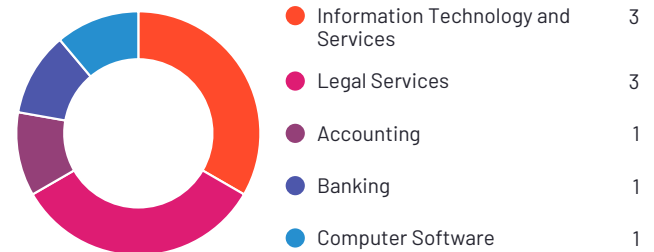


fullCircle GRC has been named a High Performer product based on having high customer Satisfaction scores and a low Market Presence compared to the rest of the category. 100% of users rated it 4 or 5 stars, 93% of users believe it is headed in the right direction, and users said they would be likely to recommend fullCircle GRC at a rate of 94%. fullCircle GRC is also in the Security Compliance, Enterprise Risk Management (ERM), Policy Management, Operational Risk Management, IT Risk Management, Regulatory Change Management, and Audit Management categories.

### Satisfaction Ratings



### Top Industries Represented



**Ownership**  
Risk3sixty



**HQ Location**  
Atlanta, US



**Year Founded**  
2016



**Employees (Listed On LinkedIn)**  
56



**Company Website**  
[risk3sixty.com](https://risk3sixty.com)



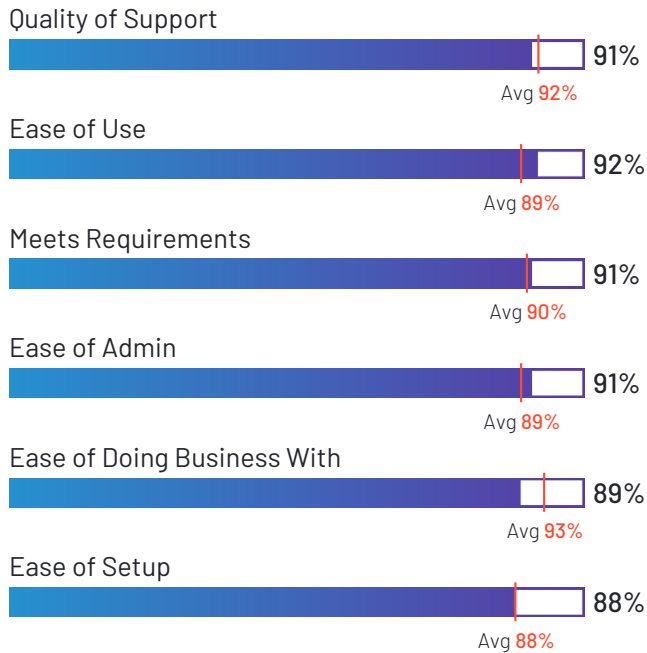
# Lucanet

4.8 ★★★★★ (58)




Lucanet has been named a High Performer product based on having high customer Satisfaction scores and a low Market Presence compared to the rest of the category. 100% of users rated it 4 or 5 stars, 94% of users believe it is headed in the right direction, and users said they would be likely to recommend Lucanet at a rate of 98%. Lucanet is also in the Budgeting and Forecasting, Disclosure Management, Financial Close, and FP&A (Financial Planning & Analysis) categories.

## Satisfaction Ratings



## Top Industries Represented



**Ownership**  
Lucanet AG



**HQ Location**  
Berlin, Germany



**Year Founded**  
1999



**Employees (Listed On LinkedIn)**  
851



**Company Website**  
[lucanet.com](https://lucanet.com)



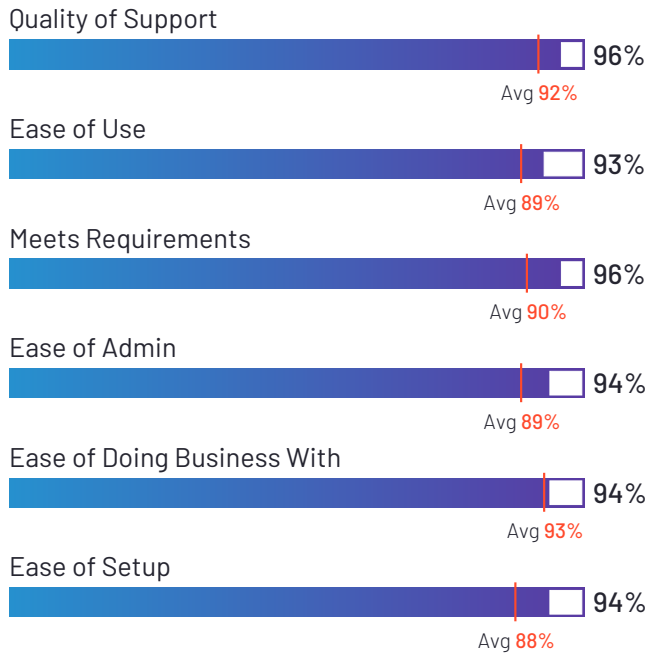
# Filejet

4.6 ★★★★★ (10)



Filejet has been named a High Performer product based on having high customer Satisfaction scores and a low Market Presence compared to the rest of the category. 100% of users rated it 4 or 5 stars, 100% of users believe it is headed in the right direction, and users said they would be likely to recommend Filejet at a rate of 91%. Filejet is also in the Entity Management category.

## Satisfaction Ratings



## Top Industries Represented



**Ownership**  
Filejet



**HQ Location**  
Newport Beach, US



**Year Founded**  
2018



**Employees (Listed On LinkedIn)**  
16



**Company Website**  
[filejet.com](https://filejet.com)



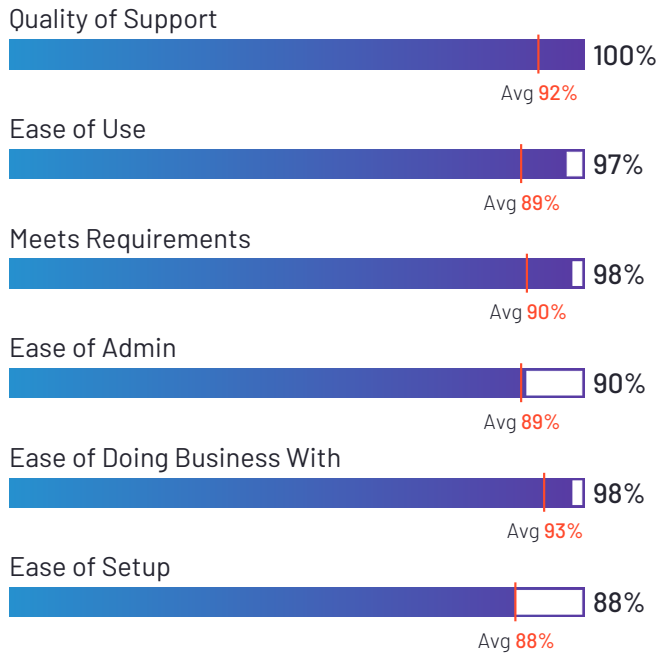
# C1Risk

4.7 ★★★★★ (14)

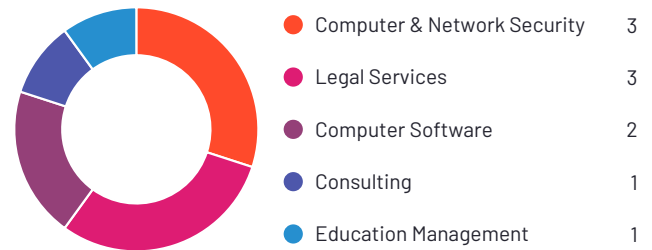


C1Risk has been named a High Performer product based on having high customer Satisfaction scores and a low Market Presence compared to the rest of the category. 100% of users rated it 4 or 5 stars, 89% of users believe it is headed in the right direction, and users said they would be likely to recommend C1Risk at a rate of 94%. C1Risk is also in the Enterprise Risk Management (ERM), Business Continuity Management, and Policy Management categories.

## Satisfaction Ratings



## Top Industries Represented



**Ownership**  
C1Risk



**HQ Location**  
San Francisco, CA



**Year Founded**  
2015



**Employees (Listed On LinkedIn)**  
10



**Company Website**  
[www.c1risk.com](http://www.c1risk.com)





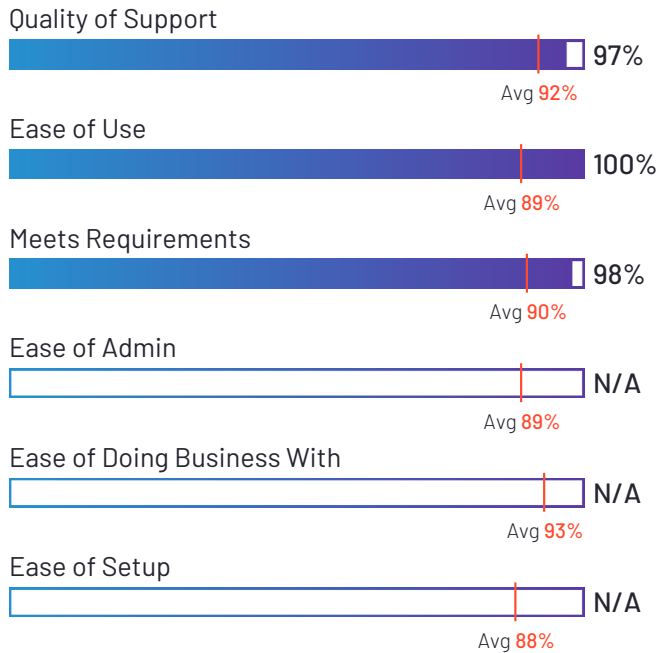
## Analytica

4.8 ★★★★★ (34)

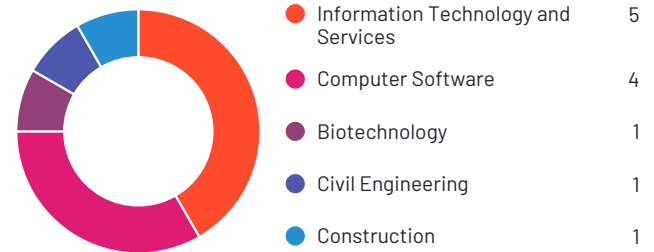


Analytica has been named a High Performer product based on having high customer Satisfaction scores and a low Market Presence compared to the rest of the category. 100% of users rated it 4 or 5 stars, 100% of users believe it is headed in the right direction, and users said they would be likely to recommend Analytica at a rate of 96%. Analytica is also in the Operational Risk Management, Spreadsheets, Predictive Analytics, and Business Process Simulation categories.

### Satisfaction Ratings



### Top Industries Represented



\*N/A is displayed when fewer than five responses were received for the question.



#### Ownership

Lumina Decision Systems



#### HQ Location

Campbell, CA



#### Year Founded

1991



#### Employees (Listed On LinkedIn)

13



#### Company Website

[www.lumina.com](http://www.lumina.com)



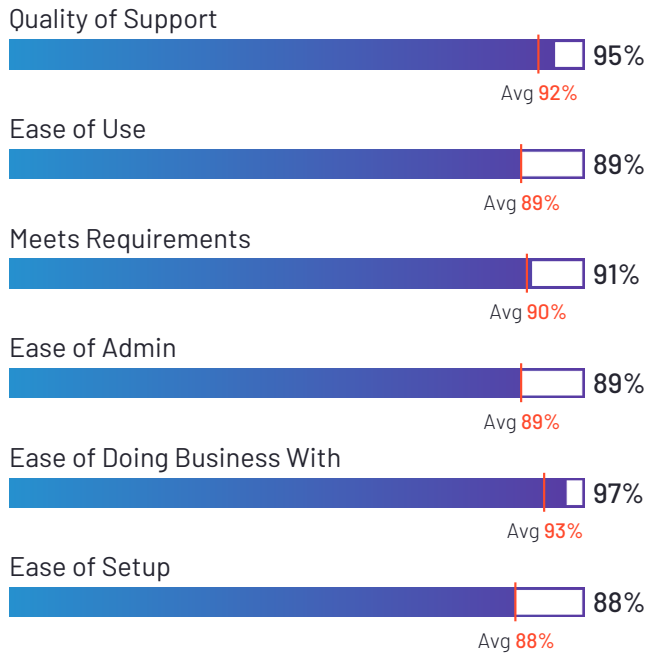
## StandardFusion

4.6 ★★★★★ (50)




StandardFusion has been named a High Performer product based on having high customer Satisfaction scores and a low Market Presence compared to the rest of the category. 100% of users rated it 4 or 5 stars, 95% of users believe it is headed in the right direction, and users said they would be likely to recommend StandardFusion at a rate of 93%. StandardFusion is also in the Enterprise Risk Management (ERM), Policy Management, IT Risk Management, Audit Management, and Security Compliance categories.

### Satisfaction Ratings



### Top Industries Represented



#### Ownership

StandardFusion



#### HQ Location

Vancouver, British Columbia



#### Year Founded

2016



#### Employees (Listed On LinkedIn)

40



#### Company Website

[standardfusion.com](https://standardfusion.com)



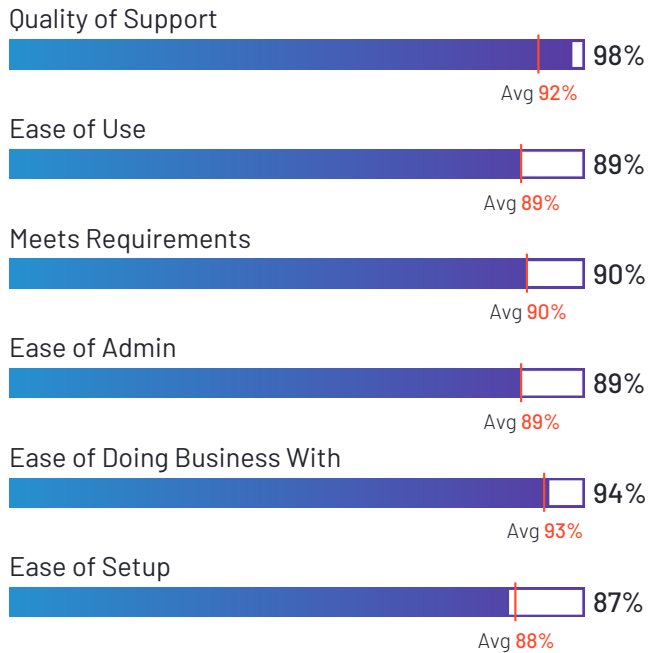
## Cypago

4.6 ★★★★★ (24)



Cypago has been named a High Performer product based on having high customer Satisfaction scores and a low Market Presence compared to the rest of the category. 100% of users rated it 4 or 5 stars, 100% of users believe it is headed in the right direction, and users said they would be likely to recommend Cypago at a rate of 93%. Cypago is also in the Security Compliance and Cloud Compliance categories.

### Satisfaction Ratings



### Top Industries Represented



**Ownership**  
Cypago



**HQ Location**  
Tel Aviv, Israel



**Year Founded**  
2020



**Employees (Listed On LinkedIn)**  
32



**Company Website**  
[cypago.com](https://cypago.com)



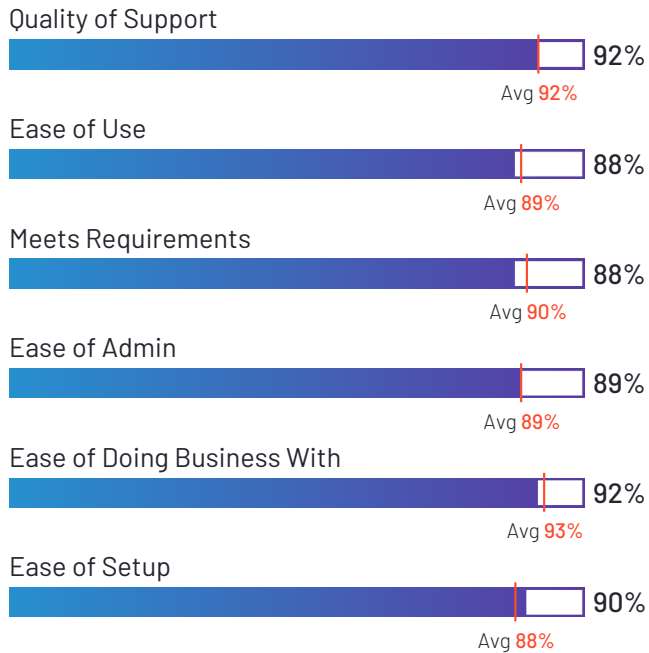
## KEY ESG

4.4 ★★★★★ (21)



KEY ESG has been named a High Performer product based on having high customer Satisfaction scores and a low Market Presence compared to the rest of the category. 95% of users rated it 4 or 5 stars, 100% of users believe it is headed in the right direction, and users said they would be likely to recommend KEY ESG at a rate of 88%. KEY ESG is also in the Environmental, Social, and Governance (ESG) Reporting, Sustainability Management, and Carbon Accounting categories.

### Satisfaction Ratings



### Top Industries Represented



**Ownership**  
KEY ESG



**HQ Location**  
London



**Employees (Listed On LinkedIn)**  
13



**Company Website**  
[www.keyesg.com](http://www.keyesg.com)



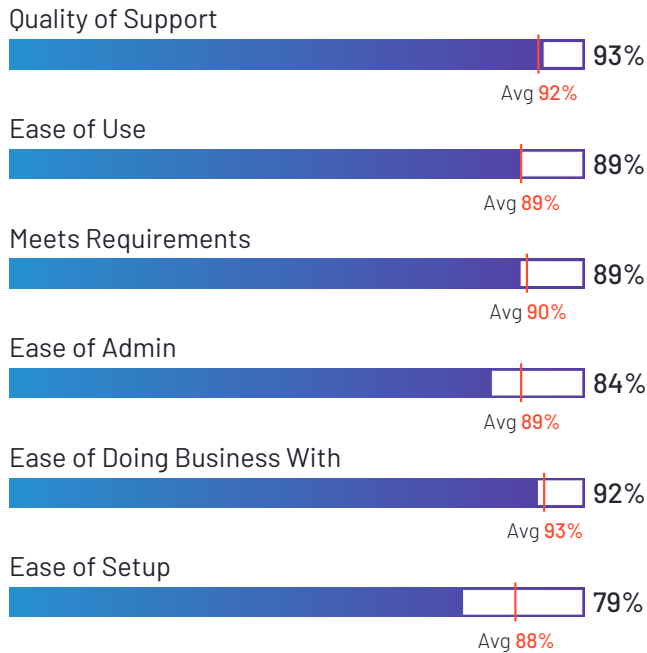
## PMG Platform

4.5 ★★★★★ (84)

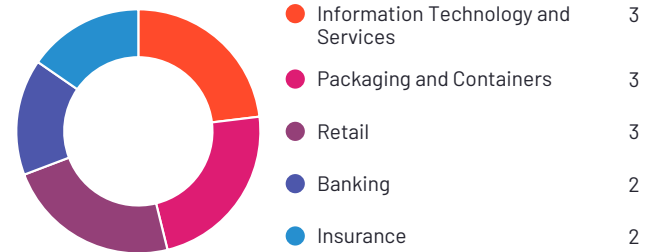


PMG Platform has been named a High Performer product based on having high customer Satisfaction scores and a low Market Presence compared to the rest of the category. 93% of users rated it 4 or 5 stars, 100% of users believe it is headed in the right direction, and users said they would be likely to recommend PMG Platform at a rate of 88%. PMG Platform is also in the Application Development Platforms, Investigation Management, Digital Process Automation (DPA), HR Case Management, and Low-Code Development Platforms categories.

### Satisfaction Ratings



### Top Industries Represented



**Ownership**  
PMG



**HQ Location**  
Atlanta, Georgia



**Year Founded**  
1997



**Employees (Listed On LinkedIn)**  
28



**Company Website**  
[www.pmg.net](http://www.pmg.net)



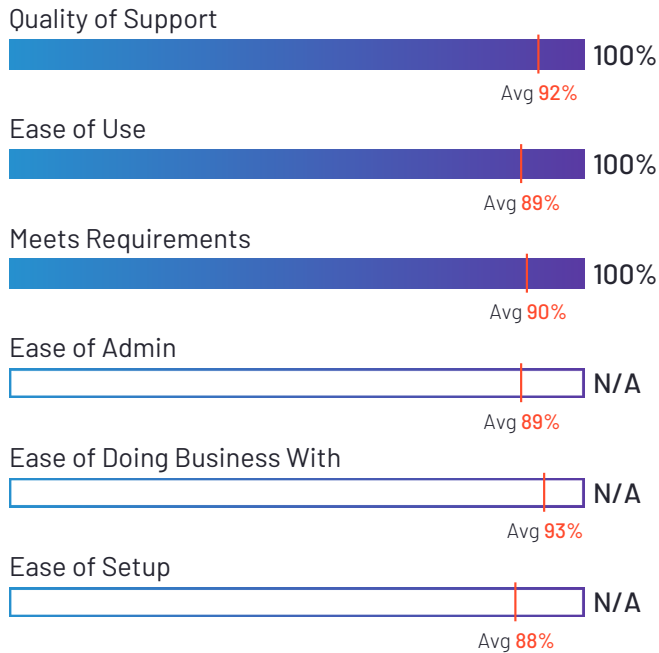
# MinuteBox

5.0 ★★★★★ (15)



MinuteBox has been named a High Performer product based on having high customer Satisfaction scores and a low Market Presence compared to the rest of the category. 100% of users rated it 4 or 5 stars, 100% of users believe it is headed in the right direction, and users said they would be likely to recommend MinuteBox at a rate of 100%. MinuteBox is also in the Entity Management category.

## Satisfaction Ratings



## Top Industries Represented



\*N/A is displayed when fewer than five responses were received for the question.



**Ownership**  
MinuteBox



**HQ Location**  
Toronto, Ontario



**Employees (Listed On LinkedIn)**  
30



**Company Website**  
[minutebox.com](https://minutebox.com)



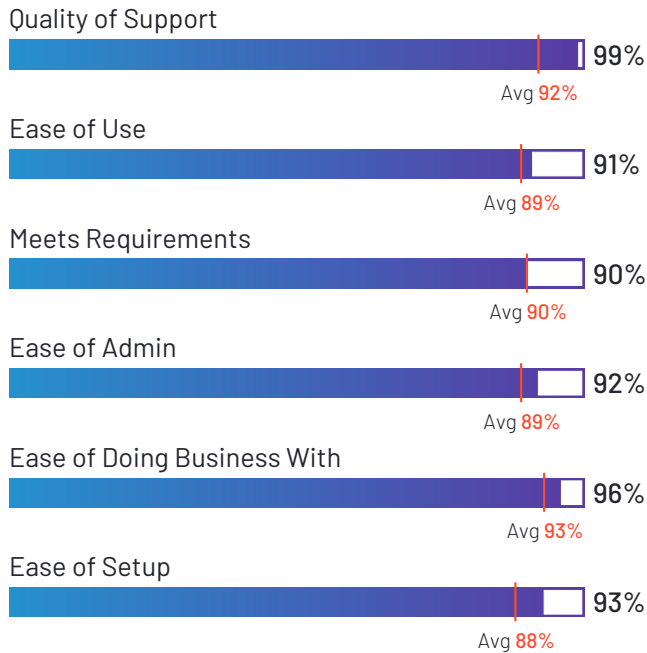
## Decision Focus

4.6 ★★★★★ (24)

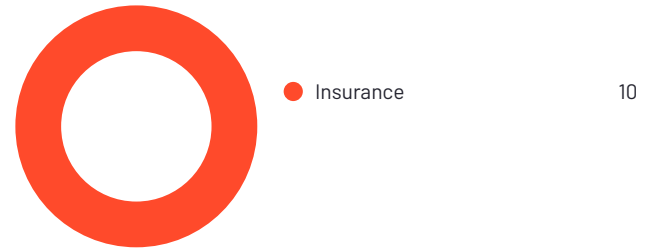


Decision Focus has been named a High Performer product based on having high customer Satisfaction scores and a low Market Presence compared to the rest of the category. 100% of users rated it 4 or 5 stars, 100% of users believe it is headed in the right direction, and users said they would be likely to recommend Decision Focus at a rate of 95%. Decision Focus is also in the Enterprise Risk Management (ERM), Audit Management, Business Continuity Management, Third Party & Supplier Risk Management, and Regulatory Change Management categories.

### Satisfaction Ratings



### Top Industries Represented



**Ownership**  
Decision Focus



**HQ Location**  
Birkerød, DK



**Year Founded**  
2004



**Employees (Listed On LinkedIn)**  
62



**Company Website**  
[decisionfocus.com](https://decisionfocus.com)



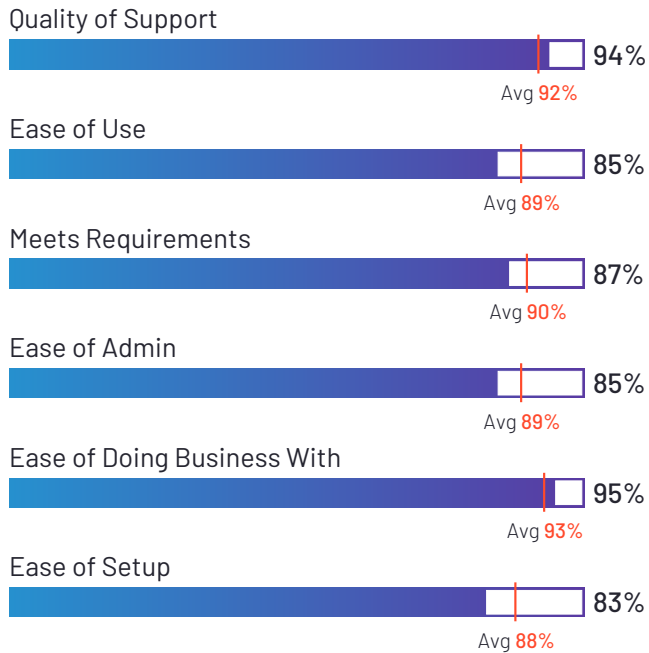
# SureCloud

4.3 ★★★★★ (34)

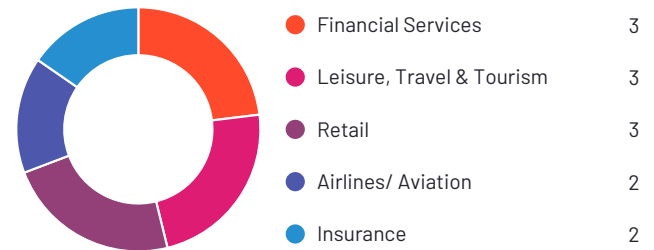


SureCloud has been named a High Performer product based on having high customer Satisfaction scores and a low Market Presence compared to the rest of the category. 96% of users rated it 4 or 5 stars, 89% of users believe it is headed in the right direction, and users said they would be likely to recommend SureCloud at a rate of 86%. SureCloud is also in the Security Compliance, Vendor Security and Privacy Assessment, Data Privacy Management, Enterprise Risk Management (ERM), IT Risk Management, Regulatory Change Management, Business Continuity Management, and Policy Management categories.

## Satisfaction Ratings



## Top Industries Represented



**Ownership**  
SureCloud



**HQ Location**  
London, United Kingdom



**Year Founded**  
2006



**Employees (Listed On LinkedIn)**  
69



**Company Website**  
[surecloud.com](https://surecloud.com)





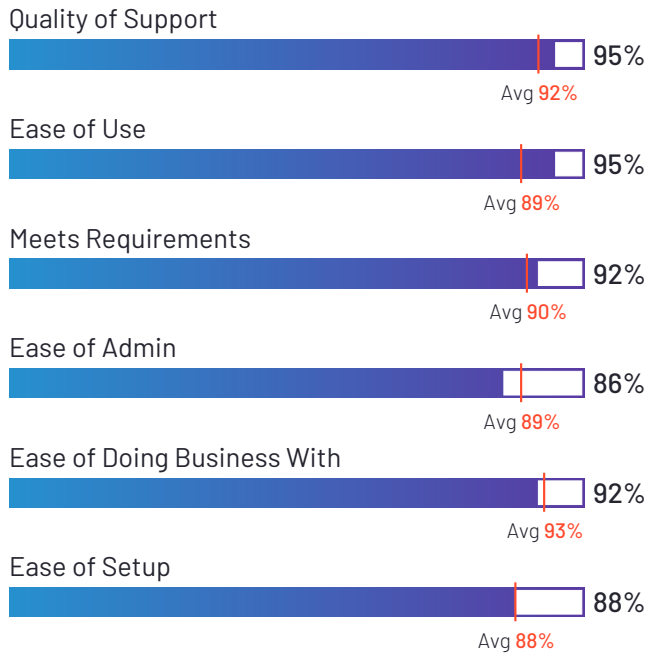
# FullCircI

4.5 ★★★★★ (243)



FullCircI has been named a High Performer product based on having high customer Satisfaction scores and a low Market Presence compared to the rest of the category. 100% of users rated it 4 or 5 stars, 92% of users believe it is headed in the right direction, and users said they would be likely to recommend FullCircI at a rate of 93%. FullCircI is also in the AI Sales Assistant, Marketing Account Intelligence, Sales Intelligence, Address Verification, Anti-Money Laundering (AML), Biometric Authentication, and Identity Verification categories.

## Satisfaction Ratings



## Top Industries Represented



**Ownership**  
FullCircI



**HQ Location**  
London, England



**Year Founded**  
2011



**Employees (Listed On LinkedIn)**  
19



**Company Website**  
[fullcircl.com](https://fullcircl.com)

OSTENDIO

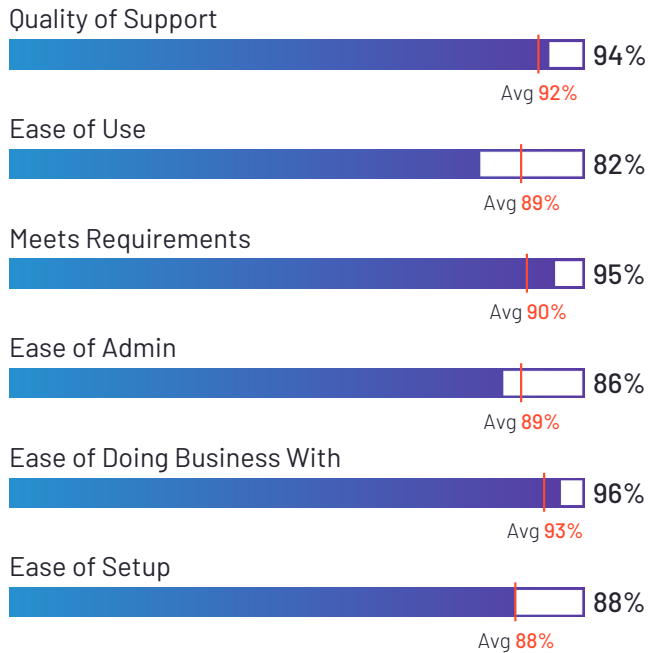
## Ostendio

4.8 ★★★★★ (40)

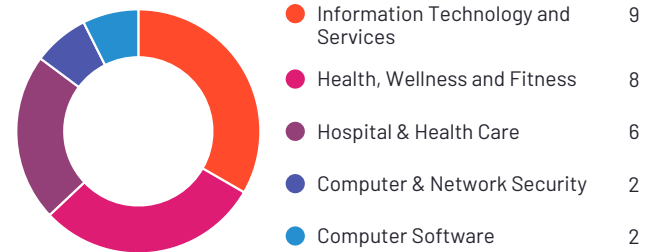


Ostendio has been named a High Performer product based on having high customer Satisfaction scores and a low Market Presence compared to the rest of the category. 100% of users rated it 4 or 5 stars, 93% of users believe it is headed in the right direction, and users said they would be likely to recommend Ostendio at a rate of 95%. Ostendio is also in the Security Compliance, Vendor Security and Privacy Assessment, Enterprise Risk Management (ERM), IT Risk Management, and Audit Management categories.

## Satisfaction Ratings



## Top Industries Represented



**Ownership**  
Ostendio



**HQ Location**  
McLean, Virginia



**Year Founded**  
2013



**Employees (Listed On LinkedIn)**  
22



**Company Website**  
[ostendio.com](https://ostendio.com)



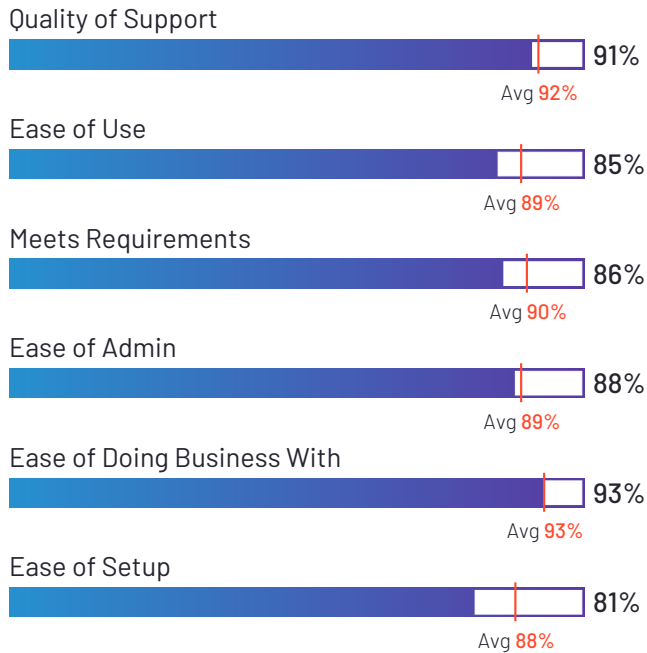
## ZenGRC

4.4 ★★★★★ (97)

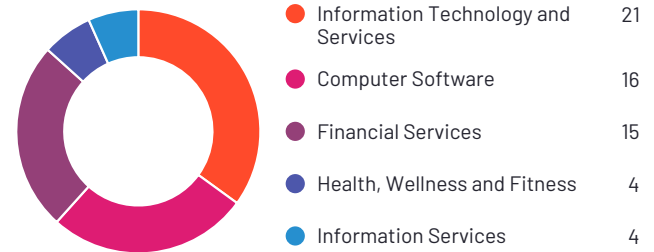


ZenGRC has been named a High Performer product based on having high customer Satisfaction scores and a low Market Presence compared to the rest of the category. 96% of users rated it 4 or 5 stars, 96% of users believe it is headed in the right direction, and users said they would be likely to recommend ZenGRC at a rate of 87%. ZenGRC is also in the Enterprise Risk Management (ERM), IT Risk Management, Audit Management, Business Continuity Management, and Security Compliance categories.

### Satisfaction Ratings



### Top Industries Represented



**Ownership**  
Zengrc



**HQ Location**  
San Francisco, CA



**Year Founded**  
2009



**Employees (Listed On LinkedIn)**  
73



**Company Website**  
[www.zengrc.com](http://www.zengrc.com)

**DROVA**

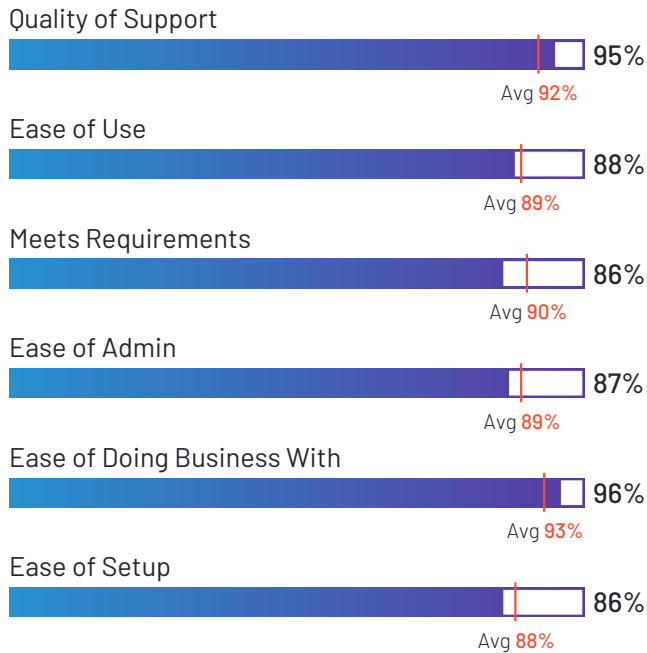
# Drova

4.4 ★★★★★ (12)



Drova has been named a High Performer product based on having high customer Satisfaction scores and a low Market Presence compared to the rest of the category. 92% of users rated it 4 or 5 stars, 100% of users believe it is headed in the right direction, and users said they would be likely to recommend Drova at a rate of 88%. Drova is also in the Sustainability Management, Operational Risk Management, and GRC Tools categories.

## Satisfaction Ratings



## Top Industries Represented



**Ownership**  
Drova



**HQ Location**  
Sydney, AU



**Employees (Listed On LinkedIn)**  
49



**Company Website**  
[www.drova.com](http://www.drova.com)



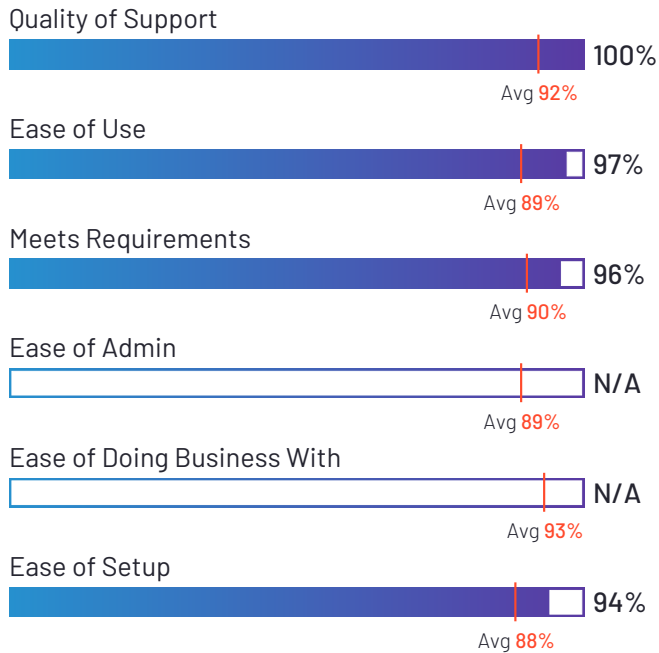
## Carbonze

5.0 ★★★★★ (10)

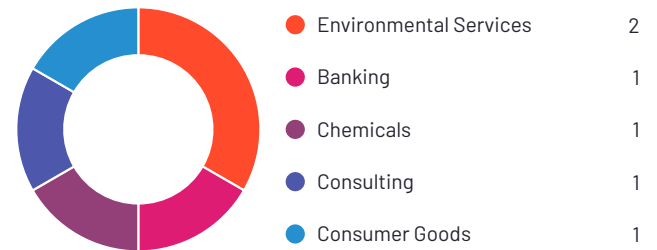


Carbonze has been named a High Performer product based on having high customer Satisfaction scores and a low Market Presence compared to the rest of the category. 100% of users rated it 4 or 5 stars, 100% of users believe it is headed in the right direction, and users said they would be likely to recommend CarbonZE at a rate of 99%. CarbonZE is also in the Carbon Accounting category.

### Satisfaction Ratings



### Top Industries Represented



\*N/A is displayed when fewer than five responses were received for the question.



**Ownership**  
Carbonze



**HQ Location**  
Berlin, DE



**Year Founded**  
2022



**Employees (Listed On LinkedIn)**  
5



**Company Website**  
[carbonze.com](https://carbonze.com)



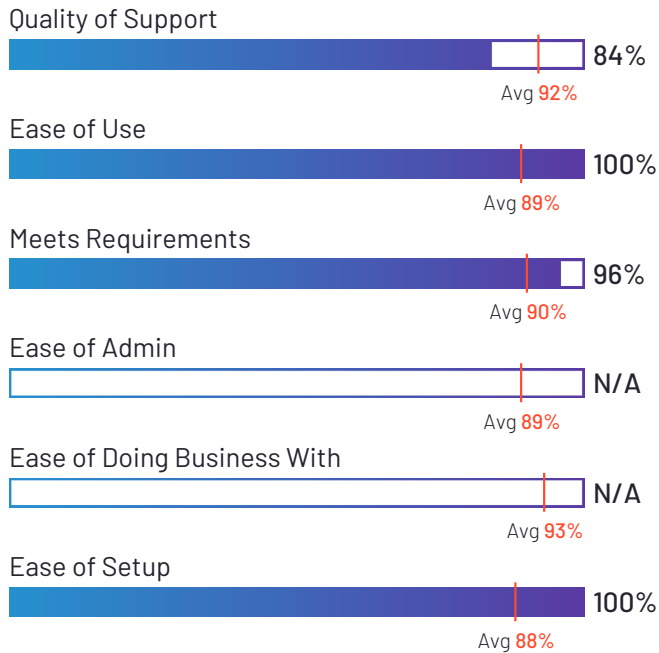
# Komplify

4.5 ★★★★★ (10)




Komplify has been named a High Performer product based on having high customer Satisfaction scores and a low Market Presence compared to the rest of the category. 100% of users rated it 4 or 5 stars, 100% of users believe it is headed in the right direction, and users said they would be likely to recommend Komplify at a rate of 89%. Komplify is also in the Regulatory Change Management category.

## Satisfaction Ratings



## Top Industries Represented



\*N/A is displayed when fewer than five responses were received for the question.



**Ownership**  
ROOPKATHA



**HQ Location**  
New Delhi, India



**Employees (Listed On LinkedIn)**  
2



**Company Website**  
[komplify.com](https://komplify.com)

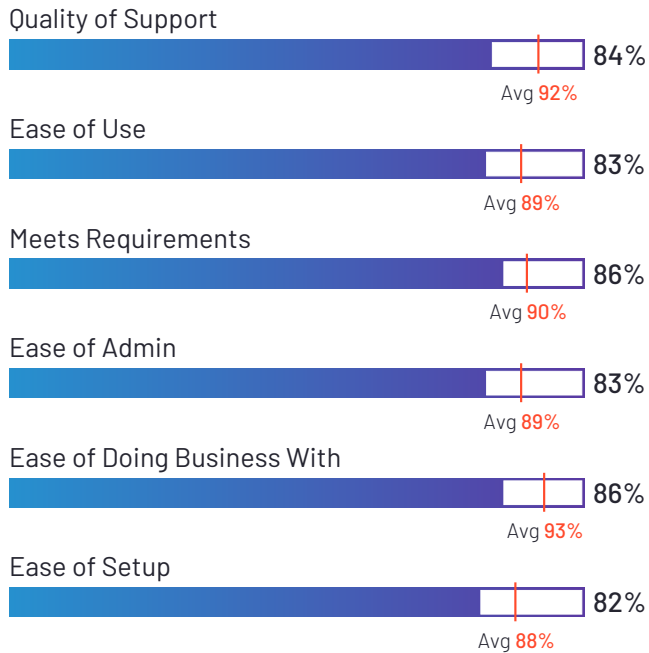


## TeamMate+

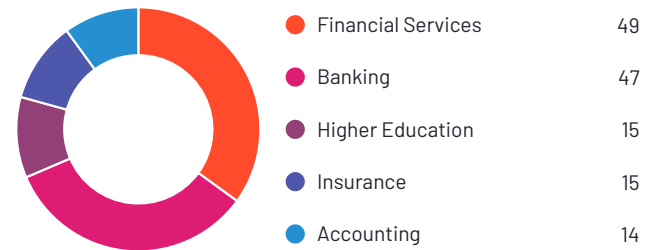
4.2 ★★★★★☆ (261)

TeamMate+ has been named a Contender product based on having a relatively low customer Satisfaction score and large Market Presence compared to the rest of the category. While they may have positive reviews, they do not have enough reviews to validate those ratings. TeamMate+ has the largest Market Presence among products in Governance, Risk & Compliance. 95% of users rated it 4 or 5 stars, 88% of users believe it is headed in the right direction, and users said they would be likely to recommend TeamMate+ at a rate of 83%. TeamMate+ is also in the Audit Management category.

### Satisfaction Ratings



### Top Industries Represented



**Ownership**  
Wolters Kluwer



**HQ Location**  
Alphen aan den Rijn,  
NL



**Year Founded**  
1987



**Employees (Listed  
On LinkedIn)**  
23,042



**Company Website**  
[wolterskluwer.com](https://wolterskluwer.com)

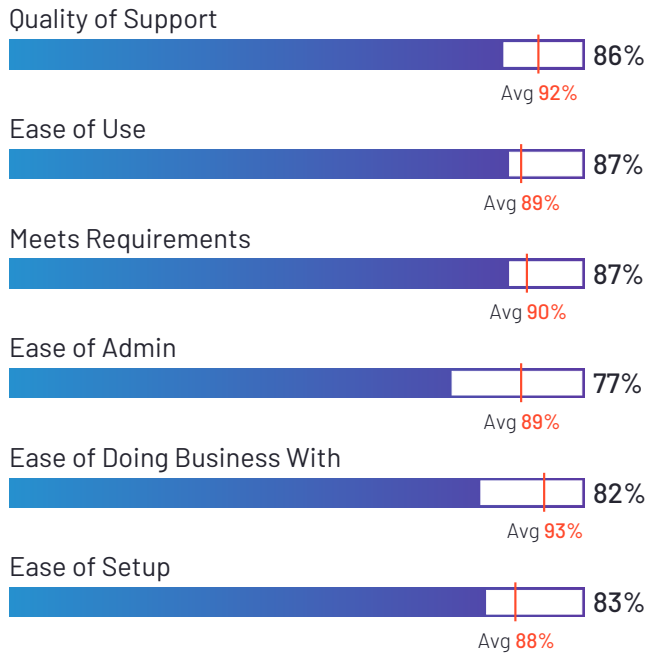


## IBM OpenPages

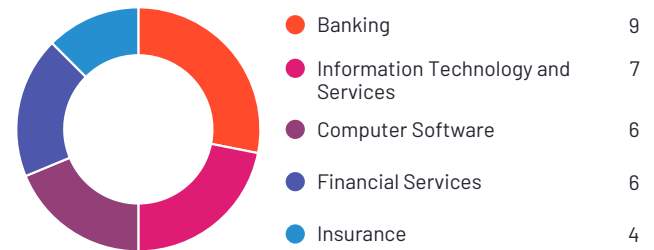
4.2 ★★★★★ (72)

IBM OpenPages has been named a Contender product based on having a relatively low customer Satisfaction score and large Market Presence compared to the rest of the category. While they may have positive reviews, they do not have enough reviews to validate those ratings. 91% of users rated it 4 or 5 stars, 84% of users believe it is headed in the right direction, and users said they would be likely to recommend IBM OpenPages at a rate of 84%. IBM OpenPages is also in the Enterprise Risk Management (ERM), Audit Management, Third Party & Supplier Risk Management, IT Risk Management, Regulatory Change Management, Operational Risk Management, Business Continuity Management, and Vendor Security and Privacy Assessment categories.

### Satisfaction Ratings



### Top Industries Represented



**Ownership**  
IBM



**HQ Location**  
Armonk, NY



**Year Founded**  
1911



**Employees (Listed On LinkedIn)**  
331,391



**Company Website**  
[www.ibm.com](http://www.ibm.com)

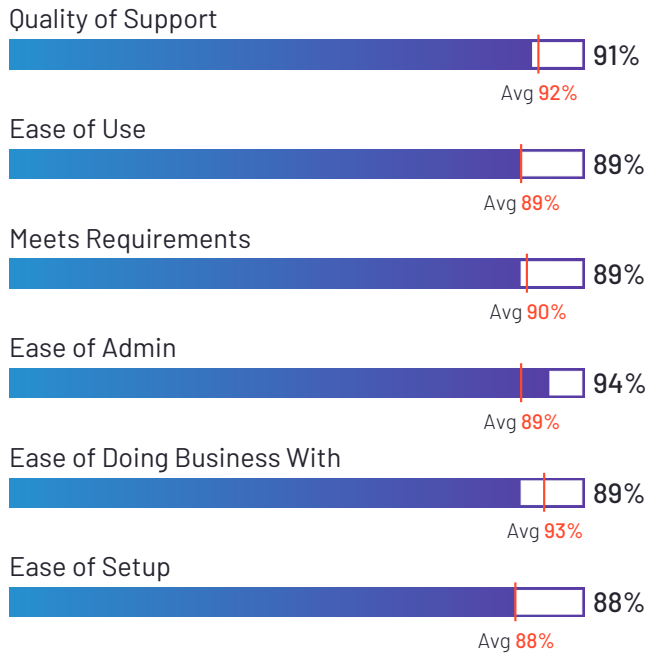


REFINITIV®  
WORLD-CHECK

4.4 ★★★★★ (55)

Refinitiv World-Check Risk Intelligence has been named a Contender product based on having a relatively low customer Satisfaction score and large Market Presence compared to the rest of the category. While they may have positive reviews, they do not have enough reviews to validate those ratings. 92% of users rated it 4 or 5 stars, 77% of users believe it is headed in the right direction, and users said they would be likely to recommend Refinitiv World-Check Risk Intelligence at a rate of 89%. Refinitiv World-Check Risk Intelligence is also in the Anti-Money Laundering (AML) category.

## Satisfaction Ratings



## Top Industries Represented



**Ownership**  
London Stock  
Exchange Group  
(LSEG)



**HQ Location**  
London, England



**Employees (Listed  
On LinkedIn)**  
18,074



**Company Website**  
[www.lseg.com](http://www.lseg.com)

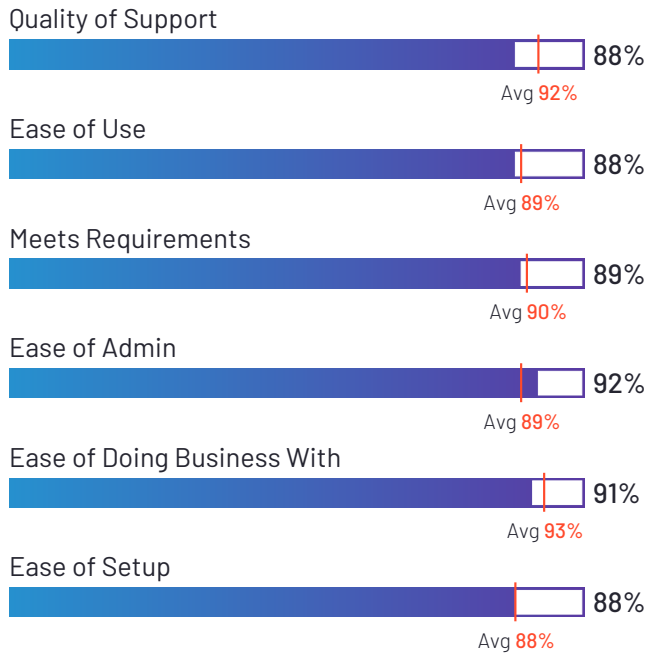


## D&B Risk Analytics


4.5 ★★★★★ (56)

D&B Risk Analytics has been named a Contender product based on having a relatively low customer Satisfaction score and large Market Presence compared to the rest of the category. While they may have positive reviews, they do not have enough reviews to validate those ratings. 95% of users rated it 4 or 5 stars, 91% of users believe it is headed in the right direction, and users said they would be likely to recommend D&B Risk Analytics at a rate of 89%. D&B Risk Analytics is also in the Third Party & Supplier Risk Management category.

### Satisfaction Ratings



### Top Industries Represented



**Ownership**  
Dun & Bradstreet



**HQ Location**  
Short Hills, NJ



**Employees (Listed On LinkedIn)**  
5,564



**Company Website**  
[www.dnb.com](http://www.dnb.com)

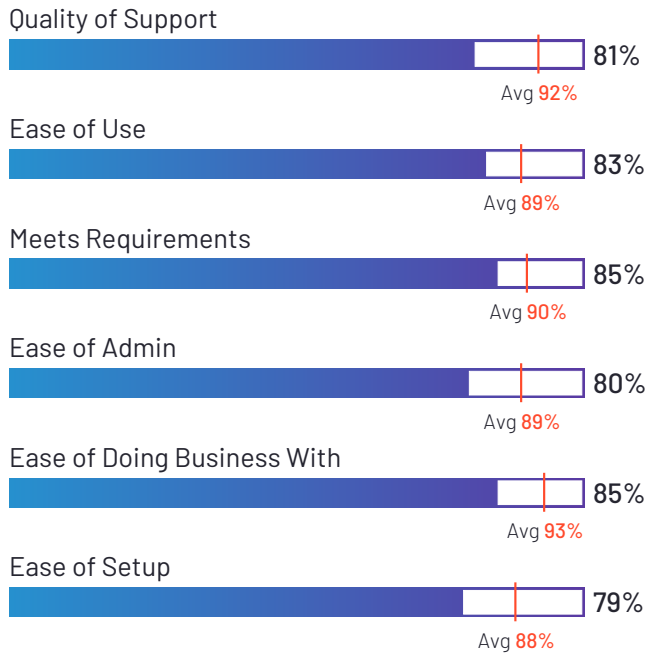


## SAP Ariba

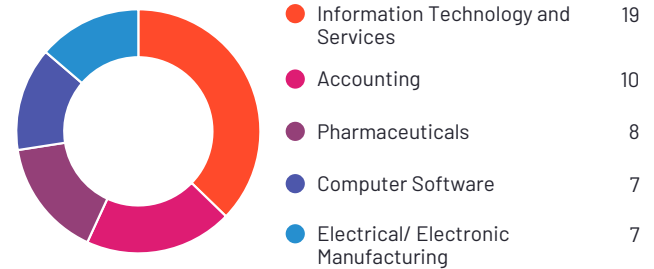
4.1 ★★★★★☆ (662)

SAP Ariba has been named a Contender product based on having a relatively low customer Satisfaction score and large Market Presence compared to the rest of the category. While they may have positive reviews, they do not have enough reviews to validate those ratings. 91% of users rated it 4 or 5 stars, 85% of users believe it is headed in the right direction, and users said they would be likely to recommend SAP Ariba at a rate of 83%. SAP Ariba is also in the Contract Lifecycle Management (CLM), Accounts Payable (AP) and Spend Analysis, Procure to Pay, Spend Management, Supplier Relationship Management (SRM), Invoice Management, Strategic Sourcing, Purchasing, Contract Management, Catalog Management, and Third Party & Supplier Risk Management categories.

### Satisfaction Ratings



### Top Industries Represented



**Ownership**  
SAP



**HQ Location**  
Walldorf



**Year Founded**  
1972



**Employees (Listed On LinkedIn)**  
129,051



**Company Website**  
[www.sap.com](http://www.sap.com)

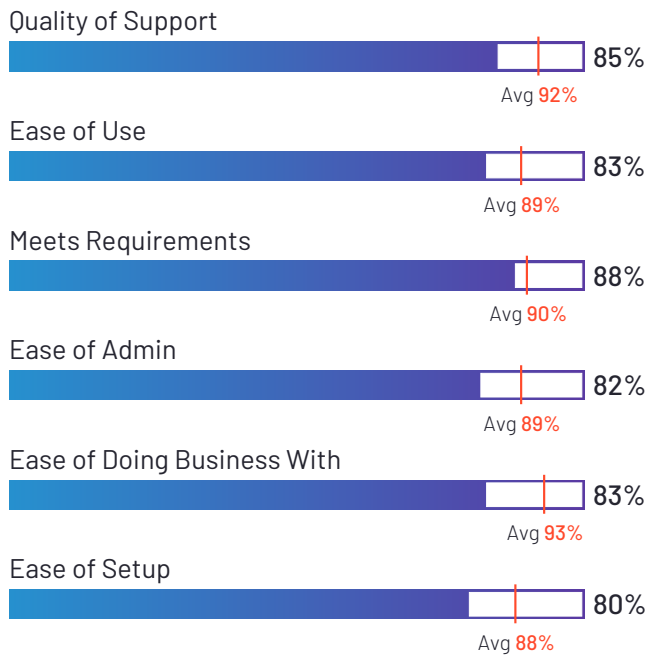


# Microsoft Purview Records Management

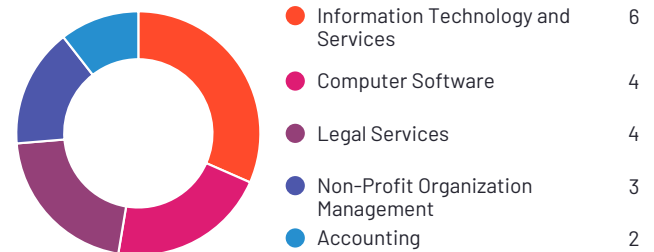
4.3 ★★★★★ (42)

Microsoft Purview Records Management has been named a Contender product based on having a relatively low customer Satisfaction score and large Market Presence compared to the rest of the category. While they may have positive reviews, they do not have enough reviews to validate those ratings. 95% of users rated it 4 or 5 stars, 89% of users believe it is headed in the right direction, and users said they would be likely to recommend Microsoft Purview Records Management at a rate of 86%. Microsoft Purview Records Management is also in the GRC Tools category.

## Satisfaction Ratings



## Top Industries Represented



**Ownership**  
Microsoft



**HQ Location**  
Redmond, Washington



**Year Founded**  
1975



**Employees (Listed On LinkedIn)**  
237,523



**Company Website**  
[microsoft.com](https://microsoft.com)

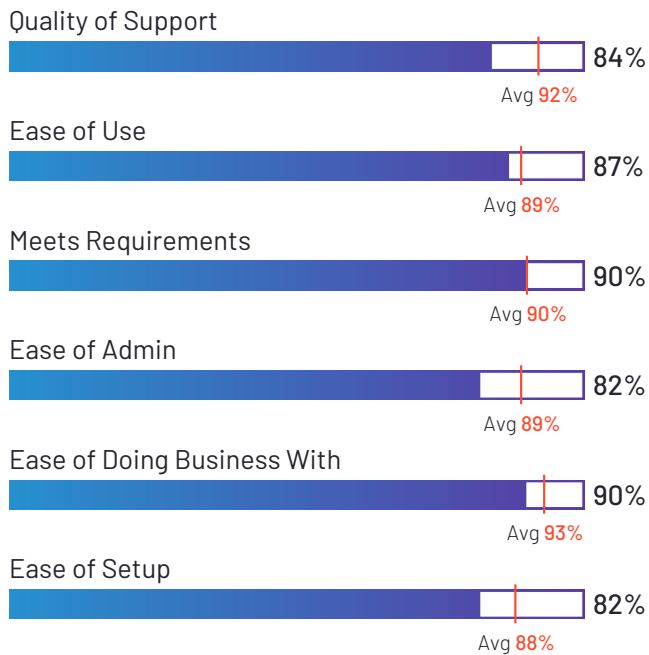


## Relativity

4.6 ★★★★★ (508)

Relativity has been named a Contender product based on having a relatively low customer Satisfaction score and large Market Presence compared to the rest of the category. While they may have positive reviews, they do not have enough reviews to validate those ratings. 98% of users rated it 4 or 5 stars, 90% of users believe it is headed in the right direction, and users said they would be likely to recommend Relativity at a rate of 93%. Relativity is also in the Investigation Management, eDiscovery, Legal Hold, and Public Records Management categories.

### Satisfaction Ratings



### Top Industries Represented



**Ownership**  
Relativity



**HQ Location**  
Chicago, IL



**Year Founded**  
2001



**Employees (Listed On LinkedIn)**  
1,703



**Company Website**  
[relativity.com](https://relativity.com)

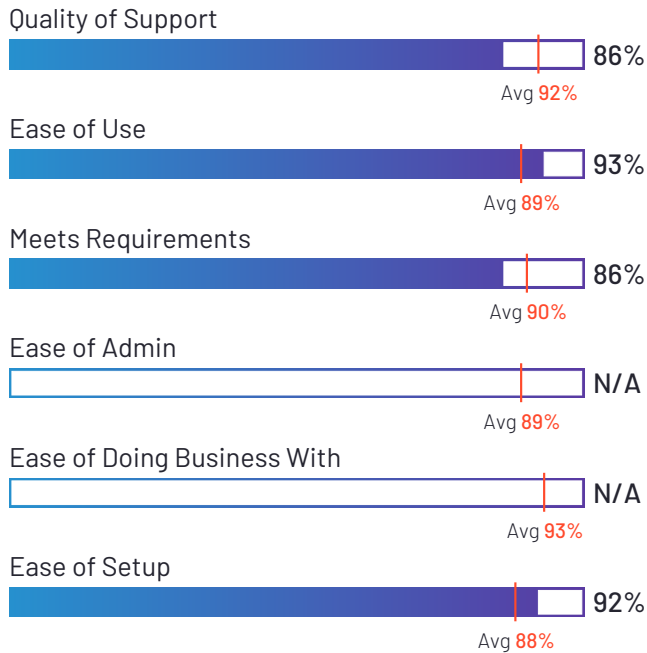


# Oracle Financial Reporting Compliance Cloud


4.6 ★★★★★ (12)

Oracle Financial Reporting Compliance Cloud has been named a Contender product based on having a relatively low customer Satisfaction score and large Market Presence compared to the rest of the category. While they may have positive reviews, they do not have enough reviews to validate those ratings. 100% of users rated it 4 or 5 stars, 90% of users believe it is headed in the right direction, and users said they would be likely to recommend Oracle Financial Reporting Compliance Cloud at a rate of 92%. Oracle Financial Reporting Compliance Cloud is also in the Operational Risk Management and Other Finance & Admin. categories.

## Satisfaction Ratings



## Top Industries Represented



\*N/A is displayed when fewer than five responses were received for the question.



**Ownership**  
Oracle



**HQ Location**  
Austin, TX



**Year Founded**  
1977



**Employees (Listed On LinkedIn)**  
204,855



**Company Website**  
[www.oracle.com](http://www.oracle.com)

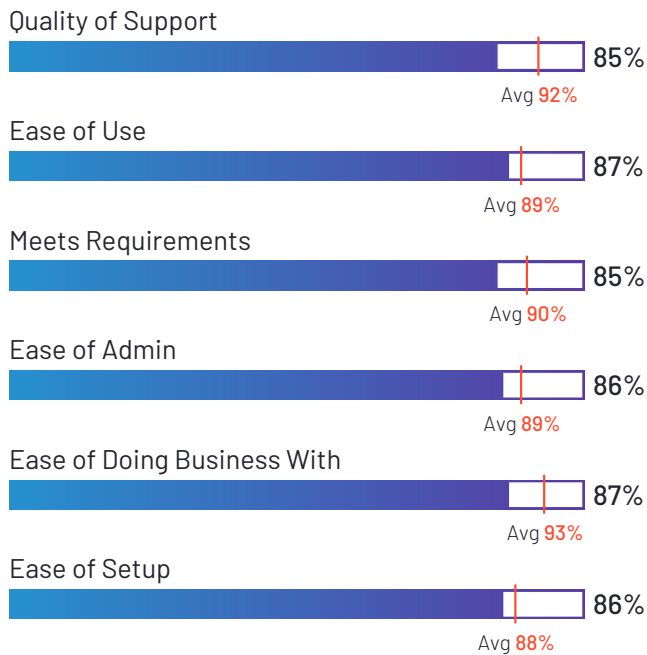


# Litmos

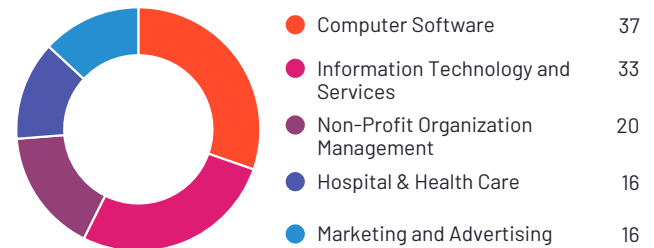
4.3 ★★★★★ (630)

Litmos has been named a Contender product based on having a relatively low customer Satisfaction score and large Market Presence compared to the rest of the category. While they may have positive reviews, they do not have enough reviews to validate those ratings. 91% of users rated it 4 or 5 stars, 81% of users believe it is headed in the right direction, and users said they would be likely to recommend Litmos at a rate of 84%. Litmos is also in the Corporate Learning Management Systems, Course Authoring, eLearning Content, Ethics and Compliance Learning, and Customer Education categories.

## Satisfaction Ratings



## Top Industries Represented



**Ownership**  
Litmos



**HQ Location**  
San Ramon,  
California



**Year Founded**  
2007



**Employees (Listed  
On LinkedIn)**  
239



**Company Website**  
[www.litmos.com](http://www.litmos.com)

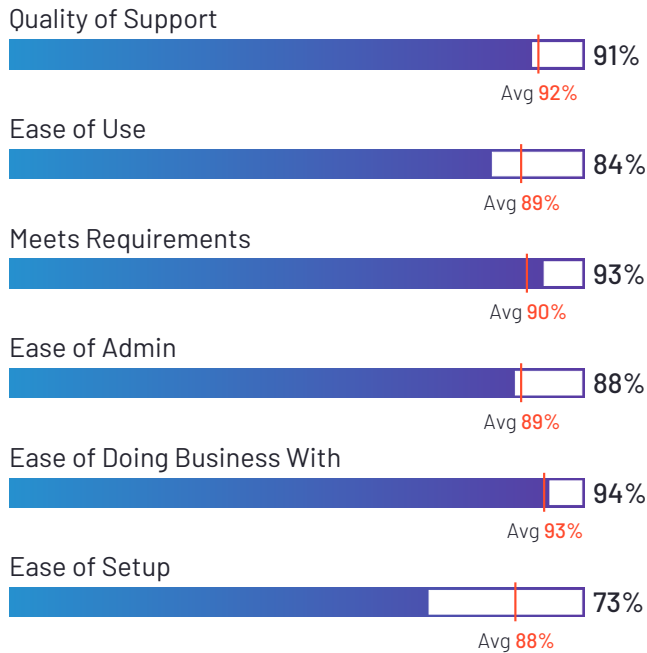


## SAS Risk Management


4.3 ★★★★★ (85)

SAS Risk Management has been named a Contender product based on having a relatively low customer Satisfaction score and large Market Presence compared to the rest of the category. While they may have positive reviews, they do not have enough reviews to validate those ratings. 100% of users rated it 4 or 5 stars, 87% of users believe it is headed in the right direction, and users said they would be likely to recommend SAS Risk Management at a rate of 92%. SAS Risk Management is also in the Financial Risk Management and GRC Tools categories.

### Satisfaction Ratings



### Top Industries Represented



**Ownership**  
SAS Institute Inc.



**HQ Location**  
Cary, NC



**Year Founded**  
1976



**Employees (Listed On LinkedIn)**  
17,528



**Company Website**  
[www.sas.com](http://www.sas.com)



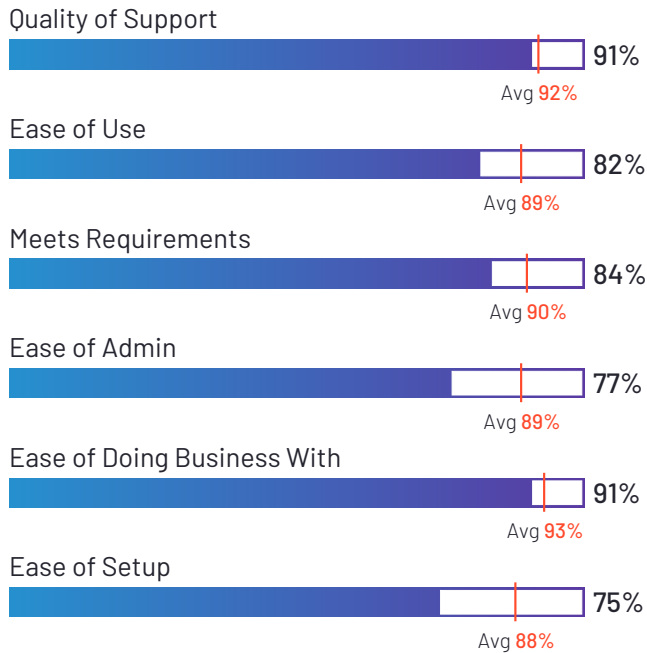


## Resolver

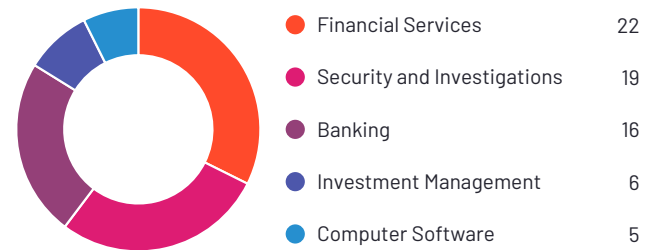
4.3 ★★★★★ (167)

Resolver has been named a Contender product based on having a relatively low customer Satisfaction score and large Market Presence compared to the rest of the category. While they may have positive reviews, they do not have enough reviews to validate those ratings. 95% of users rated it 4 or 5 stars, 90% of users believe it is headed in the right direction, and users said they would be likely to recommend Resolver at a rate of 86%. Resolver is also in the Security Compliance, Protective Intelligence Platforms, Risk-Based Vulnerability Management, Investigation Management, Enterprise Risk Management (ERM), Operational Risk Management, Third Party & Supplier Risk Management, IT Risk Management, Audit Management, Physical Security, Incident Response, Threat Intelligence, and Content Moderation Tools categories.

### Satisfaction Ratings



### Top Industries Represented



**Ownership**  
Resolver



**HQ Location**  
Toronto, Canada



**Employees (Listed On LinkedIn)**  
436



**Company Website**  
[resolver.com](https://resolver.com)

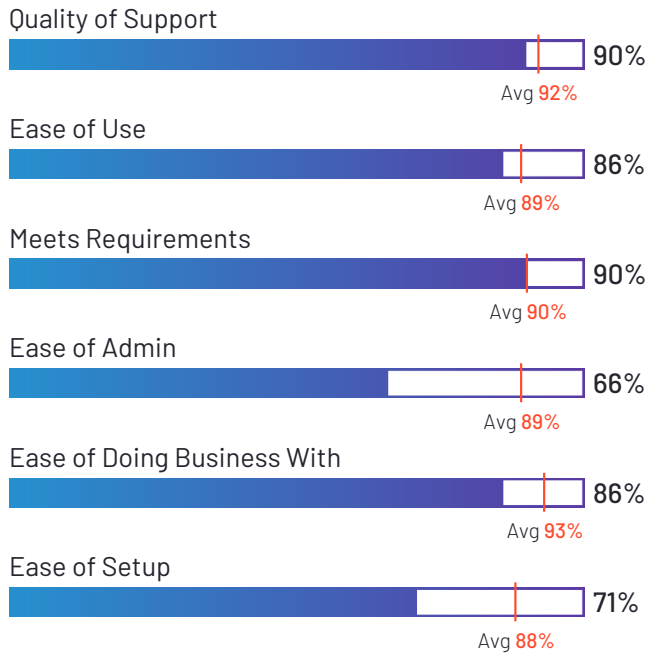


## IBM Envizi ESG Suite

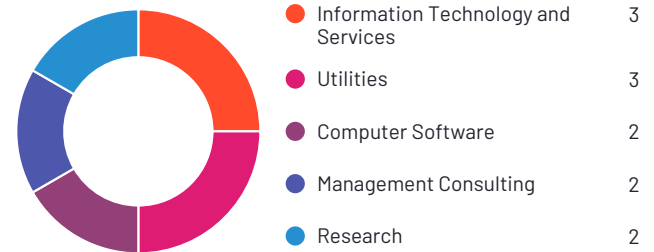
4.3 ★★★★★ (33)

IBM Envizi ESG Suite has been named a Contender product based on having a relatively low customer Satisfaction score and large Market Presence compared to the rest of the category. While they may have positive reviews, they do not have enough reviews to validate those ratings. 100% of users rated it 4 or 5 stars, 94% of users believe it is headed in the right direction, and users said they would be likely to recommend IBM Envizi ESG Suite at a rate of 89%. IBM Envizi ESG Suite is also in the Sustainability Management, Energy Management, and Environmental, Social, and Governance (ESG) Reporting categories.

### Satisfaction Ratings



### Top Industries Represented



**Ownership**  
IBM



**HQ Location**  
Armonk, NY



**Year Founded**  
1911



**Employees (Listed On LinkedIn)**  
331,391



**Company Website**  
[www.ibm.com](http://www.ibm.com)

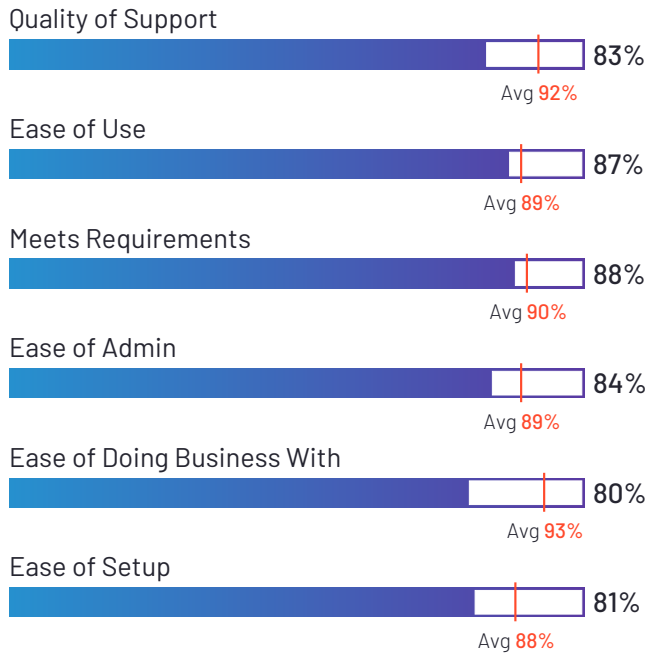
NAVEX™

## NAVEX One

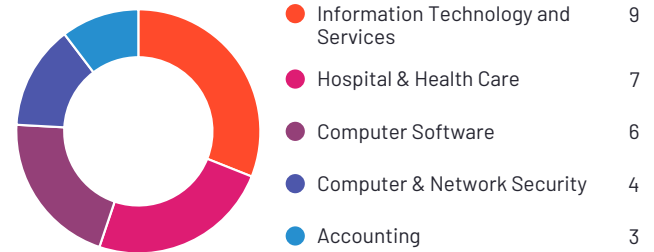
3.8 ★★★★★☆ (68)

NAVEX One has been named a Contender product based on having a relatively low customer Satisfaction score and large Market Presence compared to the rest of the category. While they may have positive reviews, they do not have enough reviews to validate those ratings. 85% of users rated it 4 or 5 stars, 74% of users believe it is headed in the right direction, and users said they would be likely to recommend NAVEX One at a rate of 79%. NAVEX One is also in the Enterprise Risk Management (ERM), Ethics and Compliance Learning, Whistleblowing, Third Party & Supplier Risk Management, Policy Management, and Disclosure Management categories.

## Satisfaction Ratings



## Top Industries Represented



**Ownership**  
NAVEX



**HQ Location**  
Lake Oswego, OR



**Year Founded**  
2012



**Employees (Listed On LinkedIn)**  
1,417



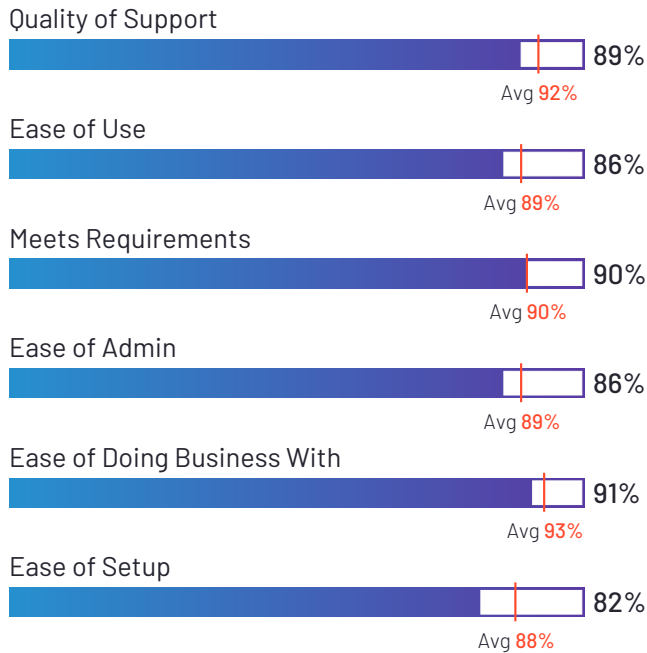
**Company Website**  
[www.navex.com](http://www.navex.com)

onetrust

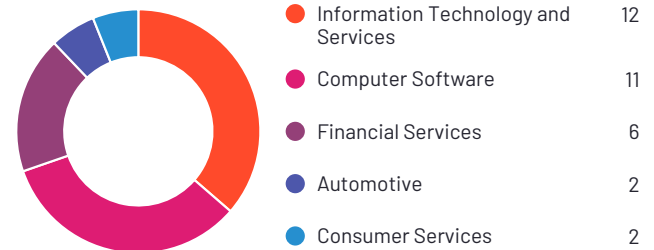
4.5 ★★★★★ (102)

OneTrust Tech Risk & Compliance has been named a Contender product based on having a relatively low customer Satisfaction score and large Market Presence compared to the rest of the category. While they may have positive reviews, they do not have enough reviews to validate those ratings. 96% of users rated it 4 or 5 stars, 84% of users believe it is headed in the right direction, and users said they would be likely to recommend OneTrust Tech Risk & Compliance at a rate of 91%. OneTrust Tech Risk & Compliance is also in the Security Compliance, Vendor Security and Privacy Assessment, Enterprise Risk Management (ERM), Policy Management, IT Risk Management, and Incident Response categories.

### Satisfaction Ratings



### Top Industries Represented



**Ownership**  
OneTrust



**HQ Location**  
Atlanta, Georgia



**Year Founded**  
2016



**Employees (Listed On LinkedIn)**  
2,567



**Company Website**  
[onetrust.com](https://onetrust.com)

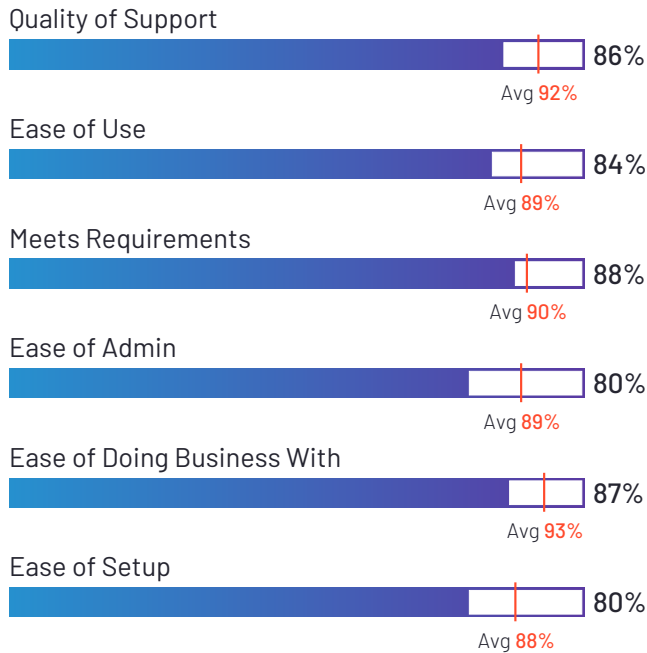


## Fusion Framework System


4.4 ★★★★★ (128)

Fusion Framework System has been named a Contender product based on having a relatively low customer Satisfaction score and large Market Presence compared to the rest of the category. While they may have positive reviews, they do not have enough reviews to validate those ratings. 94% of users rated it 4 or 5 stars, 88% of users believe it is headed in the right direction, and users said they would be likely to recommend Fusion Risk Management at a rate of 88%. Fusion Risk Management is also in the Operational Risk Management, Business Continuity Management, Enterprise Risk Management (ERM), and Vendor Security and Privacy Assessment categories.

### Satisfaction Ratings



### Top Industries Represented



**Ownership**  
Fusion Risk  
Management



**HQ Location**  
Chicago, Illinois,  
United States



**Year Founded**  
2006



**Employees (Listed  
On LinkedIn)**  
288



**Company Website**  
[fusionrm.com](https://fusionrm.com)

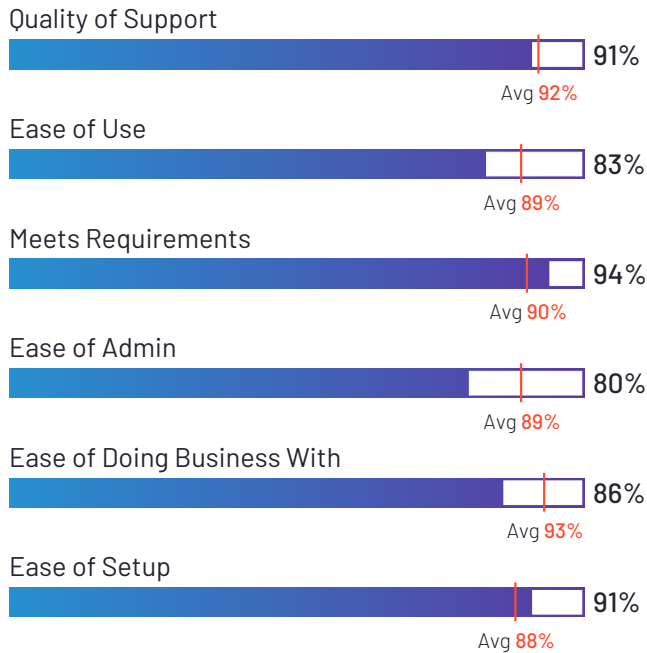


## LexisNexis RiskView

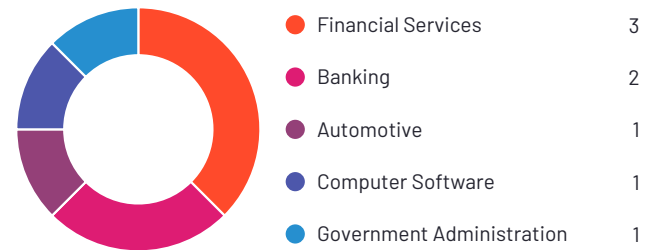
4.3 ★★★★★ (12)

LexisNexis RiskView has been named a Contender product based on having a relatively low customer Satisfaction score and large Market Presence compared to the rest of the category. While they may have positive reviews, they do not have enough reviews to validate those ratings. 100% of users rated it 4 or 5 stars, 82% of users believe it is headed in the right direction, and users said they would be likely to recommend LexisNexis RiskView at a rate of 87%. LexisNexis RiskView is also in the Operational Risk Management and Other Finance & Insurance categories.

### Satisfaction Ratings



### Top Industries Represented



**Ownership**  
LexisNexis



**HQ Location**  
New York



**Year Founded**  
1970



**Employees (Listed On LinkedIn)**  
10,498



**Company Website**  
[lexisnexis.com](https://lexisnexis.com)

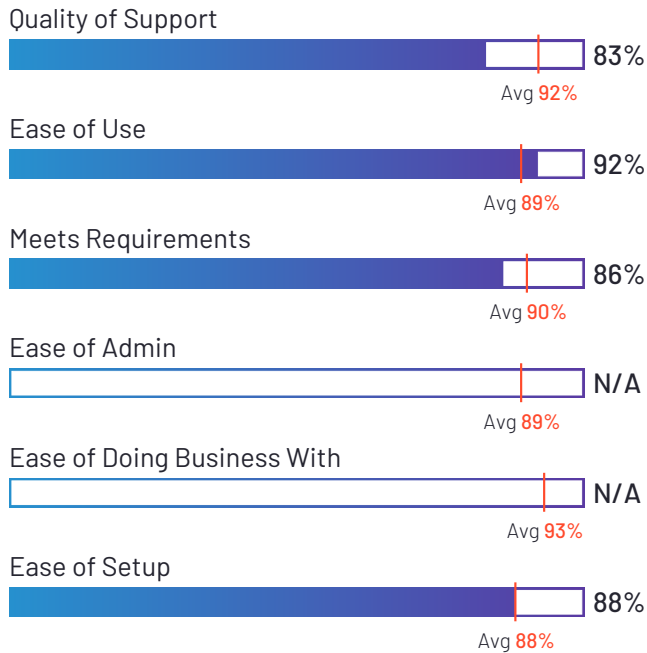


# Replication Manager


4.0 ★★★★★ (11)

Replication Manager has been named a Contender product based on having a relatively low customer Satisfaction score and large Market Presence compared to the rest of the category. While they may have positive reviews, they do not have enough reviews to validate those ratings. 91% of users rated it 4 or 5 stars, 100% of users believe it is headed in the right direction, and users said they would be likely to recommend Replication Manager at a rate of 80%. Replication Manager is also in the Business Continuity Management category.

## Satisfaction Ratings



## Top Industries Represented



\*N/A is displayed when fewer than five responses were received for the question.



**Ownership**  
Hitachi Vantara



**HQ Location**  
Santa Clara, CA



**Employees (Listed On LinkedIn)**  
11,406



**Company Website**  
[hitachivantara.com](https://hitachivantara.com)

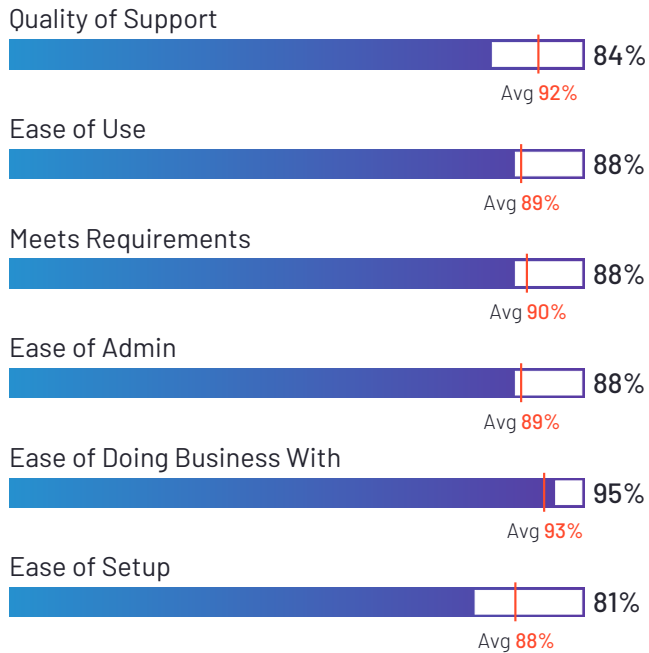


# Microsoft Purview Audit


4.3 ★★★★★ (36)

Microsoft Purview Audit has been named a Contender product based on having a relatively low customer Satisfaction score and large Market Presence compared to the rest of the category. While they may have positive reviews, they do not have enough reviews to validate those ratings. 86% of users rated it 4 or 5 stars, 67% of users believe it is headed in the right direction, and users said they would be likely to recommend Microsoft Purview Audit at a rate of 86%. Microsoft Purview Audit is also in the GRC Tools, Digital Forensics, and Audit Management categories.

## Satisfaction Ratings



## Top Industries Represented



**Ownership**  
Microsoft



**HQ Location**  
Redmond, Washington



**Year Founded**  
1975



**Employees (Listed On LinkedIn)**  
237,523



**Company Website**  
[microsoft.com](https://microsoft.com)



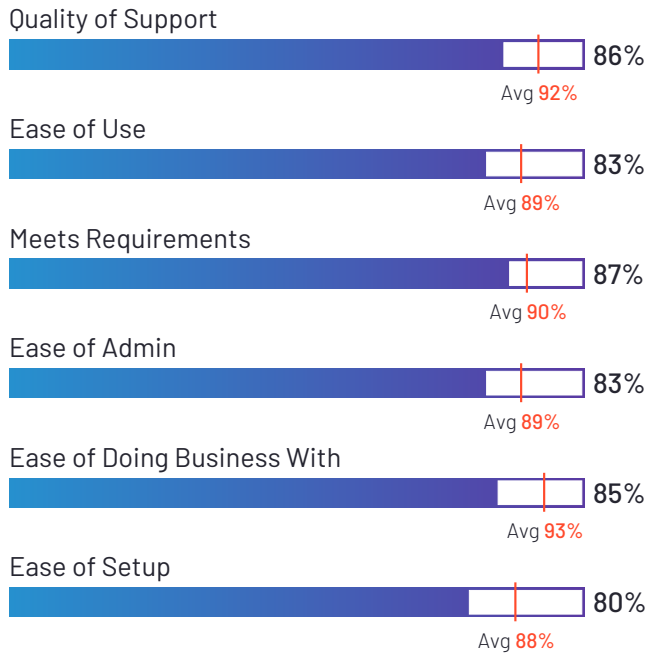


## Adobe Learning Manager (formerly Adobe Captivate Prime)


4.0 ★★★★★ (314)

Adobe Learning Manager (formerly Adobe Captivate Prime) has been named a Contender product based on having a relatively low customer Satisfaction score and large Market Presence compared to the rest of the category. While they may have positive reviews, they do not have enough reviews to validate those ratings. 87% of users rated it 4 or 5 stars, 83% of users believe it is headed in the right direction, and users said they would be likely to recommend Adobe Learning Manager (formerly Adobe Captivate Prime) at a rate of 81%. Adobe Learning Manager (formerly Adobe Captivate Prime) is also in the Sales Training and Onboarding, Learning Experience Platforms (LXP), Training Management Systems, Corporate Learning Management Systems, Ethics and Compliance Learning, and Customer Education categories.

### Satisfaction Ratings



### Top Industries Represented



**Ownership**  
Adobe



**HQ Location**  
San Jose, CA



**Year Founded**  
1982



**Employees (Listed On LinkedIn)**  
39,494



**Company Website**  
[adobe.com](https://adobe.com)

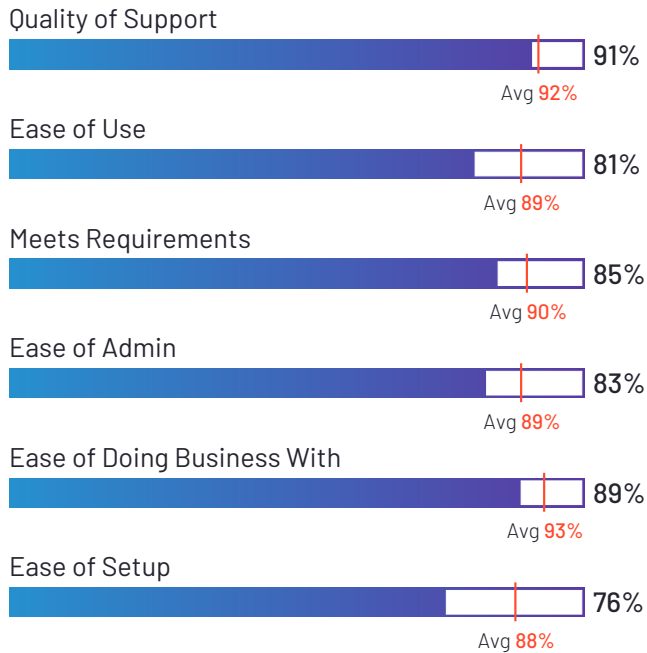


## Diligent One Platform, formerly HighBond

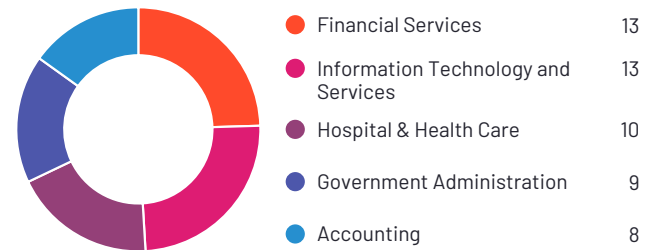
4.3 ★★★★★ (137)

Diligent One Platform, formerly HighBond has been named a Contender product based on having a relatively low customer Satisfaction score and large Market Presence compared to the rest of the category. While they may have positive reviews, they do not have enough reviews to validate those ratings. 91% of users rated it 4 or 5 stars, 86% of users believe it is headed in the right direction, and users said they would be likely to recommend Diligent One Platform, formerly HighBond at a rate of 86%. Diligent One Platform, formerly HighBond is also in the Enterprise Risk Management (ERM), Policy Management, Operational Risk Management, Business Continuity Management, Third Party & Supplier Risk Management, Regulatory Change Management, Audit Management, and IT Risk Management categories.

### Satisfaction Ratings



### Top Industries Represented



**Ownership**  
Diligent Corporation



**HQ Location**  
New York, NY



**Year Founded**  
2001



**Employees (Listed On LinkedIn)**  
2,724



**Company Website**  
[diligent.com](https://diligent.com)

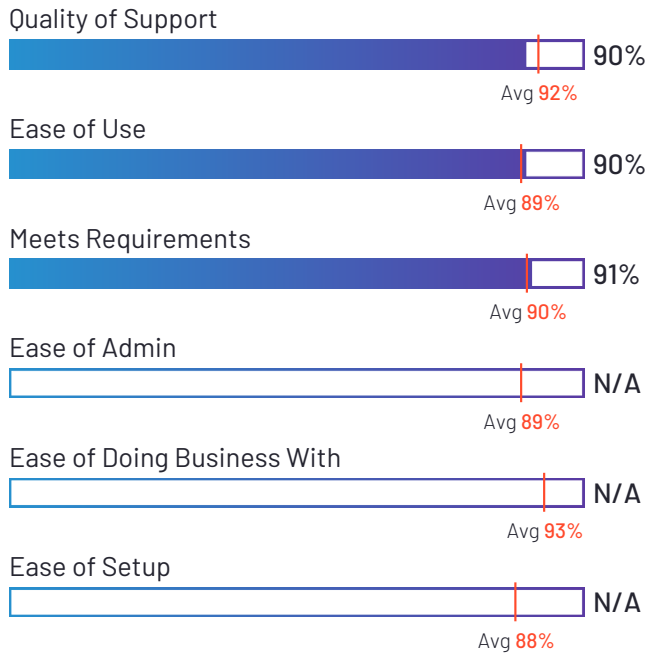


## SAP Disclosure Management


4.2 ★★★★★ (14)

SAP Disclosure Management has been named a Contender product based on having a relatively low customer Satisfaction score and large Market Presence compared to the rest of the category. While they may have positive reviews, they do not have enough reviews to validate those ratings. 92% of users rated it 4 or 5 stars, 100% of users believe it is headed in the right direction, and users said they would be likely to recommend SAP Disclosure Management at a rate of 84%. SAP Disclosure Management is also in the Disclosure Management category.

### Satisfaction Ratings



### Top Industries Represented



\*N/A is displayed when fewer than five responses were received for the question.



**Ownership**  
SAP



**HQ Location**  
Walldorf



**Year Founded**  
1972



**Employees (Listed On LinkedIn)**  
129,051



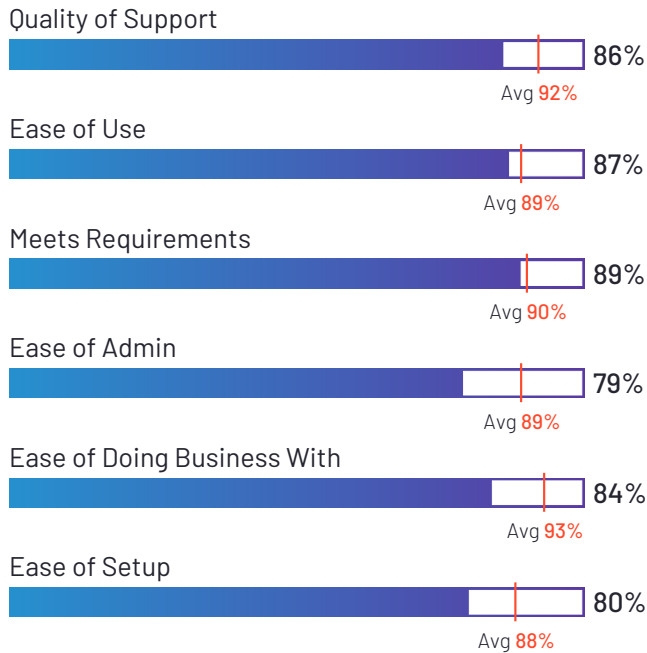
**Company Website**  
[www.sap.com](http://www.sap.com)

ORACLE


4.2 ★★★★★☆ (49)

Oracle Risk Management Cloud has been named a Contender product based on having a relatively low customer Satisfaction score and large Market Presence compared to the rest of the category. While they may have positive reviews, they do not have enough reviews to validate those ratings. 89% of users rated it 4 or 5 stars, 75% of users believe it is headed in the right direction, and users said they would be likely to recommend Oracle ERP Cloud at a rate of 83%. Oracle ERP Cloud is also in the IT Risk Management, Regulatory Change Management, and Business Continuity Management categories.

### Satisfaction Ratings



### Top Industries Represented



**Ownership**  
Oracle



**HQ Location**  
Austin, TX



**Year Founded**  
1977



**Employees (Listed On LinkedIn)**  
204,855



**Company Website**  
[www.oracle.com](http://www.oracle.com)

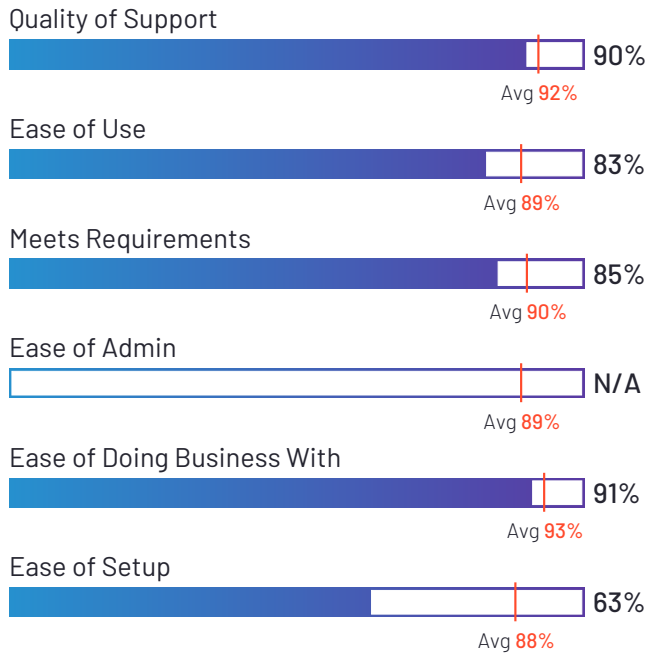


## SAP Management of Change

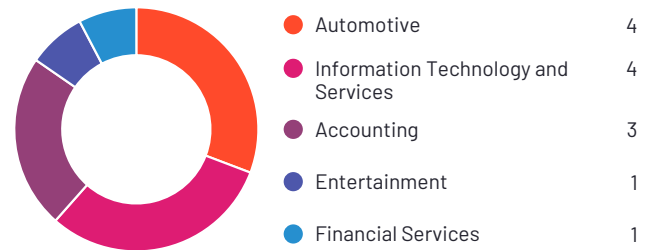
4.1 ★★★★★☆ (17)

SAP Management of Change has been named a Contender product based on having a relatively low customer Satisfaction score and large Market Presence compared to the rest of the category. While they may have positive reviews, they do not have enough reviews to validate those ratings. 94% of users rated it 4 or 5 stars, 87% of users believe it is headed in the right direction, and users said they would be likely to recommend SAP Management of Change at a rate of 82%. SAP Management of Change is also in the Operational Risk Management and GRC Tools categories.

### Satisfaction Ratings



### Top Industries Represented



\*N/A is displayed when fewer than five responses were received for the question.



**Ownership**  
SAP



**HQ Location**  
Walldorf



**Year Founded**  
1972



**Employees (Listed On LinkedIn)**  
129,051



**Company Website**  
[www.sap.com](http://www.sap.com)

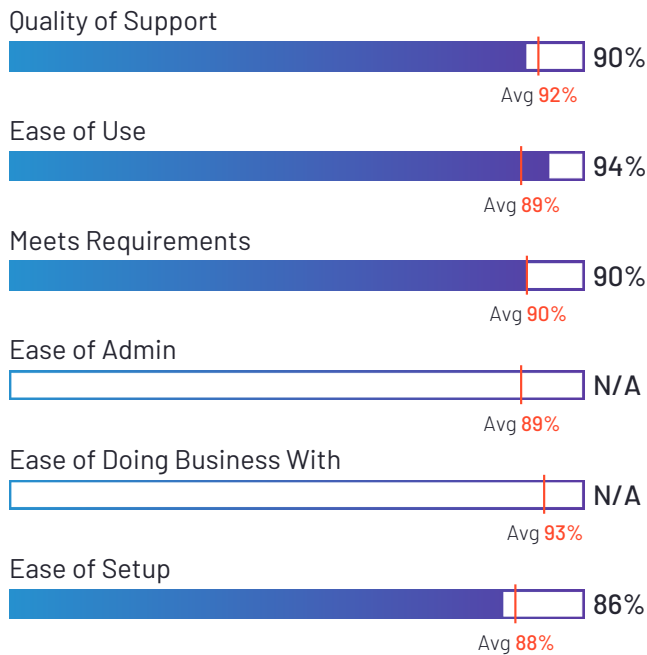
**Thomson  
Reuters™**

# CLEAR

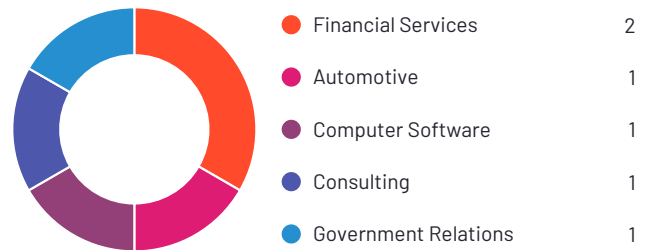
4.2 ★★★★★ (13)

CLEAR has been named a Contender product based on having a relatively low customer Satisfaction score and large Market Presence compared to the rest of the category. While they may have positive reviews, they do not have enough reviews to validate those ratings. 83% of users rated it 4 or 5 stars, 83% of users believe it is headed in the right direction, and users said they would be likely to recommend CLEAR at a rate of 83%. CLEAR is also in the Anti-Money Laundering (AML), E-commerce Fraud Protection, Third Party & Supplier Risk Management, and Investigation Management categories.

## Satisfaction Ratings



## Top Industries Represented



\*N/A is displayed when fewer than five responses were received for the question.

**Ownership**  
Thomson Reuters**HQ Location**  
Toronto, CA**Year Founded**  
2008**Employees (Listed  
On LinkedIn)**  
35,275**Company Website**  
[thomsonreuters.com](https://thomsonreuters.com)

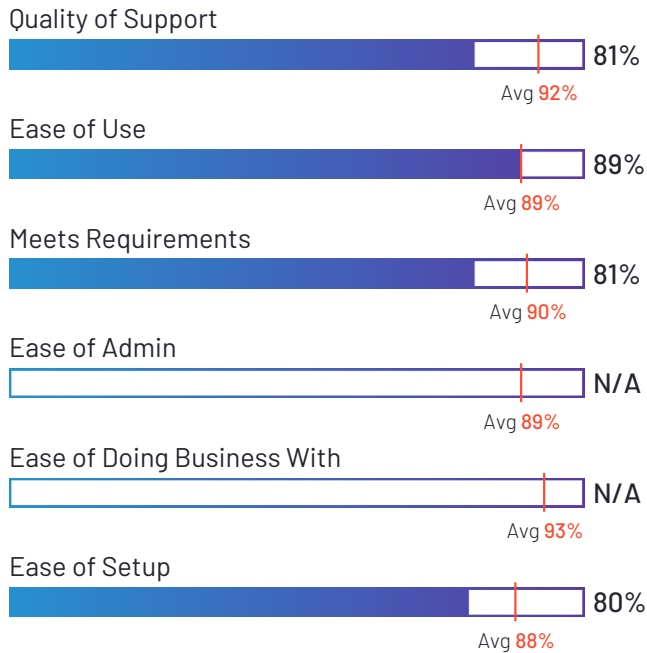


## Google Carbon Footprint

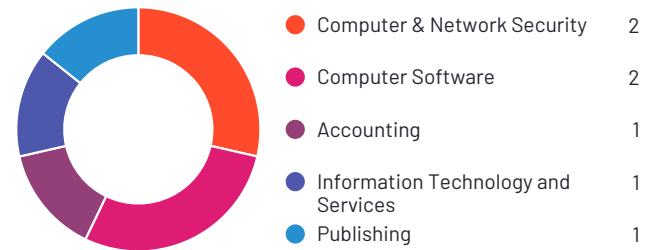
4.6 ★★★★★ (11)

Google Carbon Footprint has been named a Contender product based on having a relatively low customer Satisfaction score and large Market Presence compared to the rest of the category. While they may have positive reviews, they do not have enough reviews to validate those ratings. 100% of users rated it 4 or 5 stars, 100% of users believe it is headed in the right direction, and users said they would be likely to recommend Google Carbon Footprint at a rate of 91%. Google Carbon Footprint is also in the Carbon Accounting category.

### Satisfaction Ratings



### Top Industries Represented



\*N/A is displayed when fewer than five responses were received for the question.



**Ownership**  
Google



**HQ Location**  
Mountain View, CA



**Year Founded**  
1998



**Employees (Listed On LinkedIn)**  
310,061



**Company Website**  
[cloud.google.com](https://cloud.google.com)

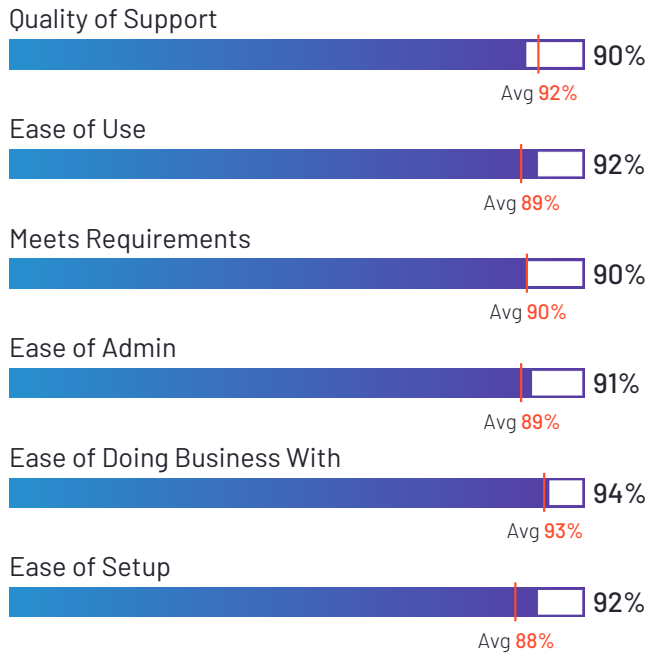


# TalentLMS


4.6 ★★★★★ (781)

TalentLMS has been named a Contender product based on having a relatively low customer Satisfaction score and large Market Presence compared to the rest of the category. While they may have positive reviews, they do not have enough reviews to validate those ratings. 98% of users rated it 4 or 5 stars, 92% of users believe it is headed in the right direction, and users said they would be likely to recommend TalentLMS at a rate of 92%. TalentLMS is also in the Customer Education, Healthcare Learning Management Systems (LMS), Ethics and Compliance Learning, Sales Training and Onboarding, eLearning Content, Training Management Systems, Online Learning Platform, Corporate Learning Management Systems, and Course Authoring categories.

## Satisfaction Ratings



## Top Industries Represented



**Ownership**  
Epignosis LLC



**HQ Location**  
San Francisco,  
California



**Year Founded**  
2012



**Employees (Listed  
On LinkedIn)**  
248



**Company Website**  
[epignosishq.com](https://epignosishq.com)



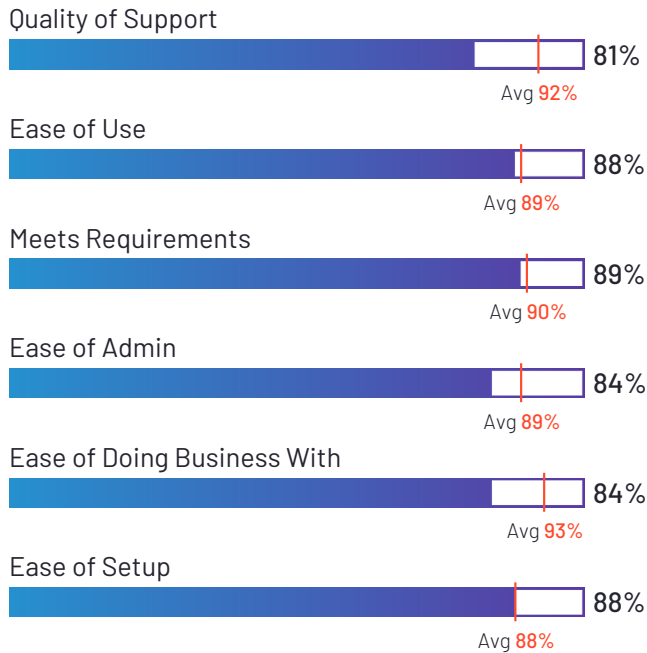


# Ideagen WorkRite

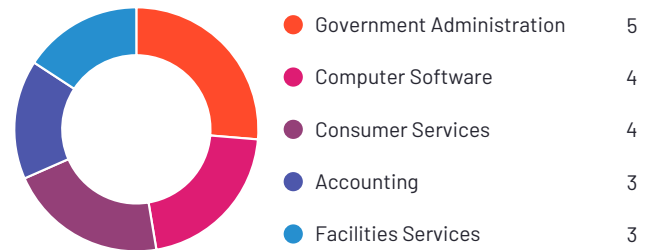
4.1 ★★★★★ (72)

Ideagen WorkRite has been named a Contender product based on having a relatively low customer Satisfaction score and large Market Presence compared to the rest of the category. While they may have positive reviews, they do not have enough reviews to validate those ratings. 89% of users rated it 4 or 5 stars, 81% of users believe it is headed in the right direction, and users said they would be likely to recommend Ideagen WorkRite at a rate of 81%. Ideagen WorkRite is also in the Ethics and Compliance Learning category.

## Satisfaction Ratings



## Top Industries Represented



**Ownership**  
Ideagen



**HQ Location**  
Ruddington,  
Nottingham



**Year Founded**  
2000



**Employees (Listed  
On LinkedIn)**  
1,257



**Company Website**  
[ideagen.com](https://ideagen.com)

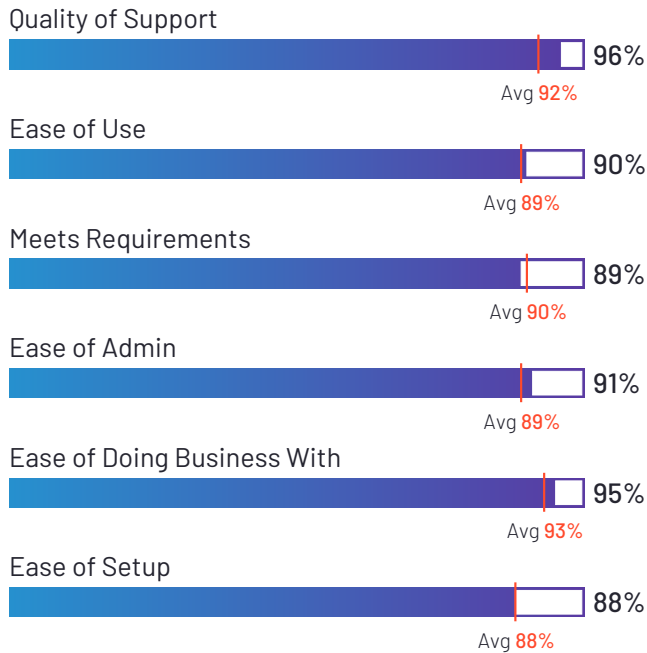
**Onspring**  
→ PEOPLE-POWERED AUTOMATION

# Onspring

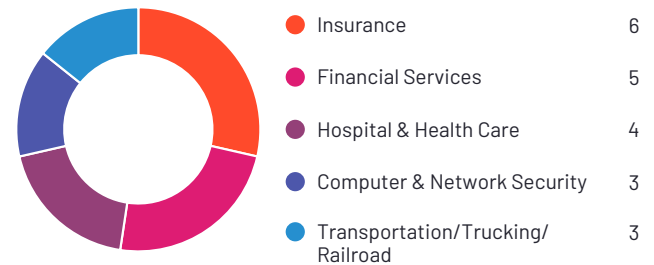
4.7 ★★★★★ (60)

Onspring has been named a Contender product based on having a relatively low customer Satisfaction score and large Market Presence compared to the rest of the category. While they may have positive reviews, they do not have enough reviews to validate those ratings. 96% of users rated it 4 or 5 stars, 94% of users believe it is headed in the right direction, and users said they would be likely to recommend Onspring at a rate of 94%. Onspring is also in the Contract Lifecycle Management (CLM), Workflow Management, Enterprise Risk Management (ERM), Policy Management, Business Continuity Management, Regulatory Change Management, Audit Management, Incident Management, Vendor Management, and Security Compliance categories.

## Satisfaction Ratings



## Top Industries Represented



**Ownership**  
Onspring  
Technologies



**HQ Location**  
Overland Park,  
Kansas



**Year Founded**  
2010



**Employees (Listed  
On LinkedIn)**  
110



**Company Website**  
[onspring.com](https://onspring.com)



# Ubuntu

4.5 ★★★★★ (2,084)

Ubuntu has been named a Contender product based on having a relatively low customer Satisfaction score and large Market Presence compared to the rest of the category. While they may have positive reviews, they do not have enough reviews to validate those ratings. 76% of users rated it 4 or 5 stars, 25% of users believe it is headed in the right direction, and users said they would be likely to recommend Ubuntu at a rate of 78%. Ubuntu is also in the Security Compliance, Cloud Management Platforms, IoT Operating Systems, Operating System, Server Virtualization, and Container Engine categories.

## Satisfaction Ratings

### Quality of Support



### Ease of Use



### Meets Requirements



### Ease of Admin




### Ease of Doing Business With



### Ease of Setup



## Top Industries Represented



\*N/A is displayed when fewer than five responses were received for the question.



**Ownership**  
Canonical Ltd.



**HQ Location**  
London



**Year Founded**  
2004



**Employees (Listed On LinkedIn)**  
1,708



**Company Website**  
[ubuntu.com](https://ubuntu.com)

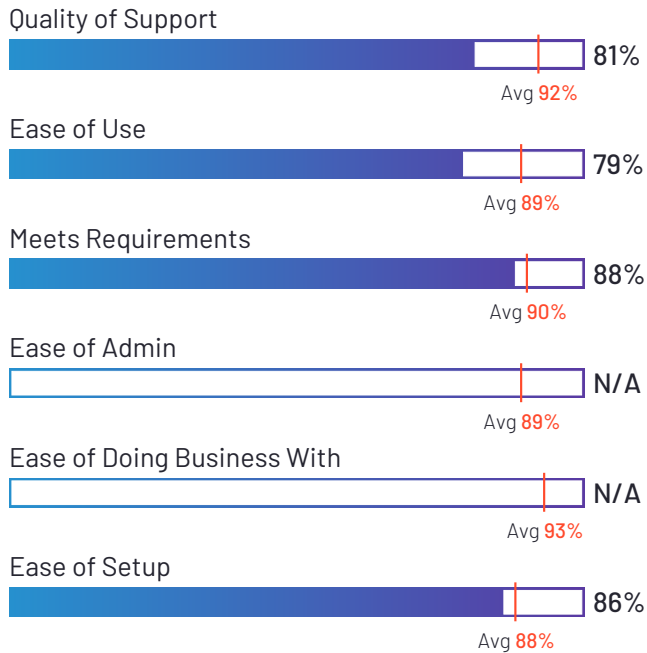


## AML Insight


4.3 ★★★★★ (10)

AML Insight has been named a Contender product based on having a relatively low customer Satisfaction score and large Market Presence compared to the rest of the category. While they may have positive reviews, they do not have enough reviews to validate those ratings. 100% of users rated it 4 or 5 stars, 75% of users believe it is headed in the right direction, and users said they would be likely to recommend AML Insight at a rate of 86%. AML Insight is also in the Anti-Money Laundering (AML) category.

### Satisfaction Ratings



### Top Industries Represented



\*N/A is displayed when fewer than five responses were received for the question.



**Ownership**  
LexisNexis



**HQ Location**  
New York



**Year Founded**  
1970



**Employees (Listed  
On LinkedIn)**  
10,498



**Company Website**  
[lexisnexis.com](https://lexisnexis.com)

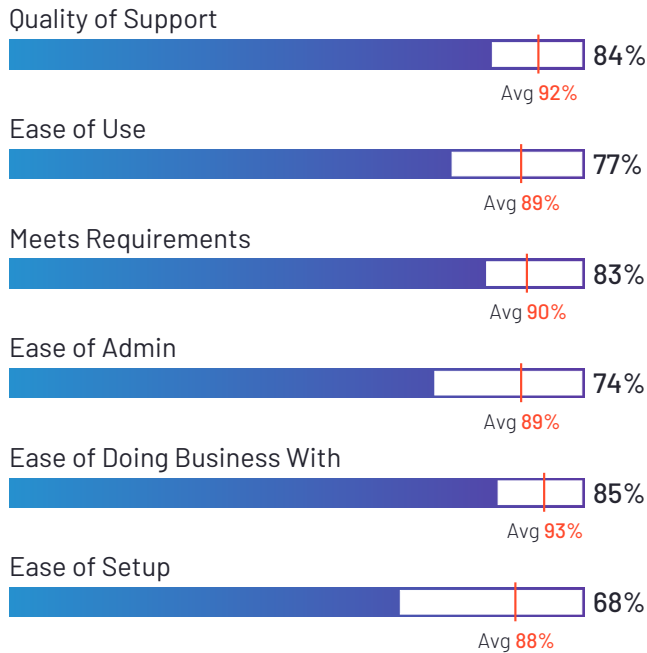


## SAI360

4.1 ★★★★★ (106)

SAI360 has been named a Contender product based on having a relatively low customer Satisfaction score and large Market Presence compared to the rest of the category. While they may have positive reviews, they do not have enough reviews to validate those ratings. 88% of users rated it 4 or 5 stars, 83% of users believe it is headed in the right direction, and users said they would be likely to recommend SAI360 at a rate of 82%. SAI360 is also in the Security Compliance, Harassment Prevention Training, Healthcare Risk Management, Healthcare Compliance, Enterprise Risk Management (ERM), Disclosure Management, Policy Management, Ethics and Compliance Learning, Operational Risk Management, Business Continuity Management, IT Risk Management, Regulatory Change Management, and Audit Management categories.

## Satisfaction Ratings



## Top Industries Represented



**Ownership**  
SAI360



**HQ Location**  
Chicago, US



**Year Founded**  
2003



**Employees (Listed  
On LinkedIn)**  
436



**Company Website**  
[www.sai360.com](http://www.sai360.com)

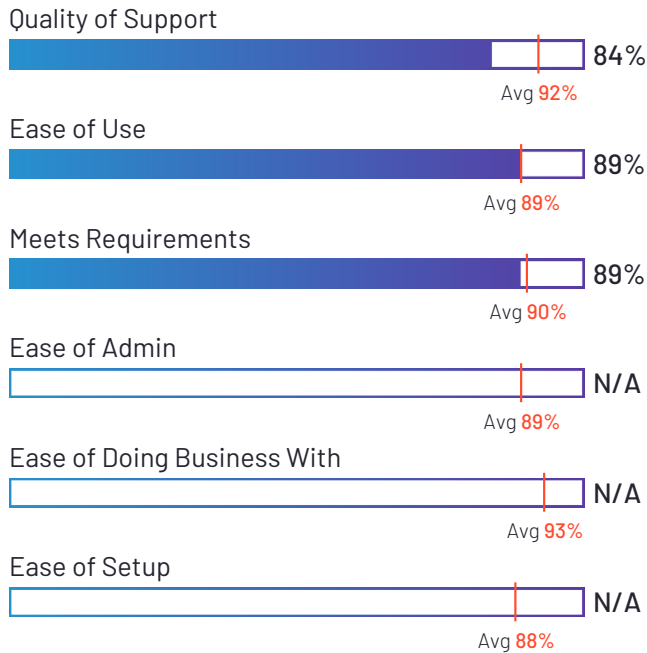


## Dow Jones Risk & Compliance


4.2 ★★★★★ (11)

Dow Jones Risk & Compliance has been named a Contender product based on having a relatively low customer Satisfaction score and large Market Presence compared to the rest of the category. While they may have positive reviews, they do not have enough reviews to validate those ratings. 100% of users rated it 4 or 5 stars, 100% of users believe it is headed in the right direction, and users said they would be likely to recommend Dow Jones Risk & Compliance at a rate of 85%. Dow Jones Risk & Compliance is also in the Third Party & Supplier Risk Management, Regulatory Change Management, Anti-Money Laundering (AML), and Disclosure Management categories.

### Satisfaction Ratings



### Top Industries Represented



\*N/A is displayed when fewer than five responses were received for the question.



**Ownership**  
Dow Jones



**HQ Location**  
New York, NY



**Year Founded**  
1882



**Employees (Listed On LinkedIn)**  
5,664



**Company Website**  
[dowjones.com](https://dowjones.com)



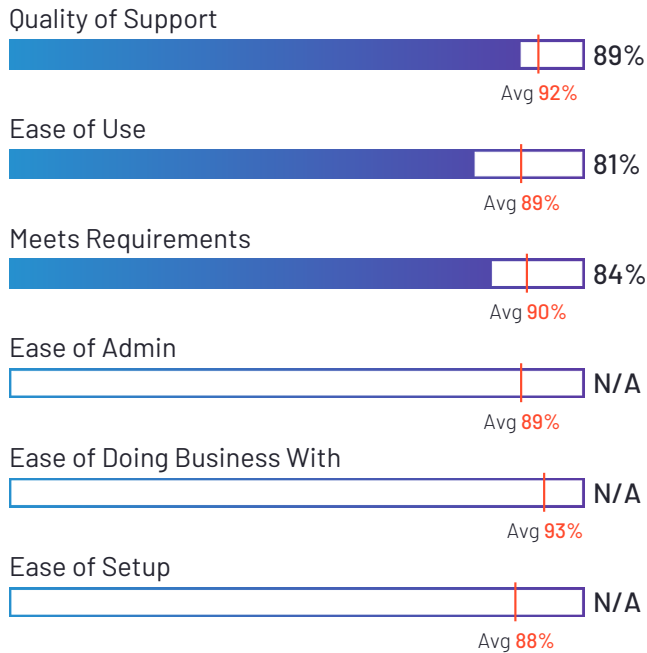
THOMSON REUTERS

## Regulatory Intelligence

4.3 ★★★★★ (21)

Regulatory Intelligence has been named a Contender product based on having a relatively low customer Satisfaction score and large Market Presence compared to the rest of the category. While they may have positive reviews, they do not have enough reviews to validate those ratings. 90% of users rated it 4 or 5 stars, 53% of users believe it is headed in the right direction, and users said they would be likely to recommend Regulatory Intelligence at a rate of 85%. Regulatory Intelligence is also in the Regulatory Change Management category.

### Satisfaction Ratings



### Top Industries Represented



\*N/A is displayed when fewer than five responses were received for the question.



**Ownership**  
London Stock  
Exchange Group  
(LSEG)



**HQ Location**  
London, England



**Employees (Listed  
On LinkedIn)**  
18,074



**Company Website**  
[www.lseg.com](http://www.lseg.com)

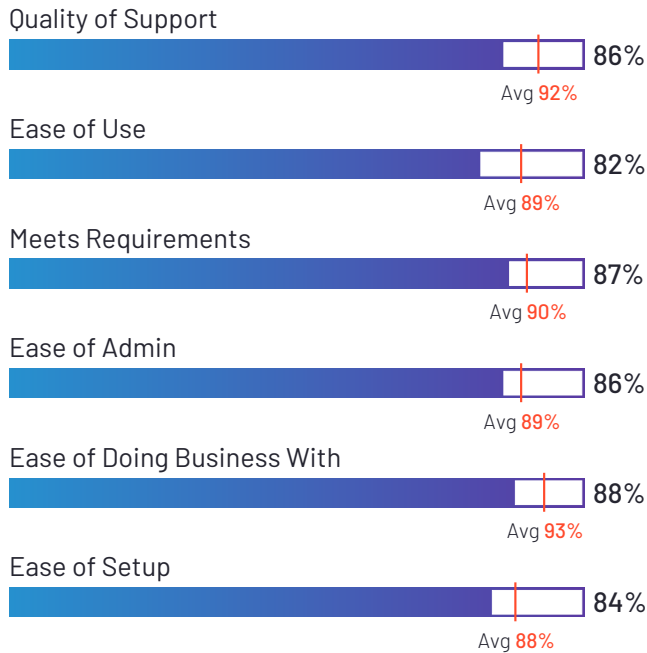


## Ideagen Internal Audit

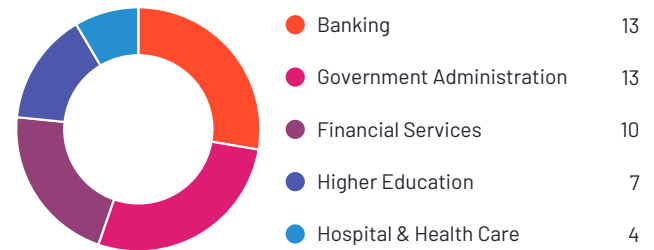
4.3 ★★★★★ (85)

Ideagen Internal Audit has been named a Contender product based on having a relatively low customer Satisfaction score and large Market Presence compared to the rest of the category. While they may have positive reviews, they do not have enough reviews to validate those ratings. 89% of users rated it 4 or 5 stars, 78% of users believe it is headed in the right direction, and users said they would be likely to recommend Ideagen Internal Audit at a rate of 85%. Ideagen Internal Audit is also in the Audit Management category.

### Satisfaction Ratings



### Top Industries Represented



**Ownership**  
Ideagen



**HQ Location**  
Ruddington,  
Nottingham



**Year Founded**  
2000



**Employees (Listed  
On LinkedIn)**  
1,257



**Company Website**  
[ideagen.com](https://ideagen.com)



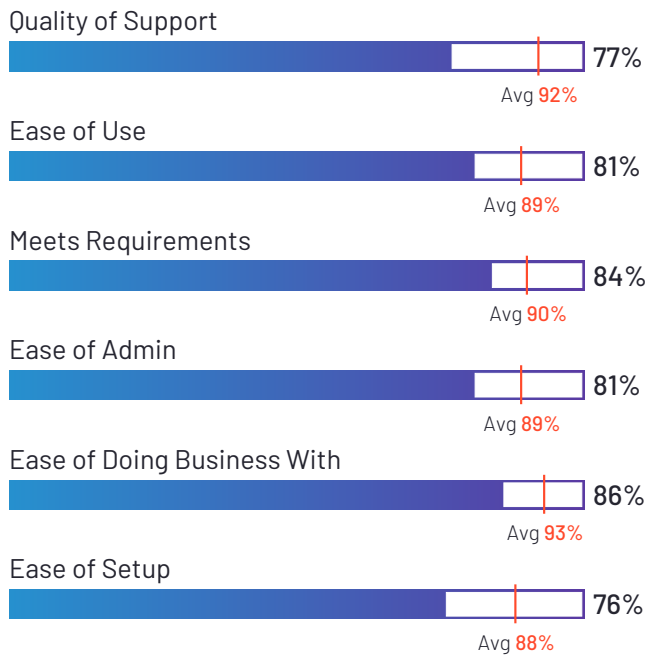


## Oracle GRC

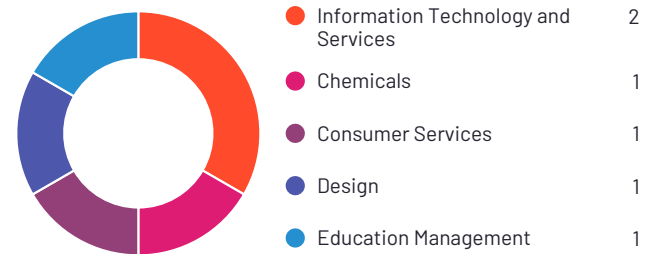
4.0 ★★★★★ (12)

Oracle GRC has been named a Contender product based on having a relatively low customer Satisfaction score and large Market Presence compared to the rest of the category. While they may have positive reviews, they do not have enough reviews to validate those ratings. 91% of users rated it 4 or 5 stars, 100% of users believe it is headed in the right direction, and users said they would be likely to recommend Oracle GRC at a rate of 79%. Oracle GRC is also in the Enterprise Risk Management (ERM), Regulatory Change Management, and Business Continuity Management categories.

### Satisfaction Ratings



### Top Industries Represented



**Ownership**  
Oracle



**HQ Location**  
Austin, TX



**Year Founded**  
1977



**Employees (Listed On LinkedIn)**  
204,855



**Company Website**  
[www.oracle.com](http://www.oracle.com)

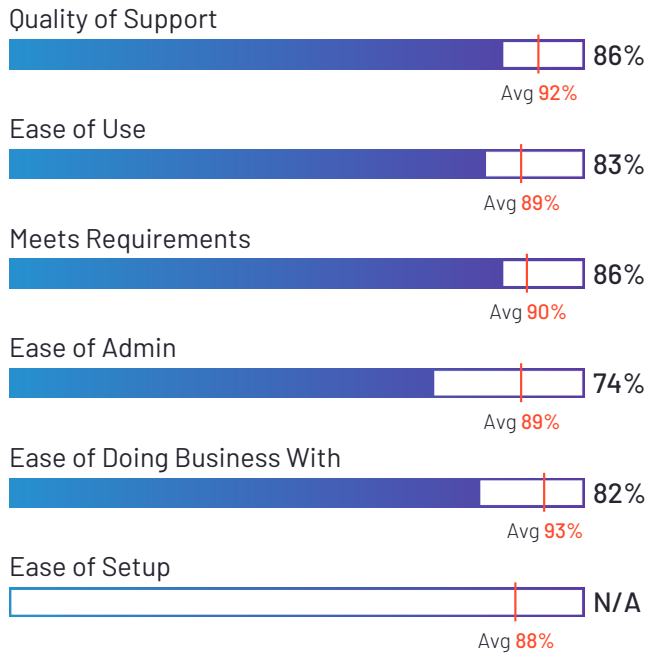


# Safeguard Global

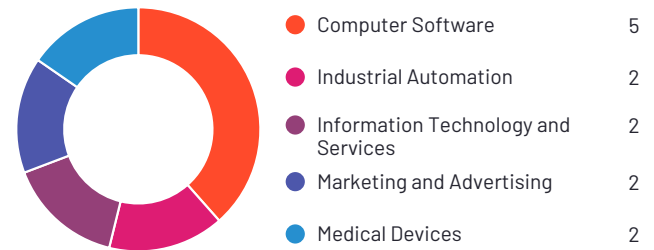
4.2 ★★★★★ (95)

Safeguard Global has been named a Contender product based on having a relatively low customer Satisfaction score and large Market Presence compared to the rest of the category. While they may have positive reviews, they do not have enough reviews to validate those ratings. 86% of users rated it 4 or 5 stars, 100% of users believe it is headed in the right direction, and users said they would be likely to recommend Safeguard Global at a rate of 83%. Safeguard Global is also in the Employer of Record (EOR), Global Employment Platforms (GEP), Contractor Payments, Entity Management, Contractor Management, Expense Management, Core HR, HR Analytics, HR Compliance, Payroll, Multi-Country Payroll, and Time & Attendance categories.

## Satisfaction Ratings



## Top Industries Represented



\*N/A is displayed when fewer than five responses were received for the question.



**Ownership**  
Safeguard Global



**HQ Location**  
Austin, Texas



**Year Founded**  
2008



**Employees (Listed On LinkedIn)**  
1,729



**Company Website**  
[safeguardglobal.com](https://safeguardglobal.com)

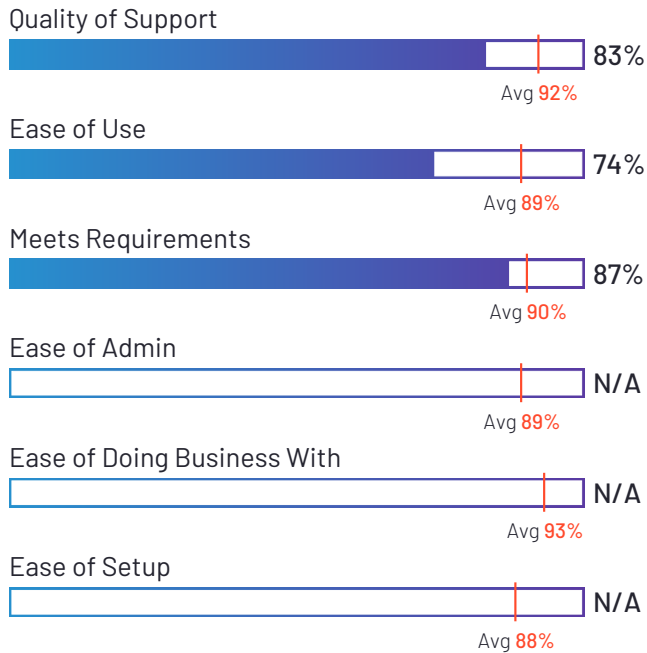


# SAP SuccessFactors Learning

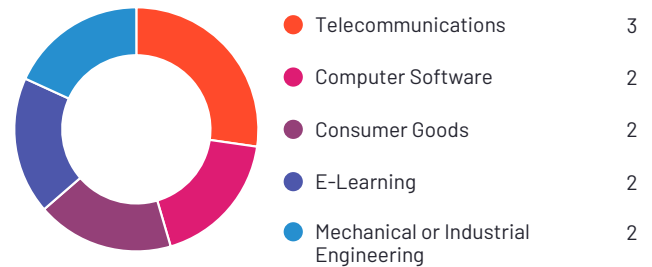
3.6 ★★★★★ (31)

SAP SuccessFactors Learning has been named a Contender product based on having a relatively low customer Satisfaction score and large Market Presence compared to the rest of the category. While they may have positive reviews, they do not have enough reviews to validate those ratings. 71% of users rated it 4 or 5 stars, 67% of users believe it is headed in the right direction, and users said they would be likely to recommend SAP SuccessFactors Learning at a rate of 75%. SAP SuccessFactors Learning is also in the Ethics and Compliance Learning, Learning Experience Platforms (LXP), Corporate Learning Management Systems, and Training Management Systems categories.

## Satisfaction Ratings



## Top Industries Represented



\*N/A is displayed when fewer than five responses were received for the question.



**Ownership**  
SAP



**HQ Location**  
Walldorf



**Year Founded**  
1972



**Employees (Listed On LinkedIn)**  
129,051



**Company Website**  
[www.sap.com](http://www.sap.com)

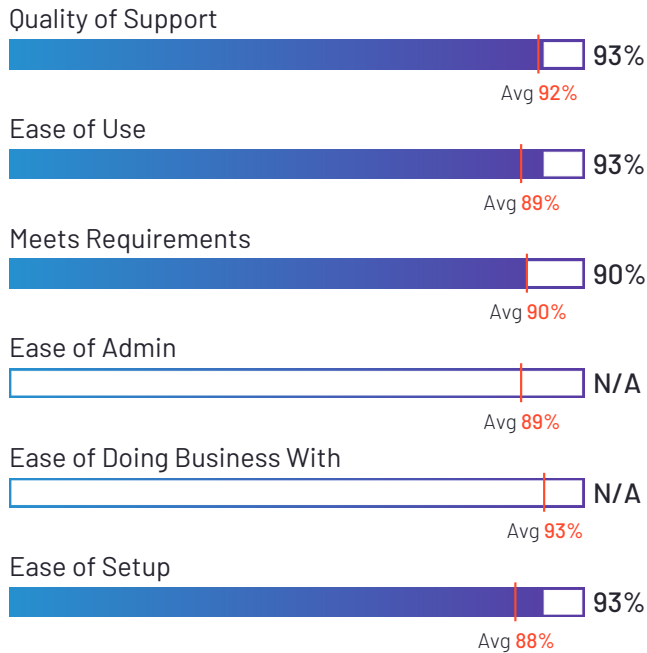


## DataTracks


4.6 ★★★★★ (26)

DataTracks has been named a Contender product based on having a relatively low customer Satisfaction score and large Market Presence compared to the rest of the category. While they may have positive reviews, they do not have enough reviews to validate those ratings. 100% of users rated it 4 or 5 stars, 100% of users believe it is headed in the right direction, and users said they would be likely to recommend DataTracks at a rate of 92%. DataTracks is also in the Disclosure Management, Regulatory Change Management, and Environmental, Social, and Governance (ESG) Reporting categories.

### Satisfaction Ratings



### Top Industries Represented



\*N/A is displayed when fewer than five responses were received for the question.



**Ownership**  
DataTracks



**HQ Location**  
Singapore, Singapore



**Year Founded**  
2005



**Employees (Listed On LinkedIn)**  
486



**Company Website**  
[datatracks.com](https://datatracks.com)

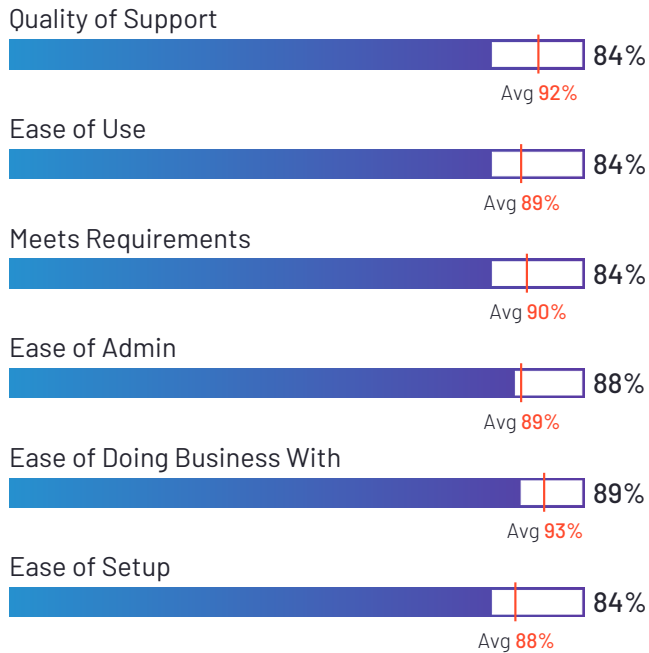


# Grid

4.1 ★★★★★ (13)

Grid has been named a Contender product based on having a relatively low customer Satisfaction score and large Market Presence compared to the rest of the category. While they may have positive reviews, they do not have enough reviews to validate those ratings. 92% of users rated it 4 or 5 stars, 80% of users believe it is headed in the right direction, and users said they would be likely to recommend Grid at a rate of 83%. Grid is also in the Regulatory Change Management and Anti-Money Laundering (AML) categories.

## Satisfaction Ratings



## Top Industries Represented



**Ownership**  
Moody's



**HQ Location**  
New York, NY



**Employees (Listed On LinkedIn)**  
11,861



**Company Website**  
[www.moody.com](http://www.moody.com)

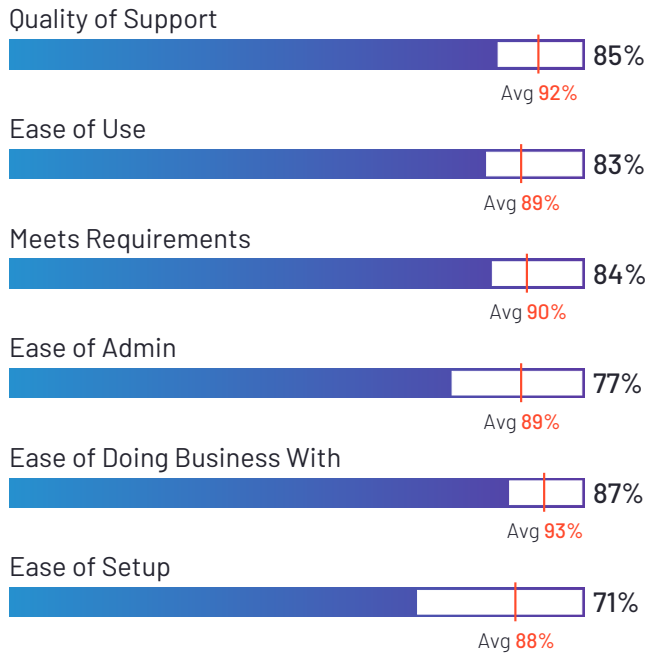


## Riskconnect Risk Management Information System (RMIS)

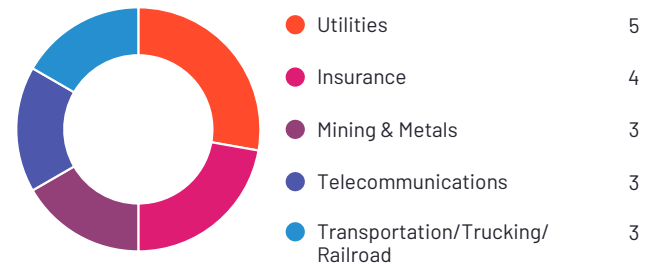
4.1 ★★★★★ (35)

Riskconnect Risk Management Information System (RMIS) has been named a Contender product based on having a relatively low customer Satisfaction score and large Market Presence compared to the rest of the category. While they may have positive reviews, they do not have enough reviews to validate those ratings. 80% of users rated it 4 or 5 stars, 85% of users believe it is headed in the right direction, and users said they would be likely to recommend Riskconnect Risk Management Information System (RMIS) at a rate of 83%. Riskconnect Risk Management Information System (RMIS) is also in the Operational Risk Management category.

### Satisfaction Ratings



### Top Industries Represented



**Ownership**  
Riskconnect



**HQ Location**  
Atlanta, US



**Employees (Listed On LinkedIn)**  
980



**Company Website**  
[riskconnect.com](https://riskconnect.com)

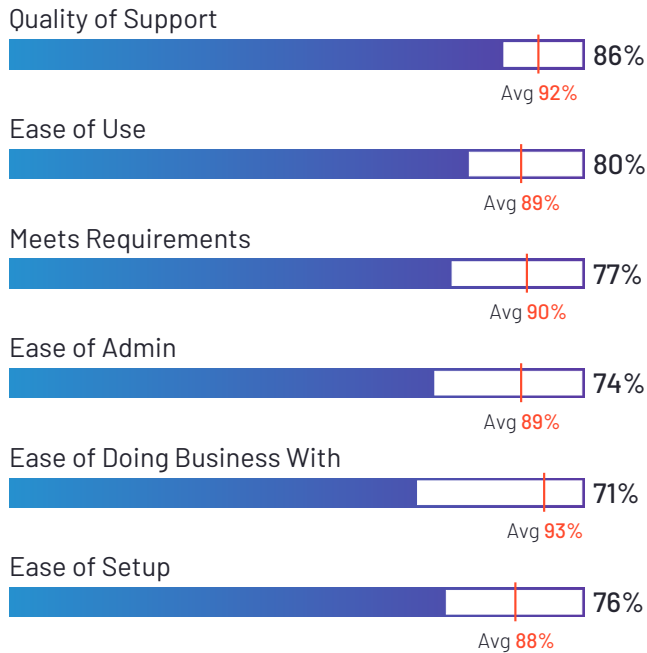


## Workday Adaptive Planning

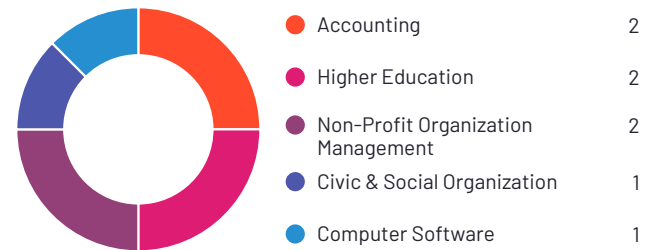
4.3 ★★★★★ (275)

Workday Adaptive Planning has been named a Contender product based on having a relatively low customer Satisfaction score and large Market Presence compared to the rest of the category. While they may have positive reviews, they do not have enough reviews to validate those ratings. 100% of users rated it 4 or 5 stars, 85% of users believe it is headed in the right direction, and users said they would be likely to recommend Workday Adaptive Planning at a rate of 87%. Workday Adaptive Planning is also in the Environmental, Social, and Governance (ESG) Reporting, Sales Planning, FP&A (Financial Planning & Analysis), Budgeting and Forecasting, and Workforce Planning categories.

### Satisfaction Ratings



### Top Industries Represented



**Ownership**  
Workday



**HQ Location**  
Pleasanton, CA



**Year Founded**  
2005



**Employees (Listed On LinkedIn)**  
24,694



**Company Website**  
[workday.com](https://workday.com)

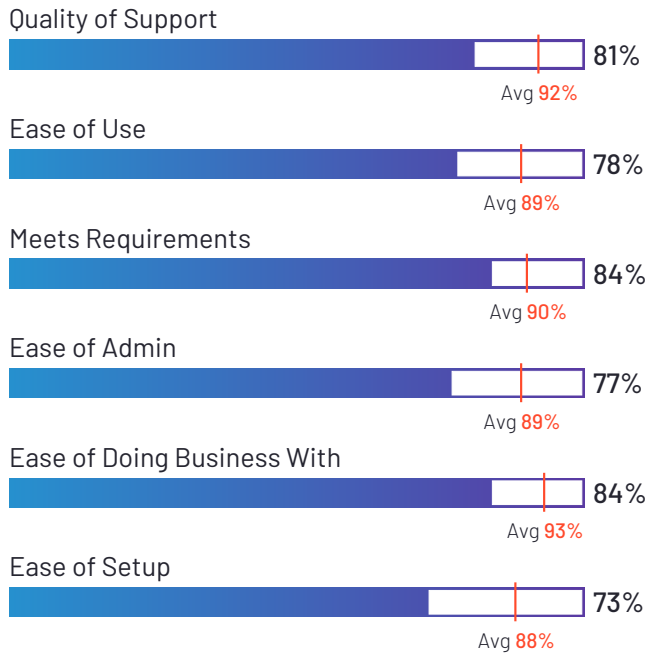


## SAS Fraud, Anti-Money Laundering & Security Intelligence


4.1 ★★★★★ (32)

SAS Fraud, Anti-Money Laundering & Security Intelligence has been named a Contender product based on having a relatively low customer Satisfaction score and large Market Presence compared to the rest of the category. While they may have positive reviews, they do not have enough reviews to validate those ratings. 88% of users rated it 4 or 5 stars, 79% of users believe it is headed in the right direction, and users said they would be likely to recommend SAS Fraud, Anti-Money Laundering & Security Intelligence at a rate of 79%. SAS Fraud, Anti-Money Laundering & Security Intelligence is also in the Identity Verification, Insurance Analytics, Healthcare Claims Management, Anti-Money Laundering (AML), Incident Management, and E-commerce Fraud Protection categories.

### Satisfaction Ratings



### Top Industries Represented



**Ownership**  
SAS Institute Inc.



**HQ Location**  
Cary, NC



**Year Founded**  
1976



**Employees (Listed On LinkedIn)**  
17,528



**Company Website**  
[www.sas.com](http://www.sas.com)



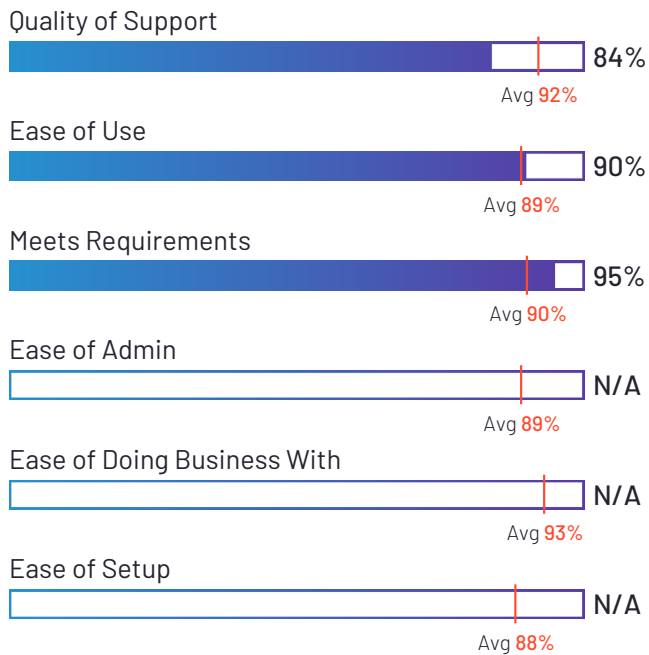


# LexisNexis TrailTracker

4.0 ★★★★★ (19)

LexisNexis TrailTracker has been named a Contender product based on having a relatively low customer Satisfaction score and large Market Presence compared to the rest of the category. While they may have positive reviews, they do not have enough reviews to validate those ratings. 84% of users rated it 4 or 5 stars, 88% of users believe it is headed in the right direction, and users said they would be likely to recommend LexisNexis TrailTracker at a rate of 80%. LexisNexis TrailTracker is also in the Investigation Management category.

## Satisfaction Ratings



## Top Industries Represented



\*N/A is displayed when fewer than five responses were received for the question.



**Ownership**  
LexisNexis



**HQ Location**  
New York



**Year Founded**  
1970



**Employees (Listed On LinkedIn)**  
10,498



**Company Website**  
[lexisnexis.com](https://lexisnexis.com)

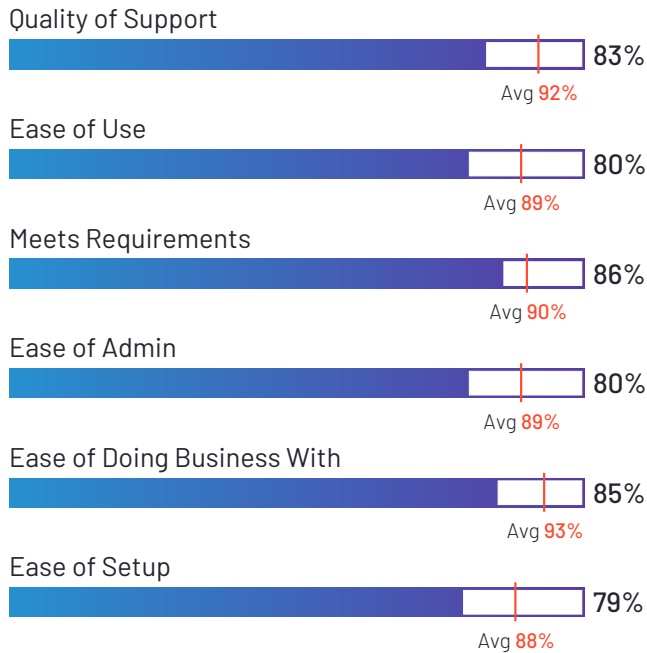


## Ideagen Risk Management

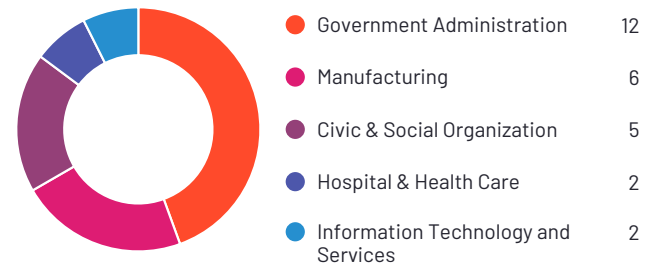
4.1 ★★★★★☆ (39)

Ideagen Risk Management has been named a Contender product based on having a relatively low customer Satisfaction score and large Market Presence compared to the rest of the category. While they may have positive reviews, they do not have enough reviews to validate those ratings. 89% of users rated it 4 or 5 stars, 82% of users believe it is headed in the right direction, and users said they would be likely to recommend Ideagen Risk Management at a rate of 83%. Ideagen Risk Management is also in the Enterprise Risk Management (ERM), Policy Management, and Business Continuity Management categories.

### Satisfaction Ratings



### Top Industries Represented



**Ownership**  
Ideagen



**HQ Location**  
Ruddington,  
Nottingham



**Year Founded**  
2000



**Employees (Listed  
On LinkedIn)**  
1,257



**Company Website**  
[ideagen.com](https://ideagen.com)

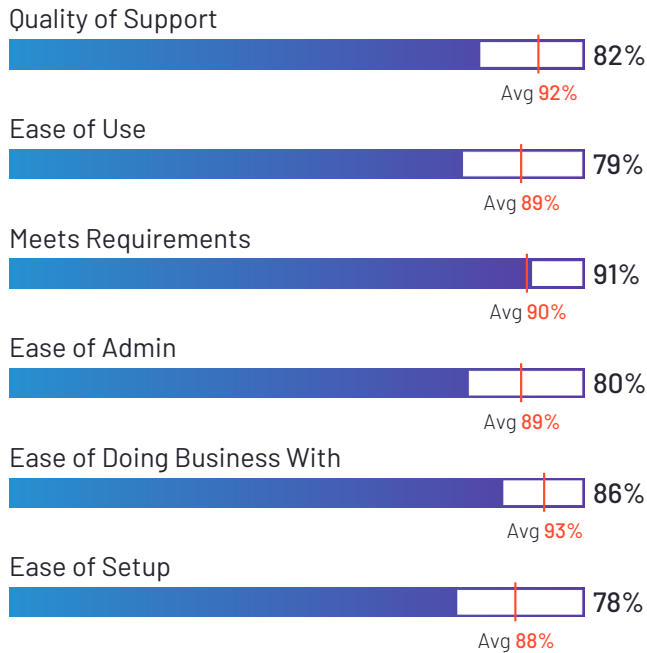


# Tripwire Enterprise


3.9 ★★★★★ (31)

Tripwire Enterprise has been named a Contender product based on having a relatively low customer Satisfaction score and large Market Presence compared to the rest of the category. While they may have positive reviews, they do not have enough reviews to validate those ratings. 100% of users rated it 4 or 5 stars, 73% of users believe it is headed in the right direction, and users said they would be likely to recommend Tripwire at a rate of 84%. Tripwire is also in the Security Compliance, Cloud Compliance, and Sensitive Data Discovery categories.

## Satisfaction Ratings



## Top Industries Represented



**Ownership**  
Fortra



**HQ Location**  
Eden Prairie,  
Minnesota



**Year Founded**  
1982



**Employees (Listed  
On LinkedIn)**  
1,643



**Company Website**  
[www.fortra.com](http://www.fortra.com)

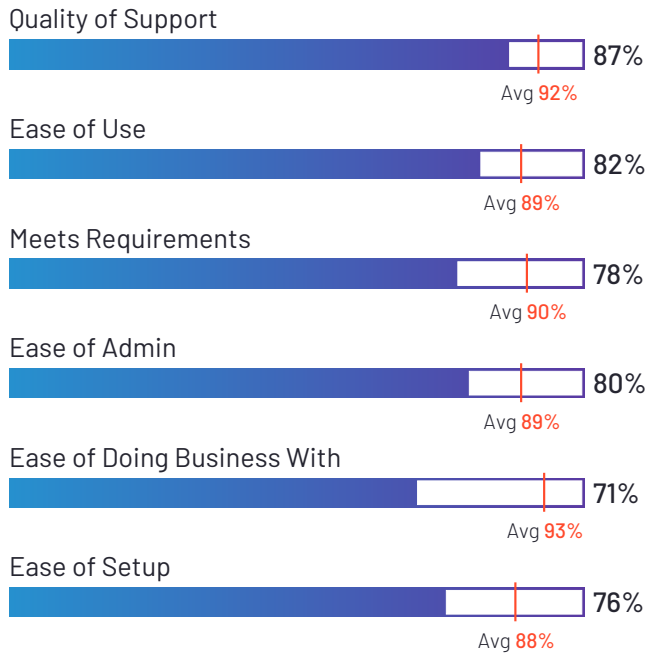
ecovadis

## EcoVadis

3.8 ★★★★★☆ (40)

EcoVadis has been named a Contender product based on having a relatively low customer Satisfaction score and large Market Presence compared to the rest of the category. While they may have positive reviews, they do not have enough reviews to validate those ratings. 80% of users rated it 4 or 5 stars, 81% of users believe it is headed in the right direction, and users said they would be likely to recommend EcoVadis at a rate of 74%. EcoVadis is also in the SAP Store, Corporate Social Responsibility (CSR), Sustainability Management, Third Party & Supplier Risk Management, and Environmental, Social, and Governance (ESG) Reporting categories.

## Satisfaction Ratings



## Top Industries Represented



**Ownership**  
EcoVadis



**HQ Location**  
Paris, Ile-de-France



**Year Founded**  
2007



**Employees (Listed On LinkedIn)**  
1,826



**Company Website**  
[ecovadis.com](https://ecovadis.com)

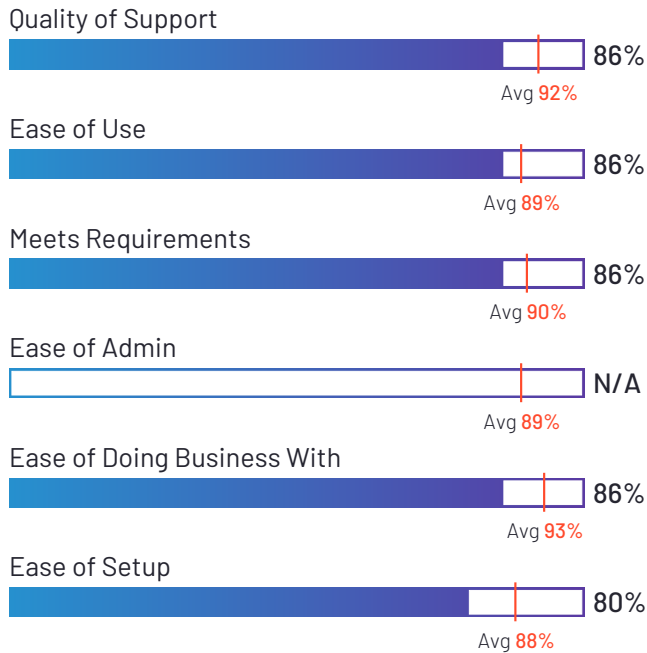


# Protiviti


4.2 ★★★★★ (10)

Protiviti has been named a Contender product based on having a relatively low customer Satisfaction score and large Market Presence compared to the rest of the category. While they may have positive reviews, they do not have enough reviews to validate those ratings. 90% of users rated it 4 or 5 stars, 75% of users believe it is headed in the right direction, and users said they would be likely to recommend Protiviti-Governance Portal at a rate of 84%. Protiviti-Governance Portal is also in the Regulatory Change Management and SAP Store categories.

## Satisfaction Ratings



## Top Industries Represented



\*N/A is displayed when fewer than five responses were received for the question.



**Ownership**  
Protiviti



**HQ Location**  
Menlo Park, US



**Year Founded**  
2002



**Employees (Listed On LinkedIn)**  
12,822



**Company Website**  
[protiviti.com](https://protiviti.com)

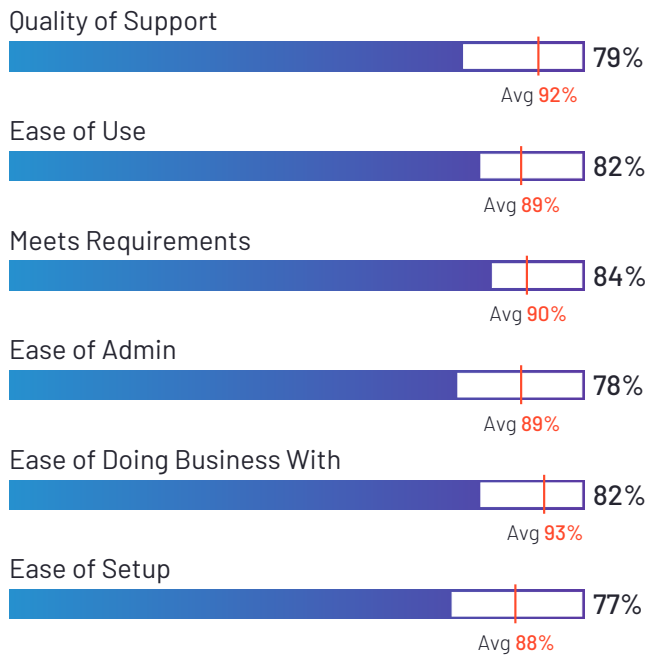


## Ideagen CompliSpace

3.9 ★★★★★ (46)

Ideagen CompliSpace has been named a Contender product based on having a relatively low customer Satisfaction score and large Market Presence compared to the rest of the category. While they may have positive reviews, they do not have enough reviews to validate those ratings. 80% of users rated it 4 or 5 stars, 74% of users believe it is headed in the right direction, and users said they would be likely to recommend Ideagen CompliSpace at a rate of 79%. Ideagen CompliSpace is also in the Healthcare Compliance and Regulatory Change Management categories.

### Satisfaction Ratings



### Top Industries Represented



**Ownership**  
Ideagen



**HQ Location**  
Ruddington,  
Nottingham



**Year Founded**  
2000



**Employees (Listed  
On LinkedIn)**  
1,257



**Company Website**  
[ideagen.com](https://www.ideagen.com)

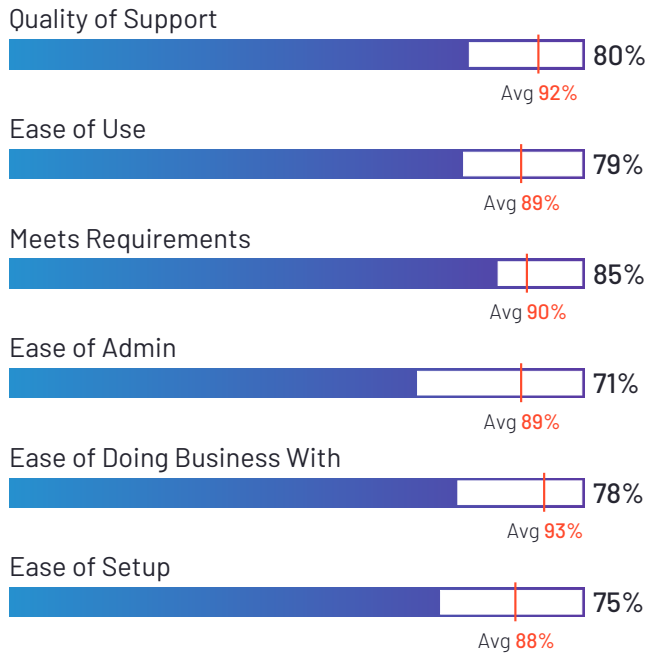
servicenow.

# ServiceNow Integrated Risk Management

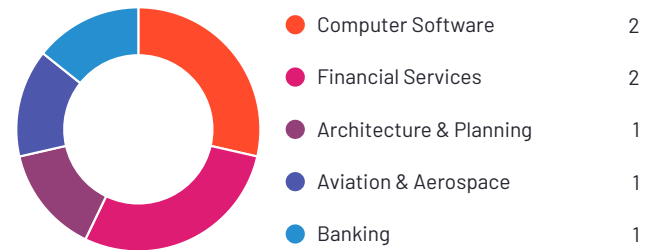
4.4 ★★★★★ (22)

ServiceNow Integrated Risk Management has been named a Contender product based on having a relatively low customer Satisfaction score and large Market Presence compared to the rest of the category. While they may have positive reviews, they do not have enough reviews to validate those ratings. 89% of users rated it 4 or 5 stars, 86% of users believe it is headed in the right direction, and users said they would be likely to recommend ServiceNow Integrated Risk Management at a rate of 87%. ServiceNow Integrated Risk Management is also in the Enterprise Risk Management (ERM), Policy Management, Operational Risk Management, Regulatory Change Management, and Audit Management categories.

## Satisfaction Ratings



## Top Industries Represented



**Ownership**  
ServiceNow



**HQ Location**  
Santa Clara, CA



**Year Founded**  
2004



**Employees (Listed  
On LinkedIn)**  
30,776



**Company Website**  
[servicenow.com](https://servicenow.com)

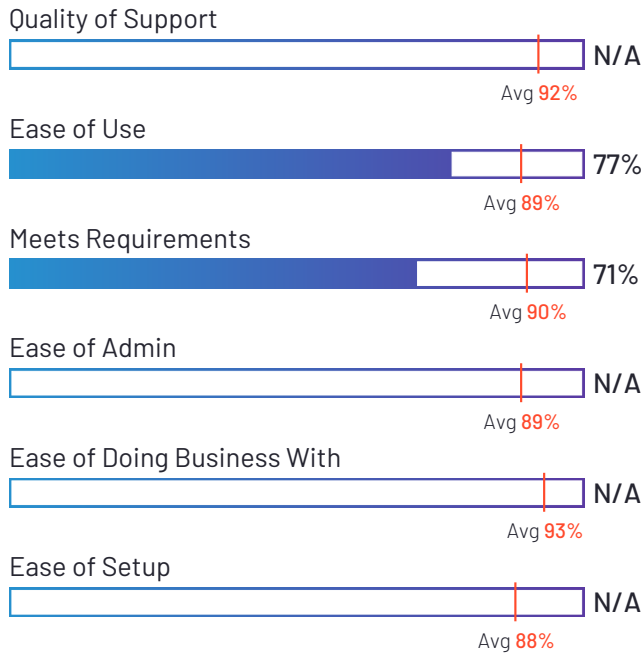


# SymphonyAI Financial Services

4.0 ★★★★★ (12)

SymphonyAI Financial Services has been named a Contender product based on having a relatively low customer Satisfaction score and large Market Presence compared to the rest of the category. While they may have positive reviews, they do not have enough reviews to validate those ratings. 92% of users rated it 4 or 5 stars, 25% of users believe it is headed in the right direction, and users said they would be likely to recommend SymphonyAI Financial Services at a rate of 80%. SymphonyAI Financial Services is also in the Anti-Money Laundering (AML) category.

## Satisfaction Ratings



## Top Industries Represented



\*N/A is displayed when fewer than five responses were received for the question.



### Ownership

SymphonyAI IT  
Service Management



### HQ Location

Palo Alto, California



### Year Founded

2017



### Employees (Listed On LinkedIn)

2,074



### Company Website

[symphonyai.com](https://symphonyai.com)



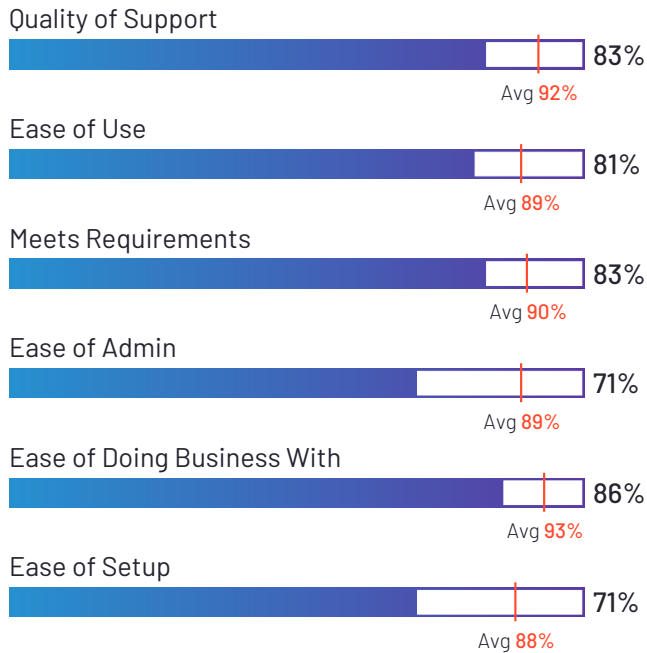
**ORACLE**  
Financial Services

## Oracle Financial Crime and Compliance Management


**3.9** ★★★★★☆ (14)

Oracle Financial Crime and Compliance Management has been named a Contender product based on having a relatively low customer Satisfaction score and large Market Presence compared to the rest of the category. While they may have positive reviews, they do not have enough reviews to validate those ratings. 85% of users rated it 4 or 5 stars, 60% of users believe it is headed in the right direction, and users said they would be likely to recommend Oracle Financial Crime and Compliance Management at a rate of 78%. Oracle Financial Crime and Compliance Management is also in the Anti-Money Laundering (AML) category.

### Satisfaction Ratings



### Top Industries Represented

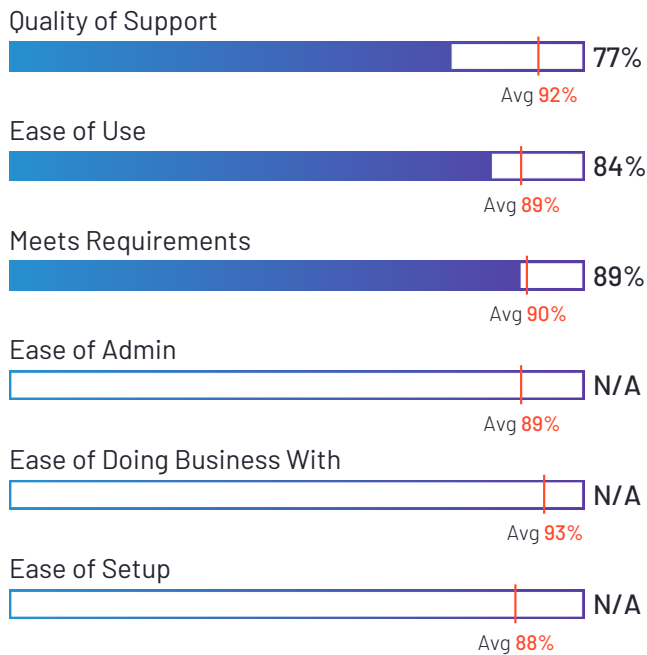
**Ownership**  
Oracle**HQ Location**  
Austin, TX**Year Founded**  
1977**Employees (Listed  
On LinkedIn)**  
204,855**Company Website**  
[www.oracle.com](http://www.oracle.com)

## Bloomberg

4.3 ★★★★★ (12)

Bloomberg Vault has been named a Contender product based on having a relatively low customer Satisfaction score and large Market Presence compared to the rest of the category. While they may have positive reviews, they do not have enough reviews to validate those ratings. 92% of users rated it 4 or 5 stars, 80% of users believe it is headed in the right direction, and users said they would be likely to recommend Bloomberg Vault at a rate of 85%. Bloomberg Vault is also in the Digital Communications Governance category.

## Satisfaction Ratings



## Top Industries Represented



\*N/A is displayed when fewer than five responses were received for the question.



## Ownership

Bloomberg Industry Group



## HQ Location

Arlington, VA



## Year Founded

1929



## Employees (Listed On LinkedIn)

1,867



## Company Website

[bloombergindustry.com](https://bloombergindustry.com)

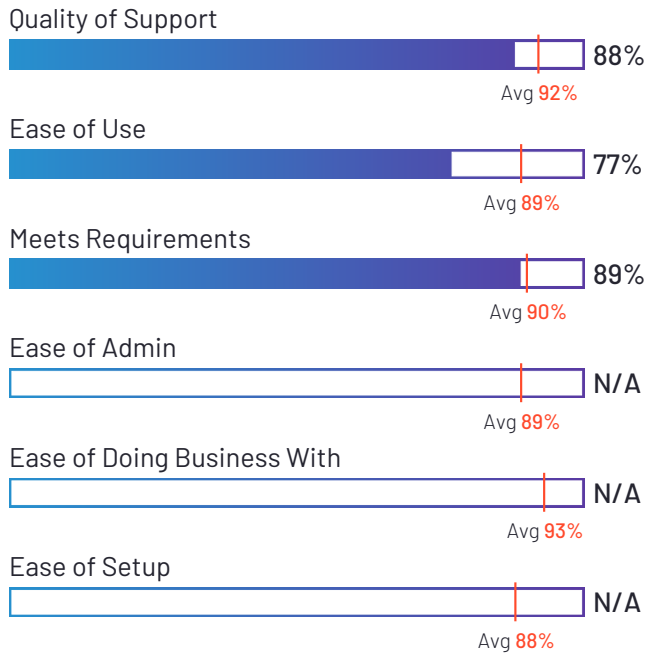


# SAS Governance and Compliance Manager


4.5 ★★★★★ (14)

SAS Governance and Compliance Manager has been named a Contender product based on having a relatively low customer Satisfaction score and large Market Presence compared to the rest of the category. While they may have positive reviews, they do not have enough reviews to validate those ratings. 100% of users rated it 4 or 5 stars, 85% of users believe it is headed in the right direction, and users said they would be likely to recommend SAS Governance and Compliance Manager at a rate of 89%. SAS Governance and Compliance Manager is also in the Audit Management, Policy Management, and Enterprise Risk Management (ERM) categories.

## Satisfaction Ratings



## Top Industries Represented



\*N/A is displayed when fewer than five responses were received for the question.



### Ownership

SAS Institute Inc.



### HQ Location

Cary, NC



### Year Founded

1976



### Employees (Listed On LinkedIn)

17,528



### Company Website

[www.sas.com](http://www.sas.com)

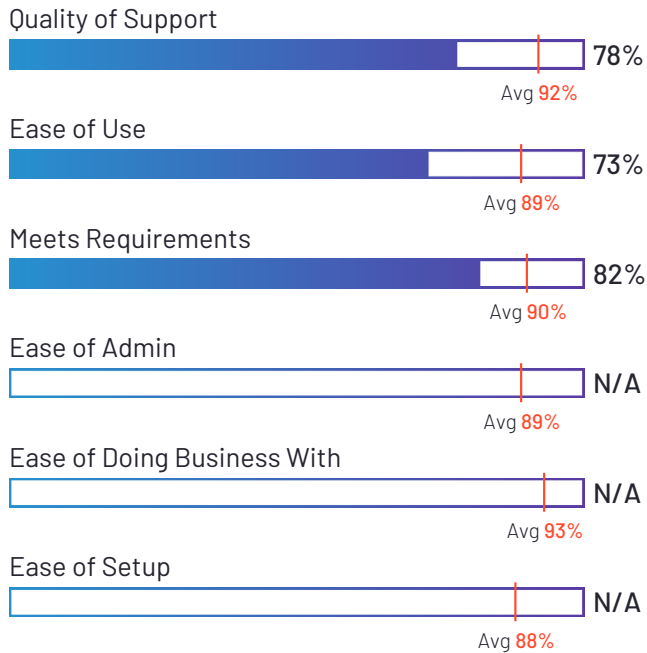


## Qualys PCI


4.1 ★★★★★☆ (14)

Qualys PCI has been named a Contender product based on having a relatively low customer Satisfaction score and large Market Presence compared to the rest of the category. While they may have positive reviews, they do not have enough reviews to validate those ratings. 93% of users rated it 4 or 5 stars, 67% of users believe it is headed in the right direction, and users said they would be likely to recommend Qualys PCI at a rate of 81%. Qualys PCI is also in the Security Compliance category.

### Satisfaction Ratings



### Top Industries Represented



\*N/A is displayed when fewer than five responses were received for the question.



**Ownership**  
Qualys



**HQ Location**  
Foster City, CA



**Year Founded**  
1999



**Employees (Listed On LinkedIn)**  
2,905



**Company Website**  
[www.qualys.com](http://www.qualys.com)

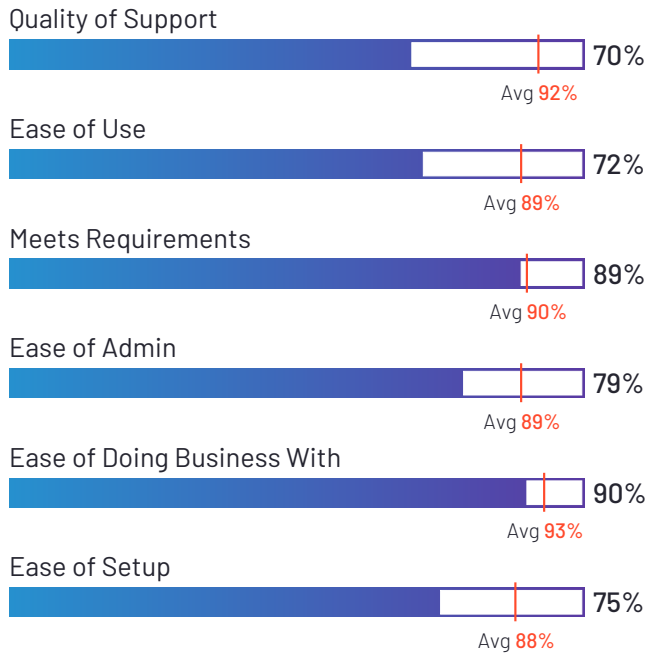


# Archer

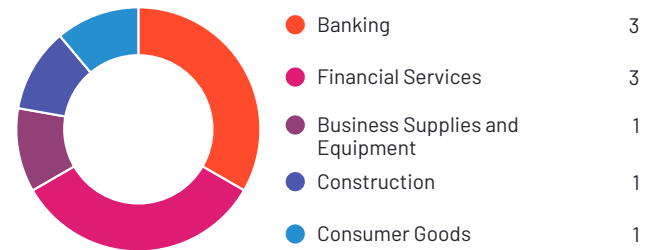
3.6 ★★★★★ (20)

Archer has been named a Contender product based on having a relatively low customer Satisfaction score and large Market Presence compared to the rest of the category. While they may have positive reviews, they do not have enough reviews to validate those ratings. 76% of users rated it 4 or 5 stars, 77% of users believe it is headed in the right direction, and users said they would be likely to recommend Archer at a rate of 73%. Archer is also in the Enterprise Risk Management (ERM), Operational Risk Management, Business Continuity Management, Third Party & Supplier Risk Management, IT Risk Management, Audit Management, Disclosure Management, Environmental, Social, and Governance (ESG) Reporting, Policy Management, Regulatory Change Management, Security Compliance, and Contractor Risk Management categories.

## Satisfaction Ratings



## Top Industries Represented



### Ownership

Archer Technologies



**HQ Location**  
Overland Park,  
Kansas



**Year Founded**  
2023



**Employees (Listed  
On LinkedIn)**  
836



**Company Website**  
[archerirm.com](https://archerirm.com)

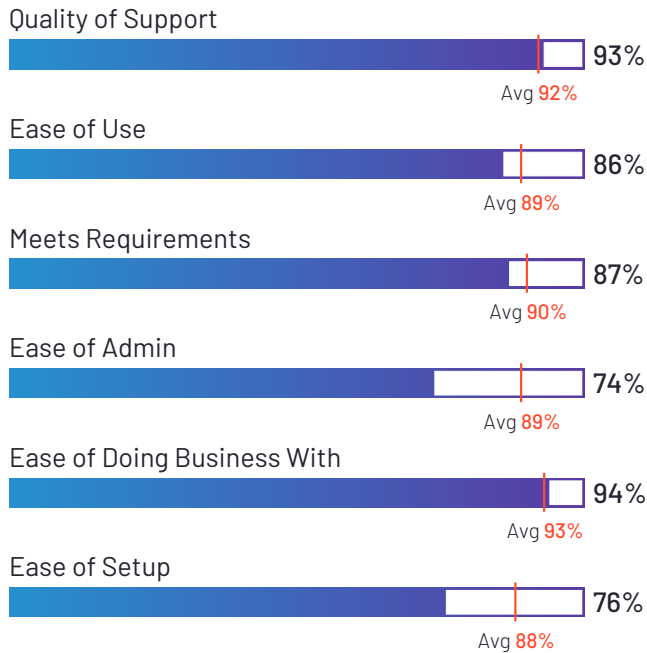


# Certa

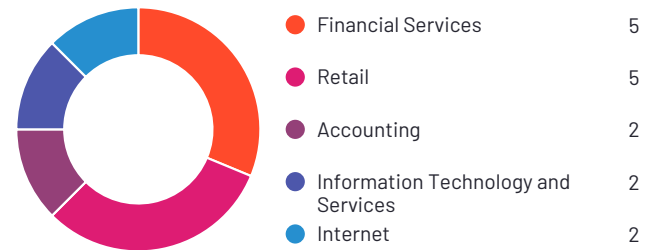
4.5 ★★★★★ (36)

Certa has been named a Niche product based on having a relatively low Satisfaction score and low Market Presence compared to the rest of the category. While they may have positive reviews, they do not have enough reviews to validate those ratings. 93% of users rated it 4 or 5 stars, 86% of users believe it is headed in the right direction, and users said they would be likely to recommend Certa at a rate of 89%. Certa is also in the Third Party & Supplier Risk Management, Enterprise Risk Management (ERM), Procure to Pay, and Risk-Based Vulnerability Management categories.

## Satisfaction Ratings



## Top Industries Represented



**Ownership**  
Certa



**HQ Location**  
Saratoga, California



**Year Founded**  
2017



**Employees (Listed On LinkedIn)**  
214



**Company Website**  
[getcerta.com](https://getcerta.com)

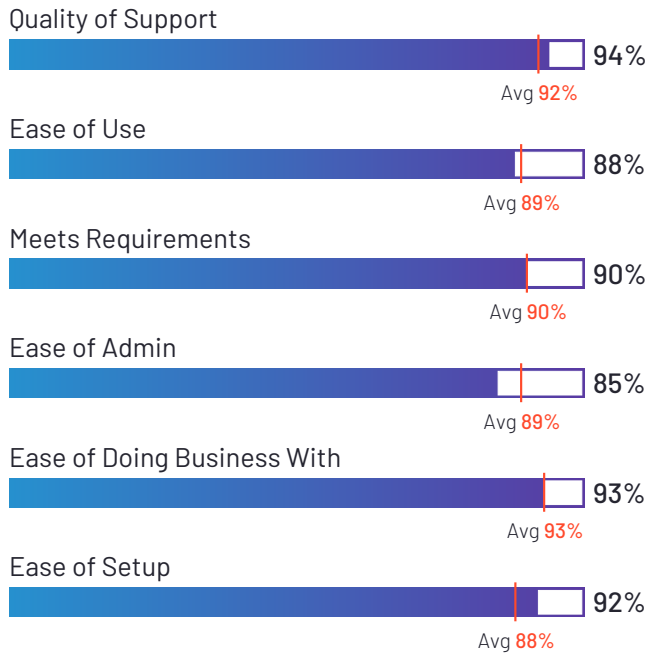


## ScalePad ControlMap


4.6 ★★★★★ (44)

ScalePad ControlMap has been named a Niche product based on having a relatively low Satisfaction score and low Market Presence compared to the rest of the category. While they may have positive reviews, they do not have enough reviews to validate those ratings. 98% of users rated it 4 or 5 stars, 96% of users believe it is headed in the right direction, and users said they would be likely to recommend ScalePad ControlMap at a rate of 92%. ScalePad ControlMap is also in the Security Compliance, IT Risk Management, Audit Management, Vendor Security and Privacy Assessment, Cloud Compliance, and Vendor Management categories.

### Satisfaction Ratings



### Top Industries Represented



**Ownership**  
ScalePad



**HQ Location**  
Vancouver, BC



**Year Founded**  
2015



**Employees (Listed On LinkedIn)**  
256



**Company Website**  
[scalepad.com](https://scalepad.com)

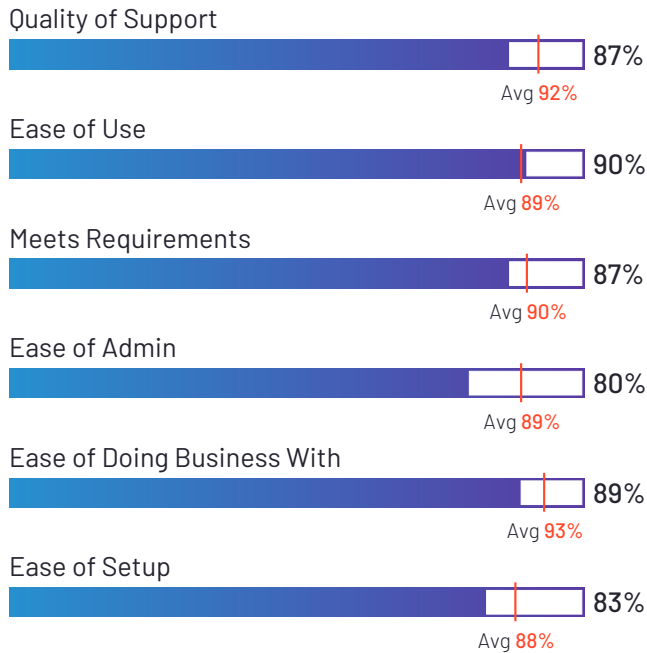


# Noggin


4.5 ★★★★★ (18)

Noggin has been named a Niche product based on having a relatively low Satisfaction score and low Market Presence compared to the rest of the category. While they may have positive reviews, they do not have enough reviews to validate those ratings. 93% of users rated it 4 or 5 stars, 93% of users believe it is headed in the right direction, and users said they would be likely to recommend Noggin at a rate of 89%. Noggin is also in the Emergency Management, Critical Event Management (CEM) Platforms, Business Continuity Management, and Operational Risk Management categories.

## Satisfaction Ratings



## Top Industries Represented



**Ownership**  
Noggin



**HQ Location**  
Sydney, Australia



**Year Founded**  
2009



**Employees (Listed  
On LinkedIn)**  
102



**Company Website**  
[www.noggin.io](http://www.noggin.io)



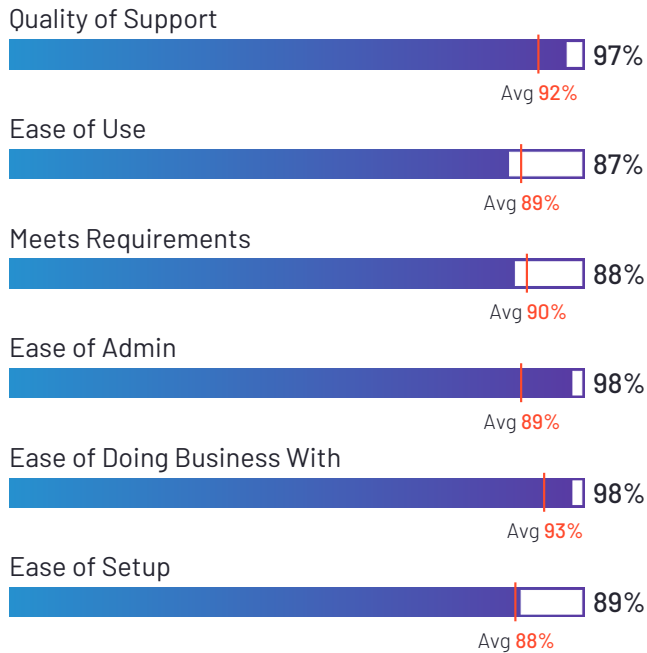
MITRATECH  
Empower. Automate. Elevate.

## Prevalent by Mitrattech

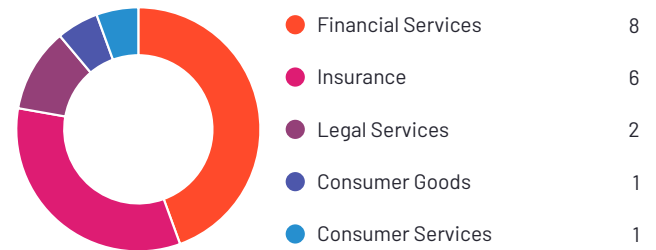
4.5 ★★★★★ (21)

Prevalent by Mitrattech has been named a Niche product based on having a relatively low Satisfaction score and low Market Presence compared to the rest of the category. While they may have positive reviews, they do not have enough reviews to validate those ratings. 100% of users rated it 4 or 5 stars, 100% of users believe it is headed in the right direction, and users said they would be likely to recommend Prevalent by Mitrattech at a rate of 91%. Prevalent by Mitrattech is also in the Third Party & Supplier Risk Management and Vendor Security and Privacy Assessment categories.

### Satisfaction Ratings



### Top Industries Represented



**Ownership**  
Prevalent



**HQ Location**  
Phoenix, Arizona



**Year Founded**  
2004



**Employees (Listed  
On LinkedIn)**  
137



**Company Website**  
[prevalent.net](https://prevalent.net)

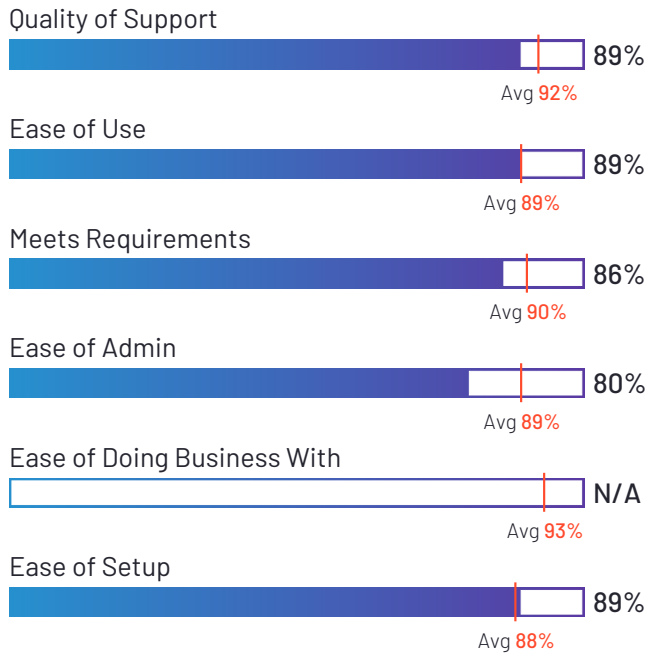


## Ideagen Disclose

4.3 ★★★★★ (14)

Ideagen Disclose has been named a Niche product based on having a relatively low Satisfaction score and low Market Presence compared to the rest of the category. While they may have positive reviews, they do not have enough reviews to validate those ratings. 86% of users rated it 4 or 5 stars, 100% of users believe it is headed in the right direction, and users said they would be likely to recommend Ideagen Disclose at a rate of 85%. Ideagen Disclose is also in the Disclosure Management category.

### Satisfaction Ratings



### Top Industries Represented



\*N/A is displayed when fewer than five responses were received for the question.



**Ownership**  
Ideagen



**HQ Location**  
Ruddington,  
Nottingham



**Year Founded**  
2000



**Employees (Listed  
On LinkedIn)**  
1,257



**Company Website**  
[ideagen.com](https://ideagen.com)

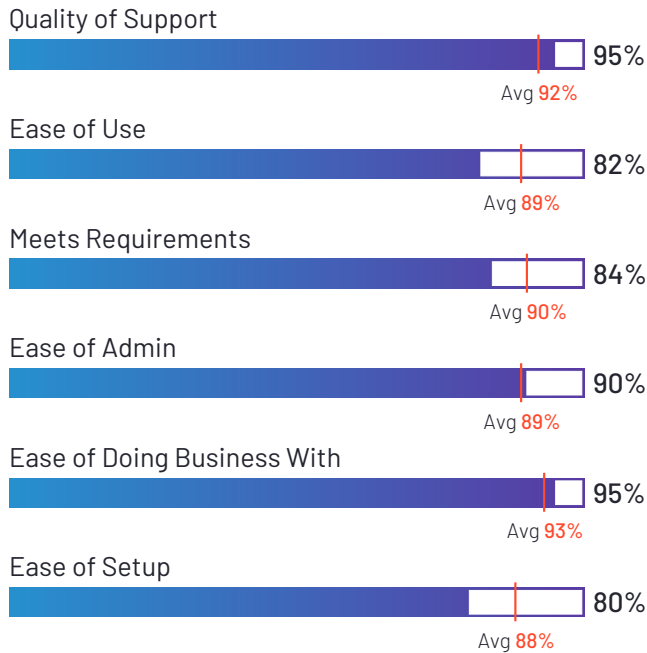


## Nasdaq Metrio

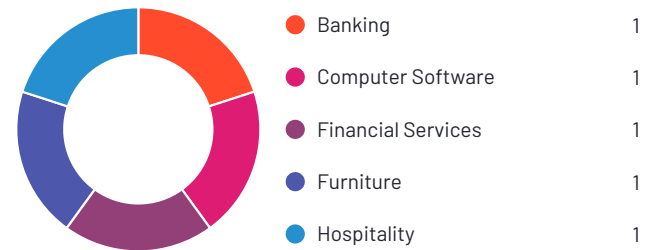
4.5 ★★★★★ (11)

Nasdaq Metrio has been named a Niche product based on having a relatively low Satisfaction score and low Market Presence compared to the rest of the category. While they may have positive reviews, they do not have enough reviews to validate those ratings. 100% of users rated it 4 or 5 stars, 100% of users believe it is headed in the right direction, and users said they would be likely to recommend Nasdaq Metrio at a rate of 90%. Nasdaq Metrio is also in the Sustainability Management, Environmental, Social, and Governance (ESG) Reporting, and Carbon Accounting categories.

### Satisfaction Ratings



### Top Industries Represented



**Ownership**  
Nasdaq



**HQ Location**  
New York



**Year Founded**  
1971



**Employees (Listed On LinkedIn)**  
7,280



**Company Website**  
[www.nasdaq.com](http://www.nasdaq.com)

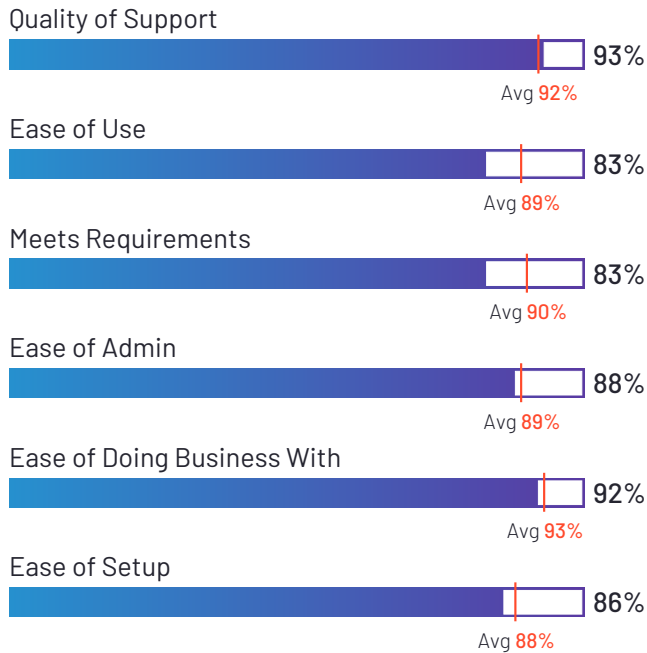


# Ethixbase360

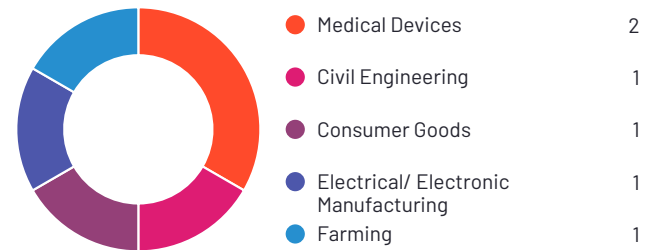
4.5 ★★★★★ (10)

Ethixbase360 has been named a Niche product based on having a relatively low Satisfaction score and low Market Presence compared to the rest of the category. While they may have positive reviews, they do not have enough reviews to validate those ratings. 100% of users rated it 4 or 5 stars, 100% of users believe it is headed in the right direction, and users said they would be likely to recommend Ethixbase360 at a rate of 90%. Ethixbase360 is also in the Third Party & Supplier Risk Management category.

## Satisfaction Ratings



## Top Industries Represented



**Ownership**  
Ethixbase360



**HQ Location**  
London



**Year Founded**  
2011



**Employees (Listed On LinkedIn)**  
211



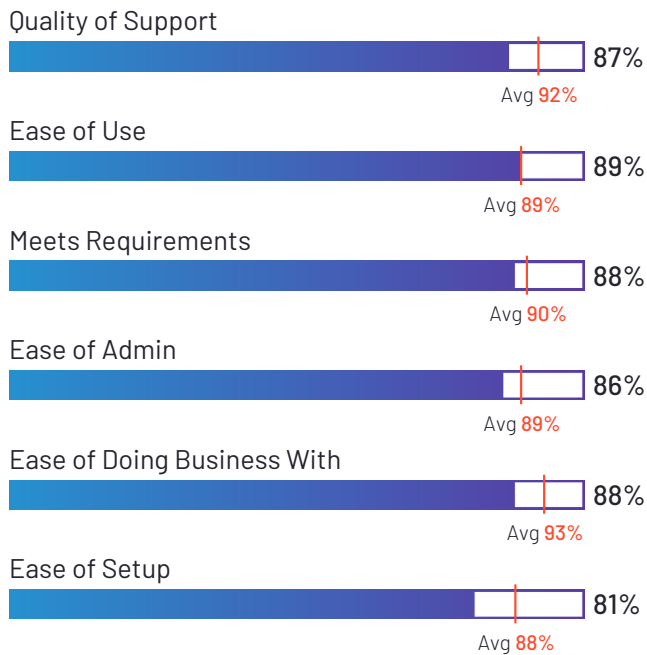
**Company Website**  
[ethixbase360.com](https://ethixbase360.com)

6clicks

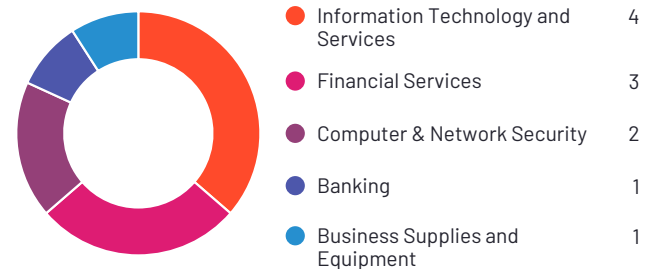
4.4 ★★★★★ (21)

6clicks has been named a Niche product based on having a relatively low Satisfaction score and low Market Presence compared to the rest of the category. While they may have positive reviews, they do not have enough reviews to validate those ratings. 88% of users rated it 4 or 5 stars, 100% of users believe it is headed in the right direction, and users said they would be likely to recommend 6clicks at a rate of 86%. 6clicks is also in the Security Compliance, Vendor Security and Privacy Assessment, IT Risk Management, Regulatory Change Management, and Audit Management categories.

## Satisfaction Ratings



## Top Industries Represented



**Ownership**  
6clicks



**HQ Location**  
Carlton, Victoria,  
Australia



**Year Founded**  
2019



**Employees (Listed  
On LinkedIn)**  
65



**Company Website**  
[6clicks.com](https://6clicks.com)

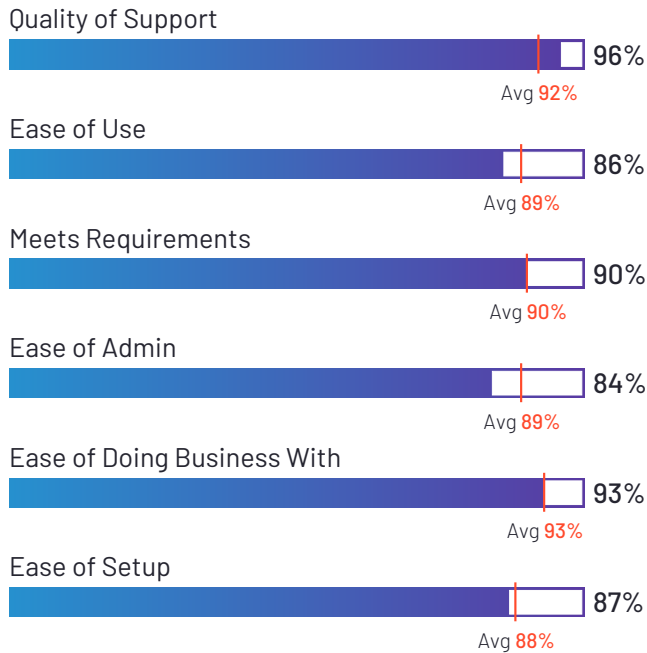


# ConvergePoint Policy Management

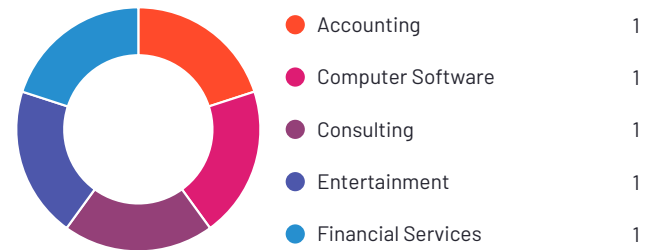
4.4 ★★★★★ (11)

ConvergePoint Policy Management has been named a Niche product based on having a relatively low Satisfaction score and low Market Presence compared to the rest of the category. While they may have positive reviews, they do not have enough reviews to validate those ratings. 100% of users rated it 4 or 5 stars, 100% of users believe it is headed in the right direction, and users said they would be likely to recommend ConvergePoint at a rate of 87%. ConvergePoint is also in the Policy Management category.

## Satisfaction Ratings



## Top Industries Represented



**Ownership**  
ConvergePoint



**HQ Location**  
Katy, Texas



**Year Founded**  
2012



**Employees (Listed On LinkedIn)**  
49



**Company Website**  
[convergepoint.com](https://convergepoint.com)

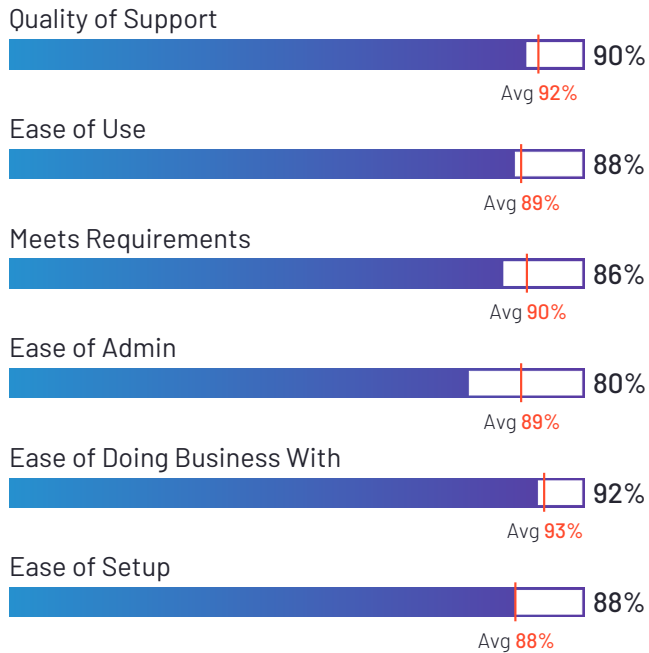


## Echolnk

4.4 ★★★★★ (63)

Echolnk has been named a Niche product based on having a relatively low Satisfaction score and low Market Presence compared to the rest of the category. While they may have positive reviews, they do not have enough reviews to validate those ratings. 89% of users rated it 4 or 5 stars, 83% of users believe it is headed in the right direction, and users said they would be likely to recommend Echolnk at a rate of 87%. Echolnk is also in the Connected Worker Platform, Microlearning Platforms, Ethics and Compliance Learning, Learning Experience Platforms (LXP), Training Management Systems, Corporate Learning Management Systems, Course Authoring, Knowledge Base, Sales Training and Onboarding, and Standard Operating Procedures categories.

### Satisfaction Ratings



### Top Industries Represented



**Ownership**  
Echo360



**HQ Location**  
Youngstown, OH



**Employees (Listed  
On LinkedIn)**  
157



**Company Website**  
[echo360.com](https://echo360.com)

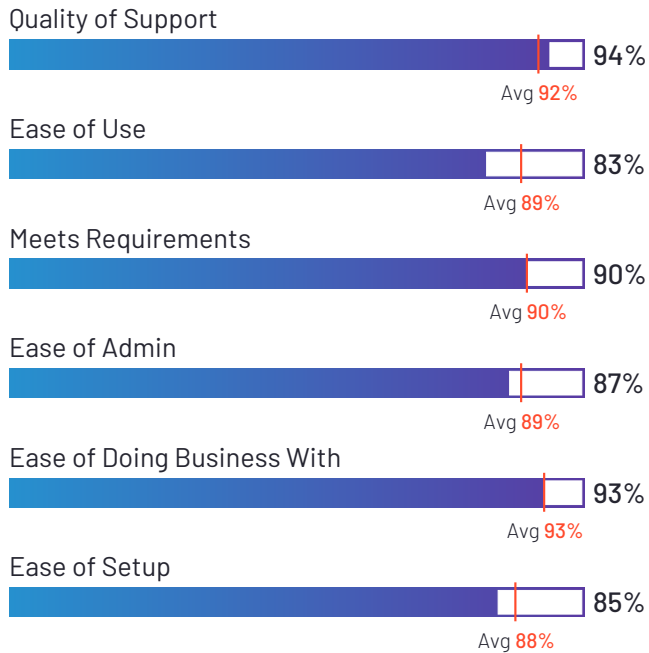


## Cyberday

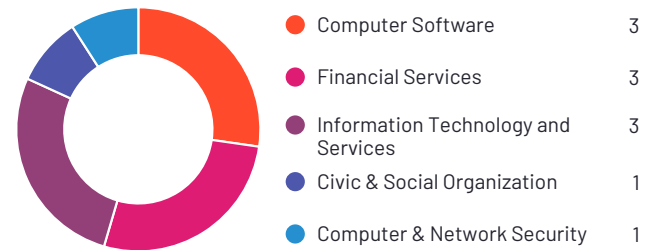
4.6 ★★★★★ (25)

Cyberday has been named a Niche product based on having a relatively low Satisfaction score and low Market Presence compared to the rest of the category. While they may have positive reviews, they do not have enough reviews to validate those ratings. 100% of users rated it 4 or 5 stars, 87% of users believe it is headed in the right direction, and users said they would be likely to recommend Cyberday at a rate of 94%. Cyberday is also in the Security Compliance and IT Asset Management categories.

### Satisfaction Ratings



### Top Industries Represented



**Ownership**  
Cyberday Inc



**HQ Location**  
Tampere, -



**Year Founded**  
2013



**Employees (Listed On LinkedIn)**  
31



**Company Website**  
[cyberday.ai](https://cyberday.ai)



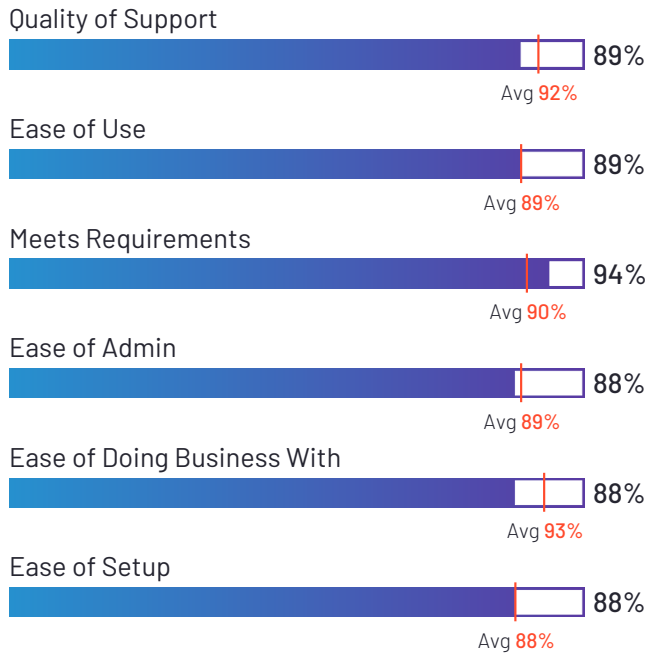


# Emtrain


4.5 ★★★★★ (34)

Emtrain has been named a Niche product based on having a relatively low Satisfaction score and low Market Presence compared to the rest of the category. While they may have positive reviews, they do not have enough reviews to validate those ratings. 96% of users rated it 4 or 5 stars, 95% of users believe it is headed in the right direction, and users said they would be likely to recommend Emtrain at a rate of 91%. Emtrain is also in the Harassment Prevention Training and Ethics and Compliance Learning categories.

## Satisfaction Ratings



## Top Industries Represented



**Ownership**  
Emtrain



**HQ Location**  
San Francisco,  
California



**Year Founded**  
2000



**Employees (Listed  
On LinkedIn)**  
92



**Company Website**  
[emtrain.com](https://emtrain.com)

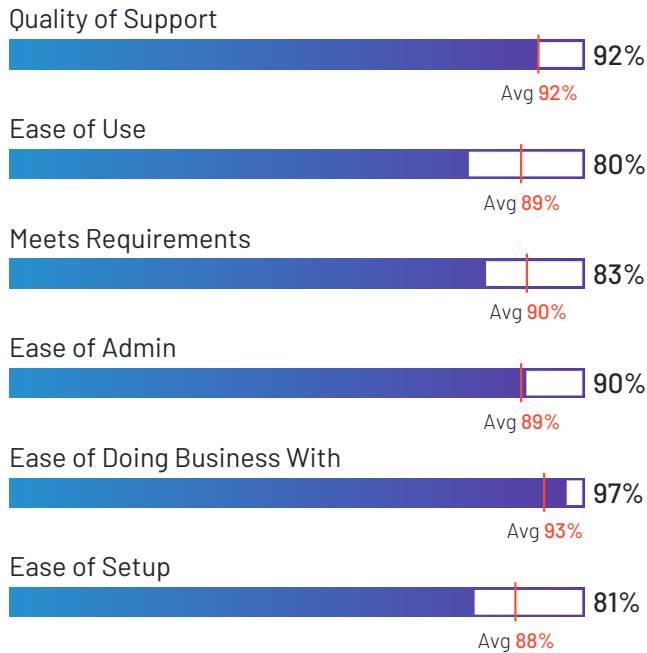


## Supply Wisdom


4.3 ★★★★★ (17)

Supply Wisdom has been named a Niche product based on having a relatively low Satisfaction score and low Market Presence compared to the rest of the category. While they may have positive reviews, they do not have enough reviews to validate those ratings. 88% of users rated it 4 or 5 stars, 94% of users believe it is headed in the right direction, and users said they would be likely to recommend Supply Wisdom at a rate of 84%. Supply Wisdom is also in the Vendor Security and Privacy Assessment, Third Party & Supplier Risk Management, and Vendor Management categories.

### Satisfaction Ratings



### Top Industries Represented



**Ownership**  
Supply Wisdom



**HQ Location**  
New York, US



**Year Founded**  
2017



**Employees (Listed On LinkedIn)**  
135



**Company Website**  
[supplywisdom.com](https://supplywisdom.com)

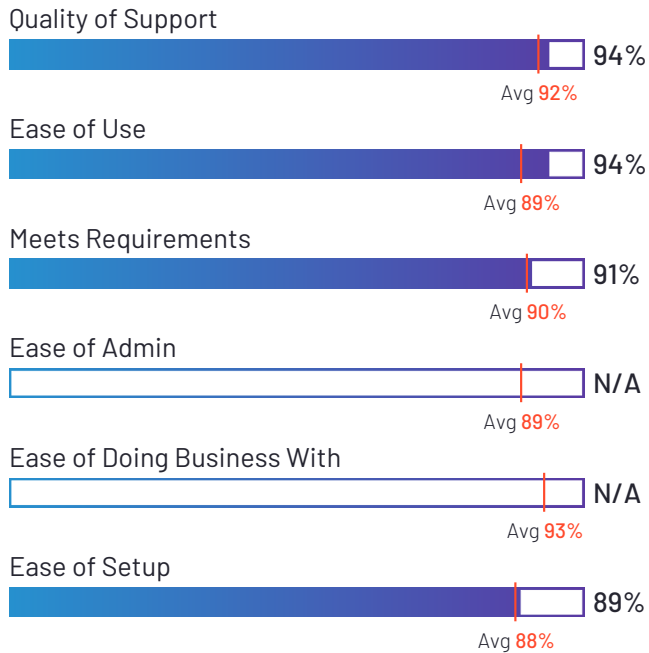


# EasyRCA

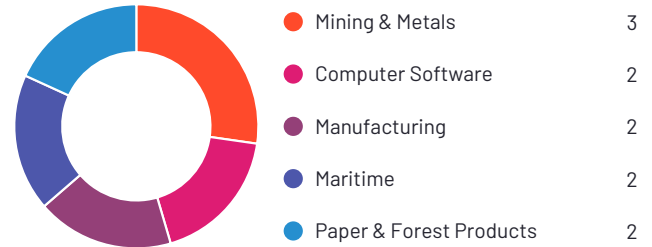
4.4 ★★★★★ (16)

EasyRCA has been named a Niche product based on having a relatively low Satisfaction score and low Market Presence compared to the rest of the category. While they may have positive reviews, they do not have enough reviews to validate those ratings. 93% of users rated it 4 or 5 stars, 100% of users believe it is headed in the right direction, and users said they would be likely to recommend EasyRCA at a rate of 89%. EasyRCA is also in the Tools for ERP, Investigation Management, and Inspection Management categories.

## Satisfaction Ratings



## Top Industries Represented



\*N/A is displayed when fewer than five responses were received for the question.



### Ownership

Reliability Center Inc.



### HQ Location

Richmond, US



### Year Founded

1985



### Employees (Listed On LinkedIn)

18



### Company Website

[easyrca.com](https://easyrca.com)

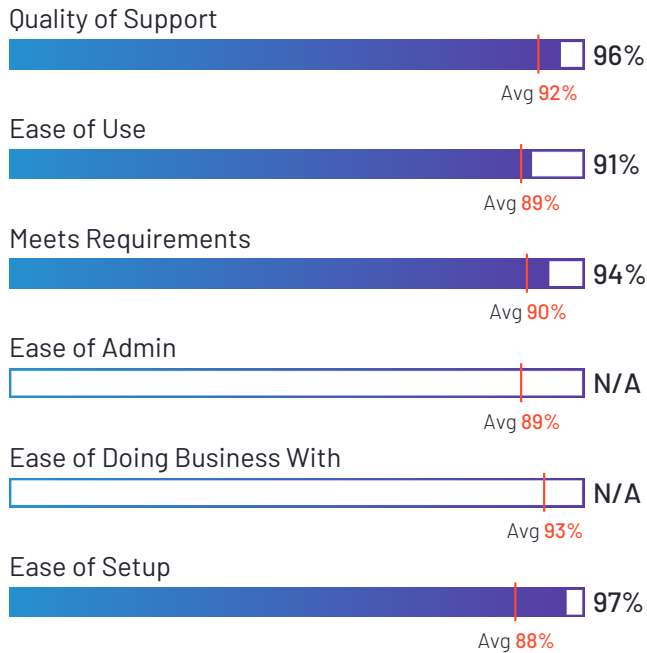


## Coolset

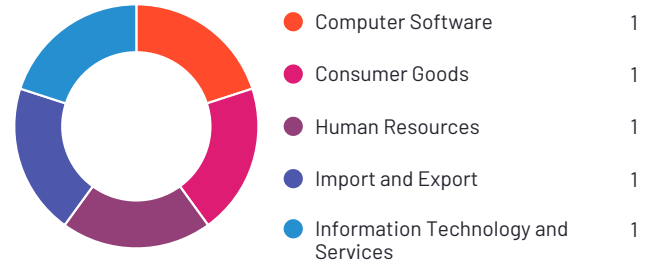
4.7 ★★★★★ (18)

Coolset has been named a Niche product based on having a relatively low Satisfaction score and low Market Presence compared to the rest of the category. While they may have positive reviews, they do not have enough reviews to validate those ratings. 100% of users rated it 4 or 5 stars, 100% of users believe it is headed in the right direction, and users said they would be likely to recommend Coolset at a rate of 93%. Coolset is also in the Sustainability Management and Carbon Accounting categories.

### Satisfaction Ratings



### Top Industries Represented



\*N/A is displayed when fewer than five responses were received for the question.



**Ownership**  
Coolset



**HQ Location**  
Amsterdam



**Year Founded**  
2022



**Employees (Listed On LinkedIn)**  
23



**Company Website**  
[coolset.com](https://coolset.com)

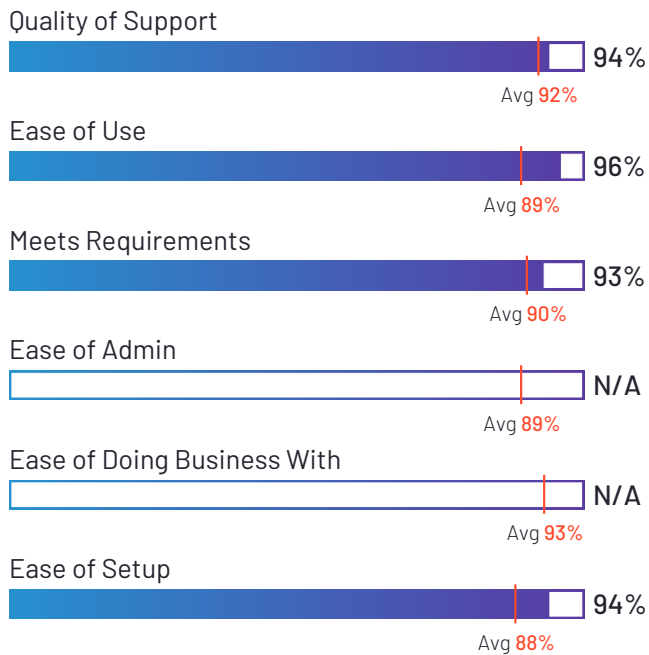


## Know Your Customer

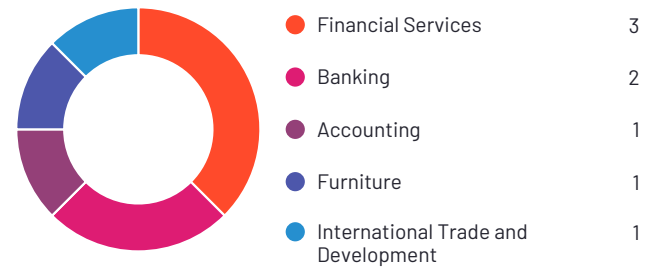
4.3 ★★★★★ (14)

Know Your Customer has been named a Niche product based on having a relatively low Satisfaction score and low Market Presence compared to the rest of the category. While they may have positive reviews, they do not have enough reviews to validate those ratings. 91% of users rated it 4 or 5 stars, 100% of users believe it is headed in the right direction, and users said they would be likely to recommend Know Your Customer at a rate of 86%. Know Your Customer is also in the Digital Customer Onboarding and Anti-Money Laundering (AML) categories.

### Satisfaction Ratings



### Top Industries Represented



\*N/A is displayed when fewer than five responses were received for the question.



#### Ownership

Know Your Customer



#### HQ Location

Wan Chai, HK



#### Year Founded

2015



#### Employees (Listed On LinkedIn)

52



#### Company Website

[knowyourcustomer.com](https://knowyourcustomer.com)

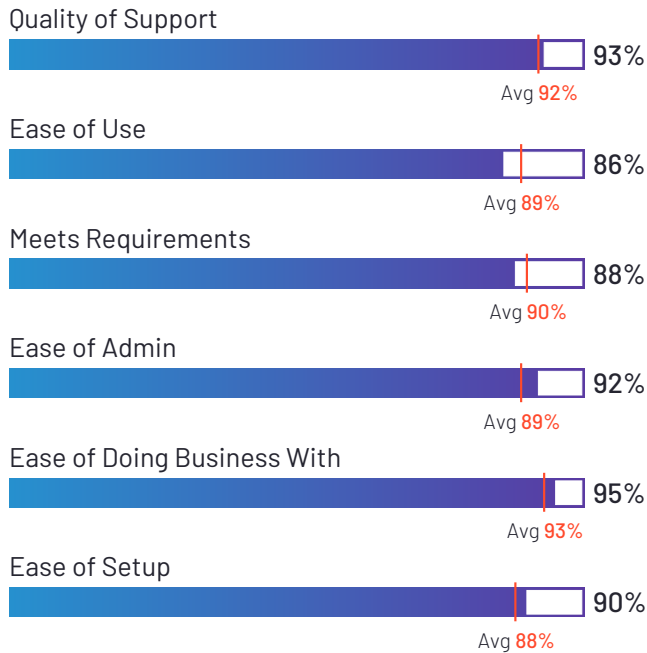


## Bright Pattern

4.4 ★★★★★ (98)

Bright Pattern has been named a Niche product based on having a relatively low Satisfaction score and low Market Presence compared to the rest of the category. While they may have positive reviews, they do not have enough reviews to validate those ratings. 94% of users rated it 4 or 5 stars, 92% of users believe it is headed in the right direction, and users said they would be likely to recommend Bright Pattern at a rate of 94%. Bright Pattern is also in the Call Compliance, Contact Center, and Contact Center Quality Assurance categories.

### Satisfaction Ratings



### Top Industries Represented



**Ownership**  
Bright Pattern



**HQ Location**  
San Bruno, CA



**Year Founded**  
2010



**Employees (Listed On LinkedIn)**  
96



**Company Website**  
[brightpattern.com](https://brightpattern.com)

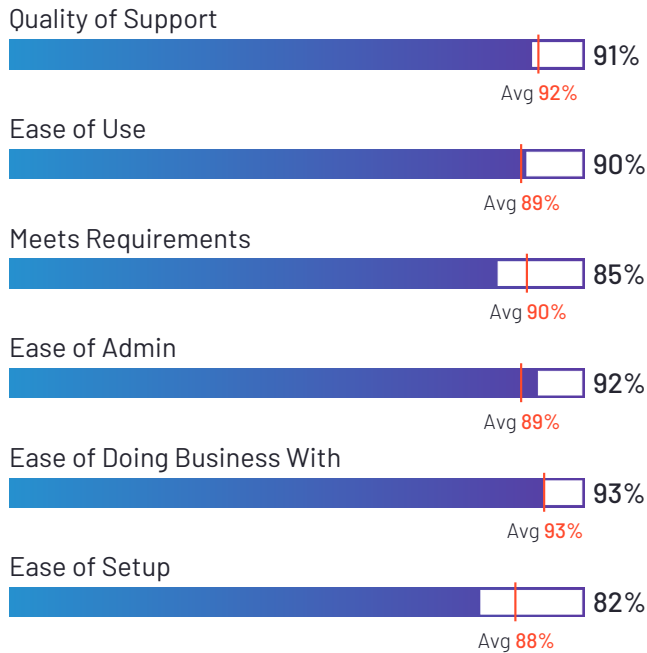


# Acqueon

4.2 ★★★★★ (65)

Acqueon has been named a Niche product based on having a relatively low Satisfaction score and low Market Presence compared to the rest of the category. While they may have positive reviews, they do not have enough reviews to validate those ratings. 94% of users rated it 4 or 5 stars, 93% of users believe it is headed in the right direction, and users said they would be likely to recommend Acqueon at a rate of 89%. Acqueon is also in the Call Compliance, Auto Dialer, Outbound Call Tracking, Call Center Infrastructure (CCI), and Proactive Notification categories.

## Satisfaction Ratings



## Top Industries Represented



### Ownership

Acqueon Technologies Inc.



### HQ Location

Dallas, Texas



### Year Founded

2019




### Employees (Listed On LinkedIn)

319



### Company Website

[acqueon.com](https://acqueon.com)

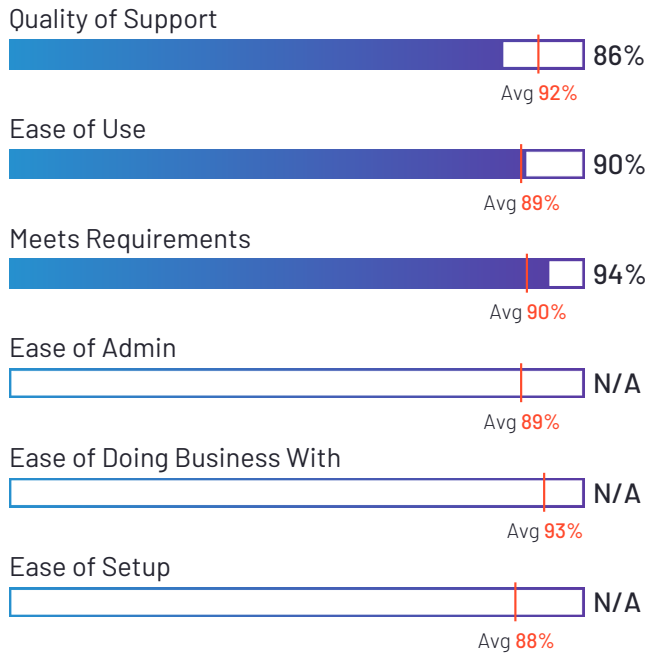


## Riskconnect Business Continuity

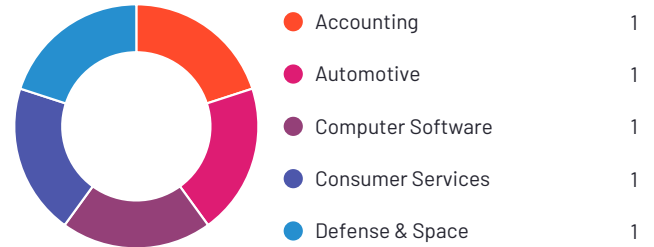
4.5 ★★★★★ (12)

Riskconnect Business Continuity has been named a Niche product based on having a relatively low Satisfaction score and low Market Presence compared to the rest of the category. While they may have positive reviews, they do not have enough reviews to validate those ratings. 100% of users rated it 4 or 5 stars, 89% of users believe it is headed in the right direction, and users said they would be likely to recommend Riskconnect Business Continuity at a rate of 90%. Riskconnect Business Continuity is also in the Business Continuity Management category.

### Satisfaction Ratings



### Top Industries Represented



\*N/A is displayed when fewer than five responses were received for the question.



**Ownership**  
Riskconnect



**HQ Location**  
Atlanta, US



**Employees (Listed  
On LinkedIn)**  
980



**Company Website**  
[riskconnect.com](https://riskconnect.com)



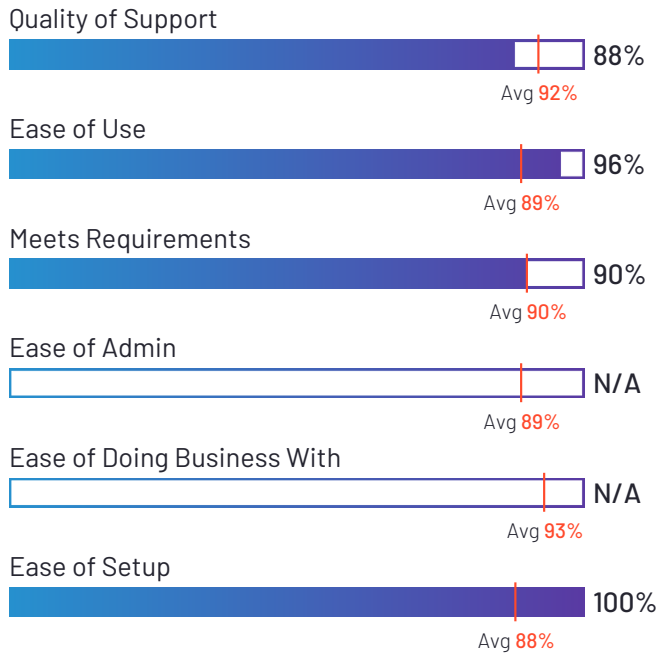


## Jambo

4.7 ★★★★★ (14)

Jambo has been named a Niche product based on having a relatively low Satisfaction score and low Market Presence compared to the rest of the category. While they may have positive reviews, they do not have enough reviews to validate those ratings. 100% of users rated it 4 or 5 stars, 92% of users believe it is headed in the right direction, and users said they would be likely to recommend Jambo at a rate of 94%. Jambo is also in the Disclosure Management category.

### Satisfaction Ratings



### Top Industries Represented



\*N/A is displayed when fewer than five responses were received for the question.



**Ownership**  
Jambo



**HQ Location**  
Edmonton, Alberta,  
CA



**Year Founded**  
2018



**Employees (Listed  
On LinkedIn)**  
33



**Company Website**  
[jambo.cloud](https://jambo.cloud)

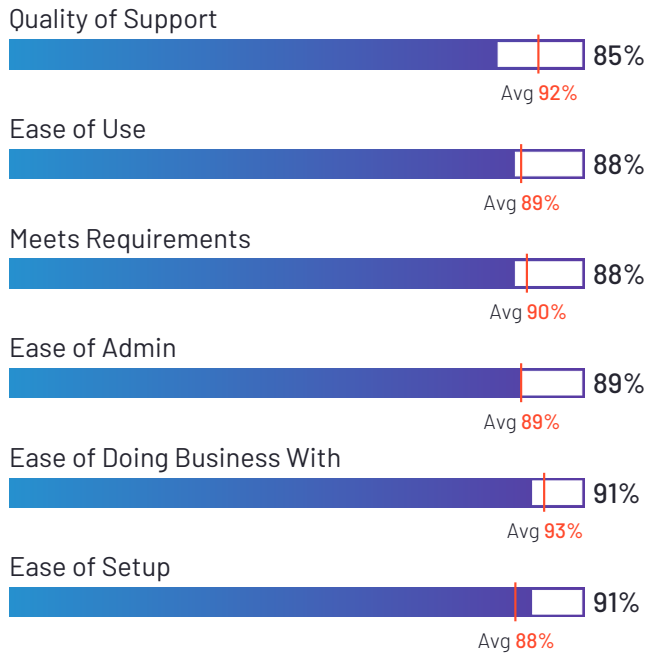


## EQS Integrity Line

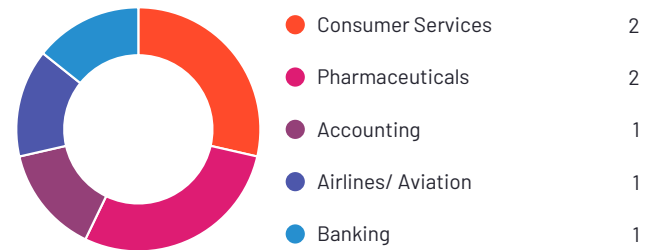
4.5 ★★★★★ (62)

EQS Integrity Line has been named a Niche product based on having a relatively low Satisfaction score and low Market Presence compared to the rest of the category. While they may have positive reviews, they do not have enough reviews to validate those ratings. 89% of users rated it 4 or 5 stars, 75% of users believe it is headed in the right direction, and users said they would be likely to recommend EQS Integrity Line at a rate of 83%. EQS Integrity Line is also in the Whistleblowing, Disclosure Management, HR Compliance, and Ethics and Compliance Learning categories.

### Satisfaction Ratings



### Top Industries Represented



**Ownership**  
EQS Group



**HQ Location**  
München, DE



**Year Founded**  
2000



**Employees (Listed  
On LinkedIn)**  
634



**Company Website**  
[integrityline.com](https://integrityline.com)

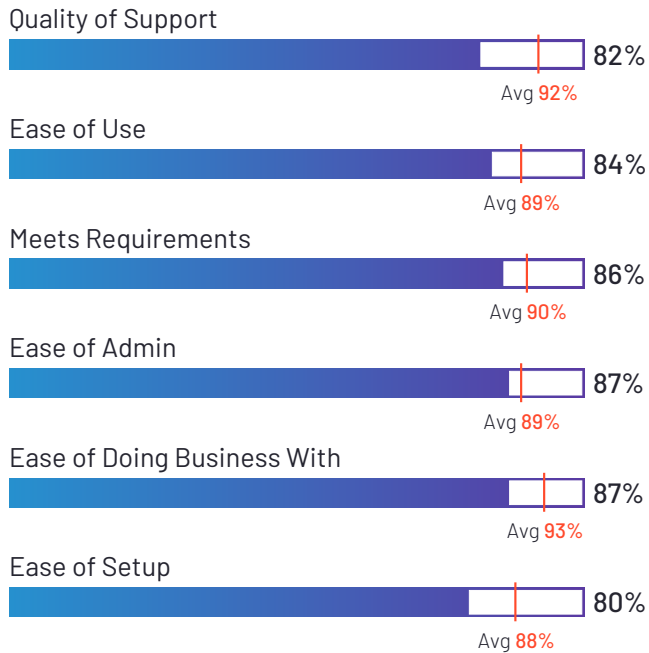


## INX InForm

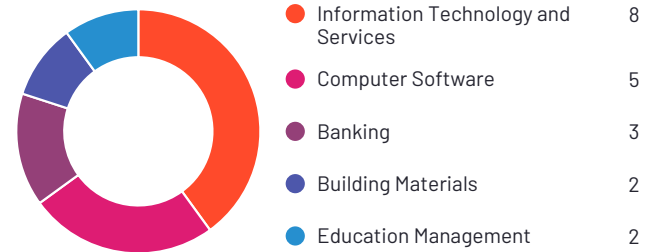
4.3 ★★★★★ (41)

INX InForm has been named a Niche product based on having a relatively low Satisfaction score and low Market Presence compared to the rest of the category. While they may have positive reviews, they do not have enough reviews to validate those ratings. 95% of users rated it 4 or 5 stars, 92% of users believe it is headed in the right direction, and users said they would be likely to recommend INX InForm at a rate of 85%. INX InForm is also in the Disclosure Management category.

### Satisfaction Ratings



### Top Industries Represented



**Ownership**  
INX Software



**HQ Location**  
West Perth



**Year Founded**  
2000



**Employees (Listed On LinkedIn)**  
212



**Company Website**  
[inxsoftware.com](https://inxsoftware.com)

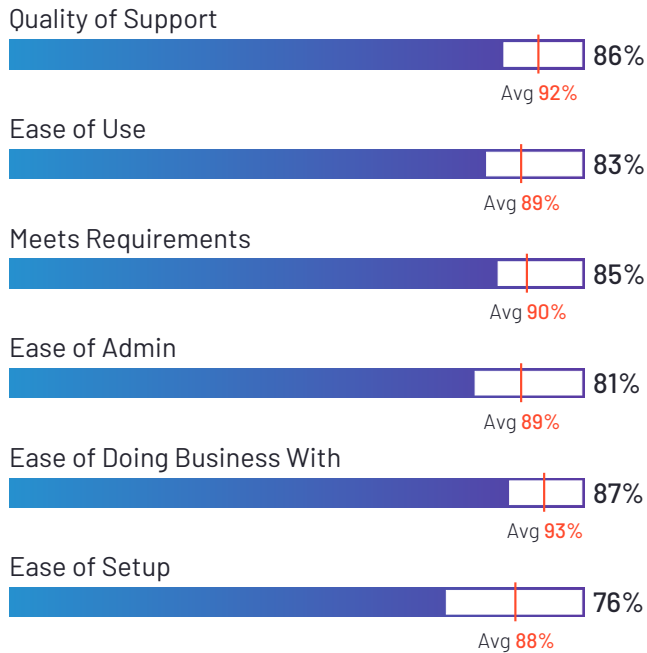


## MyComplianceOffice

4.2 ★★★★★ (51)

MyComplianceOffice has been named a Niche product based on having a relatively low Satisfaction score and low Market Presence compared to the rest of the category. While they may have positive reviews, they do not have enough reviews to validate those ratings. 91% of users rated it 4 or 5 stars, 76% of users believe it is headed in the right direction, and users said they would be likely to recommend MyComplianceOffice at a rate of 83%. MyComplianceOffice is also in the Enterprise Risk Management (ERM), Policy Management, Third Party & Supplier Risk Management, Regulatory Change Management, Digital Communications Governance, GRC Tools, and Financial Risk Management categories.

### Satisfaction Ratings



### Top Industries Represented



**Ownership**  
MyComplianceOffice



**HQ Location**  
New York, NY



**Year Founded**  
2008



**Employees (Listed On LinkedIn)**  
286



**Company Website**  
[mco.mycomplianceoffice.com](https://mco.mycomplianceoffice.com)

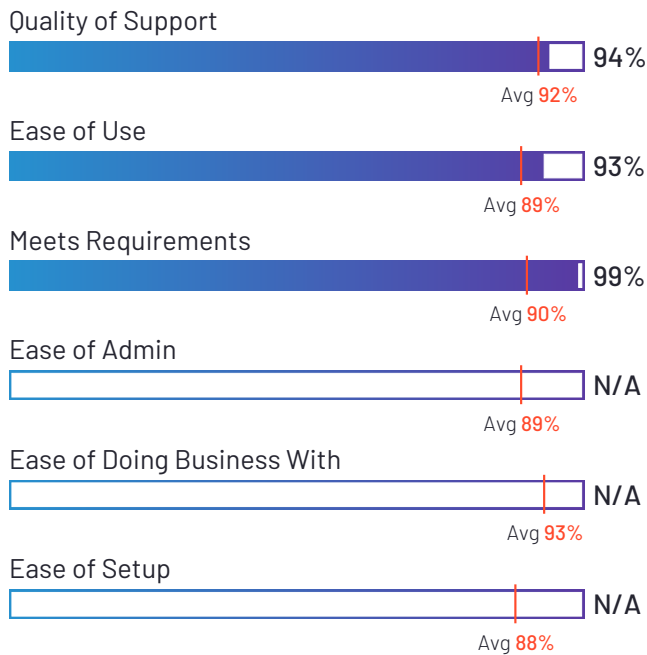


## iGrafX

4.6 ★★★★★ (88)

iGrafX has been named a Niche product based on having a relatively low Satisfaction score and low Market Presence compared to the rest of the category. While they may have positive reviews, they do not have enough reviews to validate those ratings. 100% of users rated it 4 or 5 stars, 100% of users believe it is headed in the right direction, and users said they would be likely to recommend iGrafX at a rate of 94%. iGrafX is also in the Business Process Management, Process Mining, and Business Continuity Management categories.

## Satisfaction Ratings



## Top Industries Represented



\*N/A is displayed when fewer than five responses were received for the question.



**Ownership**  
iGrafX



**HQ Location**  
Tualatin, OR



**Year Founded**  
1991



**Employees (Listed On LinkedIn)**  
85



**Company Website**  
[www.igrafx.com](http://www.igrafx.com)

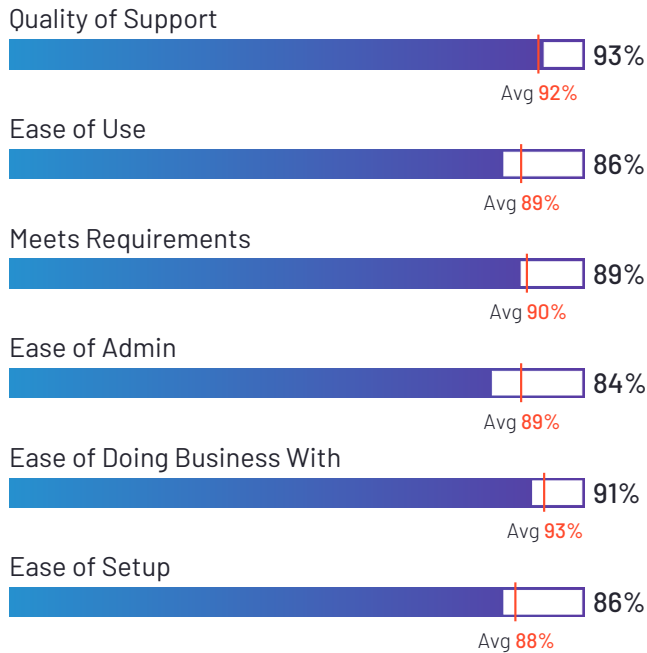


# LogicManager


4.5 ★★★★★ (64)

LogicManager has been named a Niche product based on having a relatively low Satisfaction score and low Market Presence compared to the rest of the category. While they may have positive reviews, they do not have enough reviews to validate those ratings. 93% of users rated it 4 or 5 stars, 85% of users believe it is headed in the right direction, and users said they would be likely to recommend LogicManager at a rate of 91%. LogicManager is also in the Vendor Security and Privacy Assessment, Enterprise Risk Management (ERM), Policy Management, Operational Risk Management, Business Continuity Management, Third Party & Supplier Risk Management, IT Risk Management, Audit Management, Incident Management, and Security Compliance categories.

## Satisfaction Ratings



## Top Industries Represented



**Ownership**  
LogicManager



**HQ Location**  
Boston, MA



**Year Founded**  
2005



**Employees (Listed On LinkedIn)**  
58



**Company Website**  
[logicmanager.com](https://logicmanager.com)

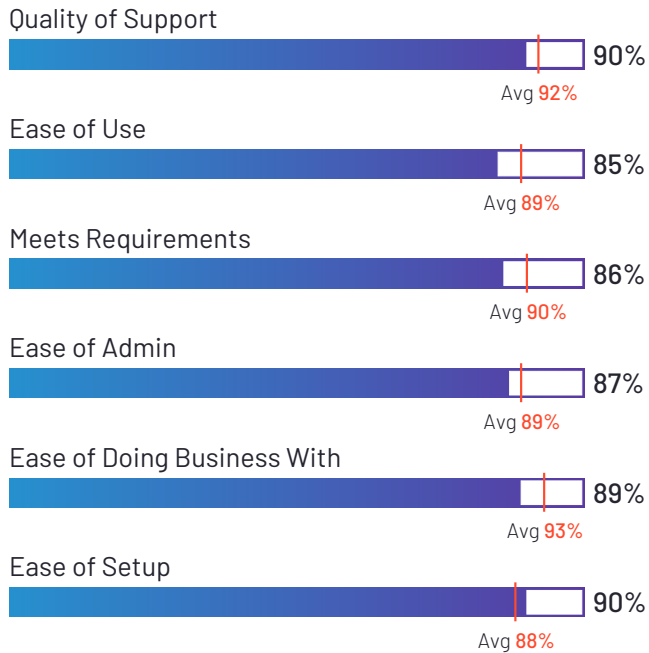


## CYRISMA

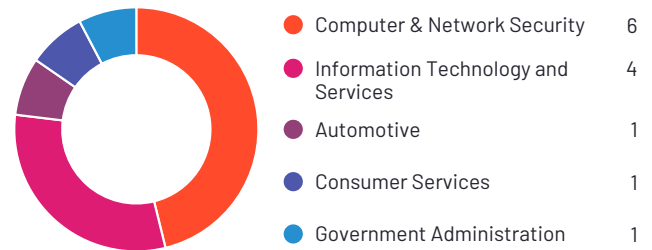
4.6 ★★★★★ (59)

CYRISMA has been named a Niche product based on having a relatively low Satisfaction score and low Market Presence compared to the rest of the category. While they may have positive reviews, they do not have enough reviews to validate those ratings. 93% of users rated it 4 or 5 stars, 86% of users believe it is headed in the right direction, and users said they would be likely to recommend CYRISMA at a rate of 91%. CYRISMA is also in the Dark Web Monitoring, Sensitive Data Discovery, Risk-Based Vulnerability Management, Vulnerability Scanner, and Security Compliance categories.

## Satisfaction Ratings



## Top Industries Represented



**Ownership**  
CYRISMA



**HQ Location**  
Rochester, NY



**Year Founded**  
2018



**Employees (Listed On LinkedIn)**  
16



**Company Website**  
[cyrisma.com](https://cyrisma.com)

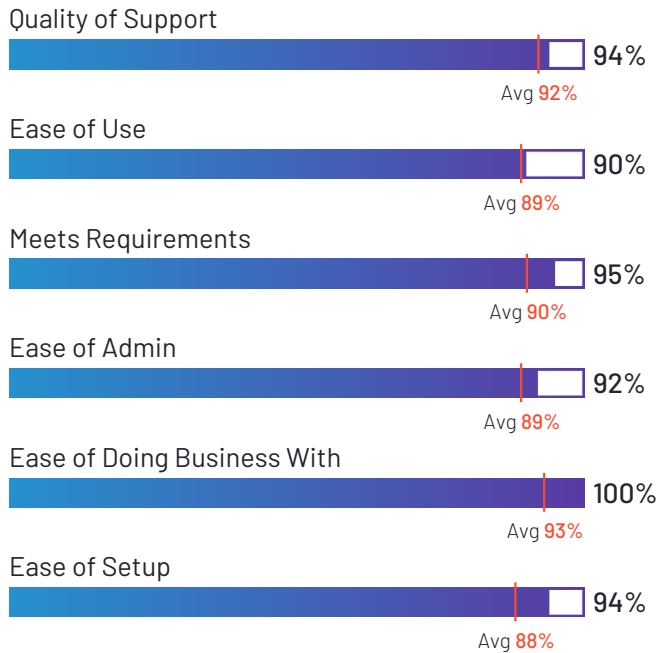


## AdaptiveGRC

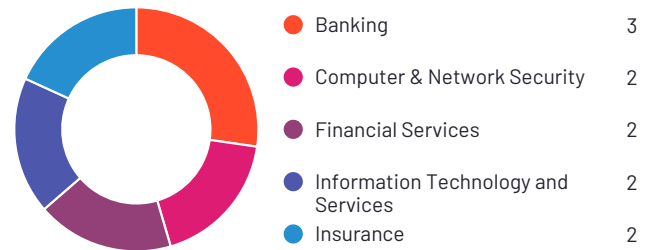
4.7 ★★★★★ (14)

AdaptiveGRC has been named a Niche product based on having a relatively low Satisfaction score and low Market Presence compared to the rest of the category. While they may have positive reviews, they do not have enough reviews to validate those ratings. 100% of users rated it 4 or 5 stars, 78% of users believe it is headed in the right direction, and users said they would be likely to recommend AdaptiveGRC at a rate of 94%. AdaptiveGRC is also in the Enterprise Risk Management (ERM), Regulatory Change Management, Audit Management, and Operational Risk Management categories.

### Satisfaction Ratings



### Top Industries Represented



**Ownership**  
C&F



**HQ Location**  
Warsaw, Poland



**Year Founded**  
2001



**Employees (Listed On LinkedIn)**  
398



**Company Website**  
[candf.com](https://candf.com)



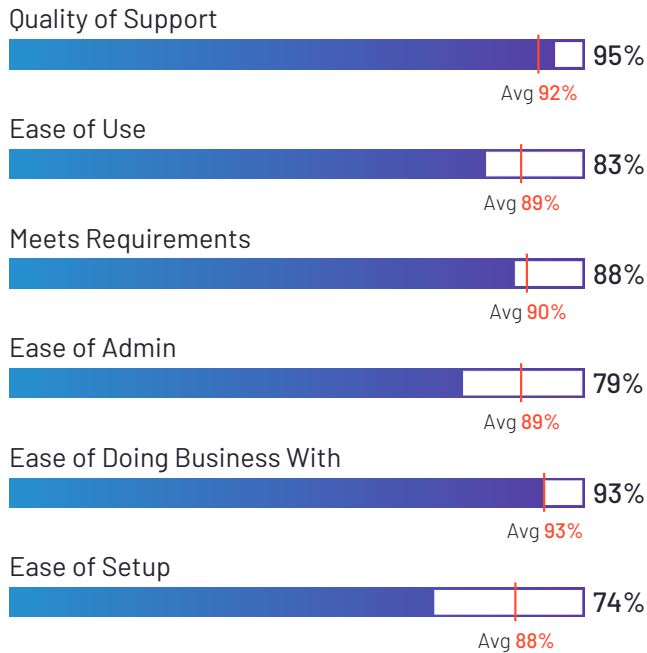
TRUOPS

## TruOps

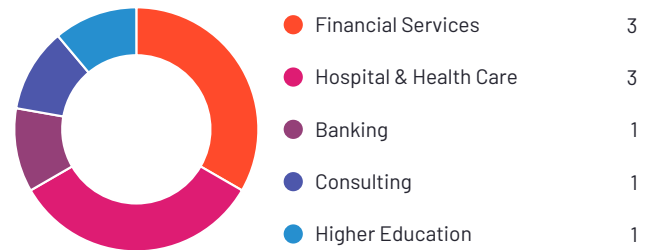
4.4 ★★★★★ (17)

TruOps has been named a Niche product based on having a relatively low Satisfaction score and low Market Presence compared to the rest of the category. While they may have positive reviews, they do not have enough reviews to validate those ratings. 100% of users rated it 4 or 5 stars, 92% of users believe it is headed in the right direction, and users said they would be likely to recommend TruOps at a rate of 89%. TruOps is also in the Security Compliance, Risk-Based Vulnerability Management, and IT Risk Management categories.

## Satisfaction Ratings



## Top Industries Represented



**Ownership**  
TruOps



**HQ Location**  
Norwalk, Connecticut



**Employees (Listed  
On LinkedIn)**  
10



**Company Website**  
[truops.com](https://truops.com)

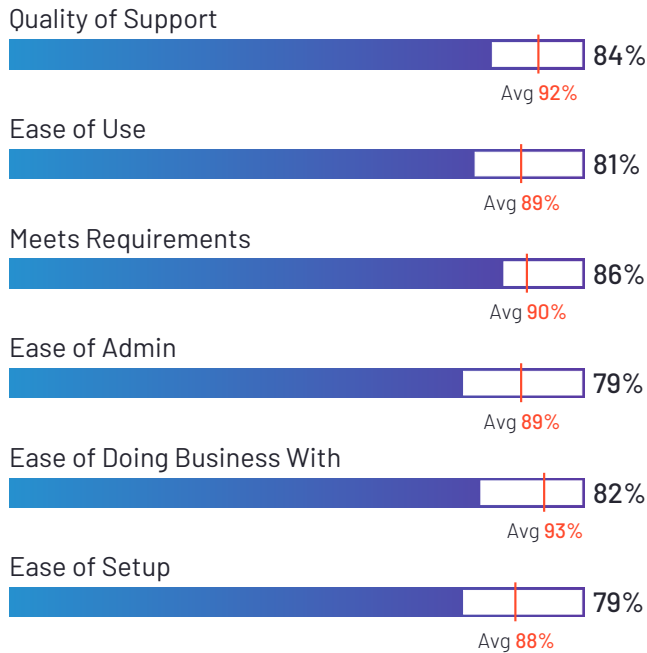


# Compliance Manager GRC

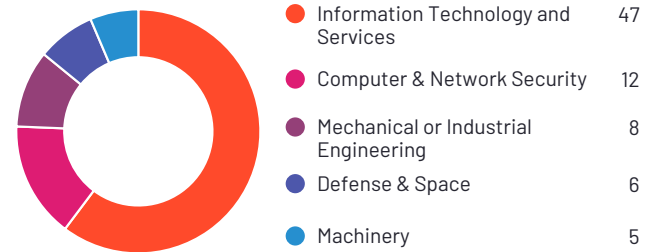
4.1 ★★★★★ (111)

Compliance Manager GRC has been named a Niche product based on having a relatively low Satisfaction score and low Market Presence compared to the rest of the category. While they may have positive reviews, they do not have enough reviews to validate those ratings. 89% of users rated it 4 or 5 stars, 78% of users believe it is headed in the right direction, and users said they would be likely to recommend Compliance Manager GRC at a rate of 81%. Compliance Manager GRC is also in the Security Compliance, Data Governance, Healthcare Compliance, and Business Continuity Management categories.

## Satisfaction Ratings



## Top Industries Represented



**Ownership**  
Kaseya



**HQ Location**  
Miami, FL



**Year Founded**  
2000



**Employees (Listed On LinkedIn)**  
5,018



**Company Website**  
[compliancemanagergrc.com](https://compliancemanagergrc.com)

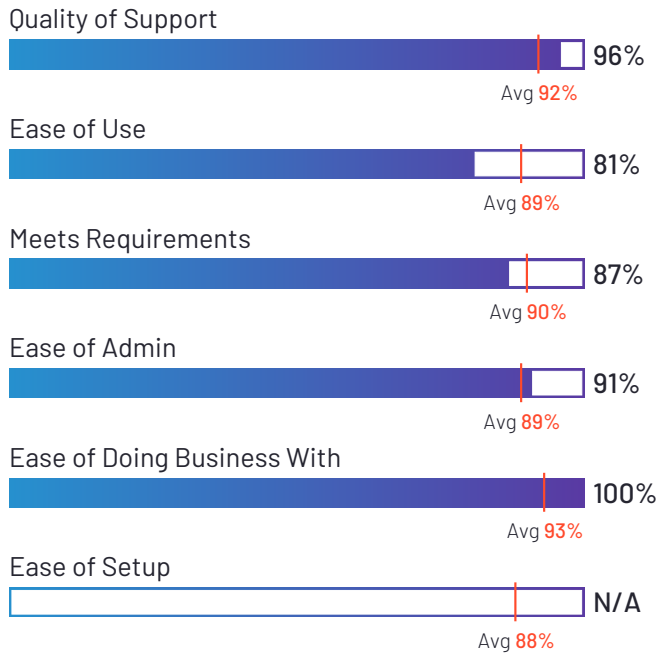


# CallFinder

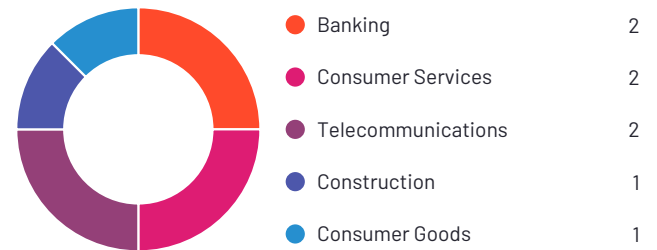
4.4 ★★★★★ (26)

CallFinder has been named a Niche product based on having a relatively low Satisfaction score and low Market Presence compared to the rest of the category. While they may have positive reviews, they do not have enough reviews to validate those ratings. 100% of users rated it 4 or 5 stars, 100% of users believe it is headed in the right direction, and users said they would be likely to recommend CallFinder at a rate of 95%. CallFinder is also in the Call Compliance, Contact Center Quality Assurance, Speech Analytics, and Contact Center Workforce categories.

## Satisfaction Ratings



## Top Industries Represented



\*N/A is displayed when fewer than five responses were received for the question.



**Ownership**  
800response



**HQ Location**  
South Burlington, VT



**Year Founded**  
1990



**Employees (Listed On LinkedIn)**  
28



**Company Website**  
[800response.com](https://800response.com)

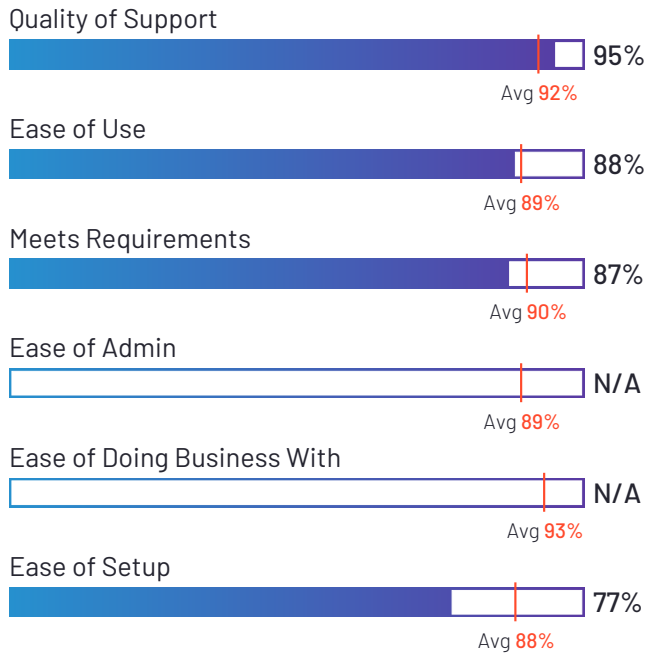


## Unit21


4.5 ★★★★★ (19)

Unit21 has been named a Niche product based on having a relatively low Satisfaction score and low Market Presence compared to the rest of the category. While they may have positive reviews, they do not have enough reviews to validate those ratings. 100% of users rated it 4 or 5 stars, 89% of users believe it is headed in the right direction, and users said they would be likely to recommend Unit21 at a rate of 90%. Unit21 is also in the Fraud Detection and Anti-Money Laundering (AML) categories.

### Satisfaction Ratings



### Top Industries Represented



\*N/A is displayed when fewer than five responses were received for the question.



**Ownership**  
Unit21



**HQ Location**  
San Francisco,  
California



**Year Founded**  
2018



**Employees (Listed  
On LinkedIn)**  
98



**Company Website**  
[www.unit21.ai](http://www.unit21.ai)

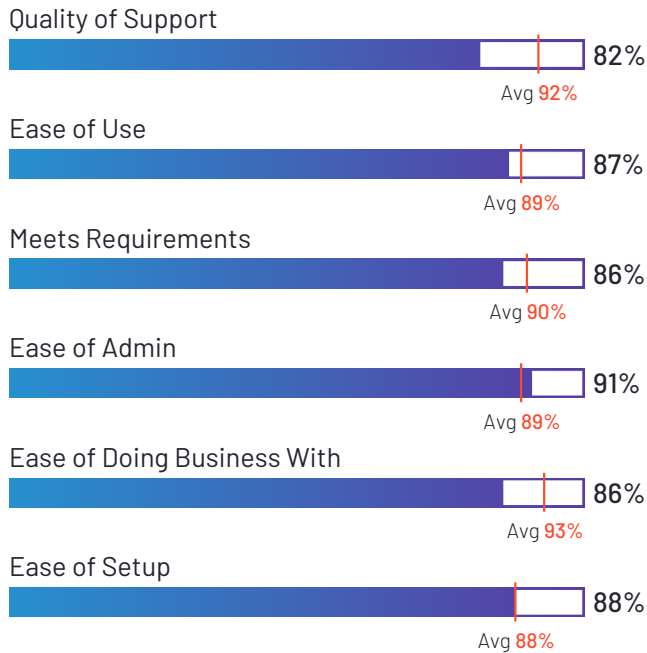


## COI RiskManager

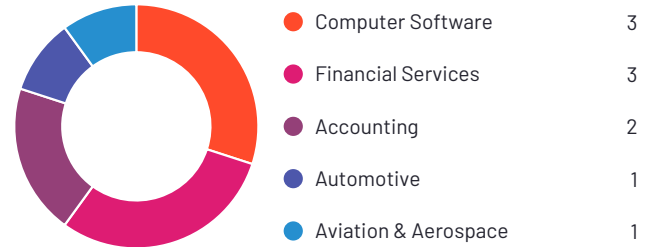
4.4 ★★★★★ (22)

COI RiskManager has been named a Niche product based on having a relatively low Satisfaction score and low Market Presence compared to the rest of the category. While they may have positive reviews, they do not have enough reviews to validate those ratings. 95% of users rated it 4 or 5 stars, 95% of users believe it is headed in the right direction, and users said they would be likely to recommend COI RiskManager at a rate of 87%. COI RiskManager is also in the Disclosure Management category.

### Satisfaction Ratings



### Top Industries Represented



**Ownership**  
Osprey Compliance  
Software



**HQ Location**  
Waltham, MA 02451,  
US



**Employees (Listed  
On LinkedIn)**  
80



**Company Website**  
[ospreysoftware.com](https://ospreysoftware.com)

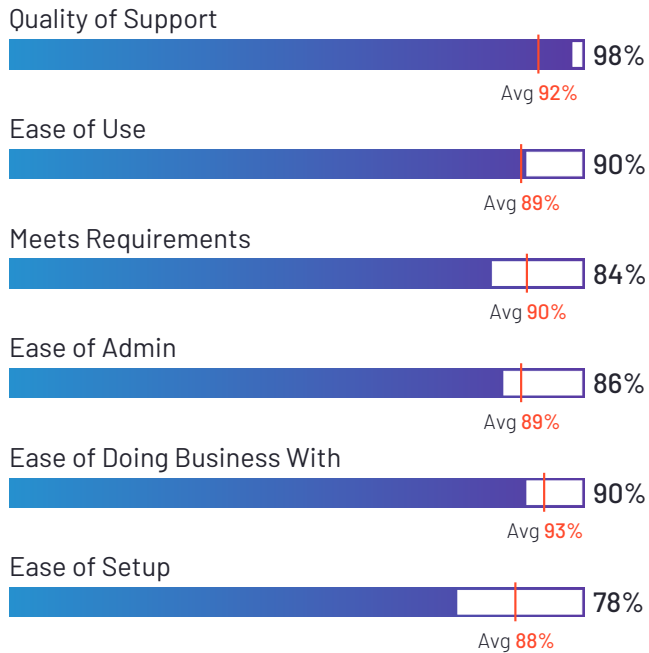


## KLEA

4.6 ★★★★★ (16)

KLEA has been named a Niche product based on having a relatively low Satisfaction score and low Market Presence compared to the rest of the category. While they may have positive reviews, they do not have enough reviews to validate those ratings. 100% of users rated it 4 or 5 stars, 92% of users believe it is headed in the right direction, and users said they would be likely to recommend KLEA at a rate of 92%. KLEA is also in the Entity Management category.

## Satisfaction Ratings



## Top Industries Represented



**Ownership**  
by Legal Studio



**HQ Location**  
Brussels, BE



**Year Founded**  
2017



**Employees (Listed  
On LinkedIn)**  
35



**Company Website**  
[klealegal.com](https://klealegal.com)

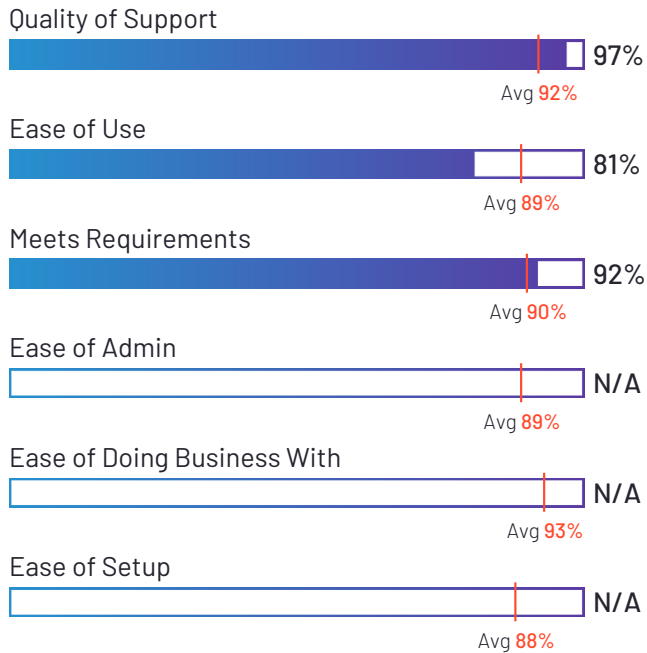


# Persefoni

4.8 ★★★★★ (11)

Persefoni has been named a Niche product based on having a relatively low Satisfaction score and low Market Presence compared to the rest of the category. While they may have positive reviews, they do not have enough reviews to validate those ratings. 100% of users rated it 4 or 5 stars, 100% of users believe it is headed in the right direction, and users said they would be likely to recommend Persefoni at a rate of 95%. Persefoni is also in the Sustainability Management, Environmental, Social, and Governance (ESG) Reporting, and Carbon Accounting categories.

## Satisfaction Ratings



## Top Industries Represented



\*N/A is displayed when fewer than five responses were received for the question.



**Ownership**  
Persefoni



**HQ Location**  
Tempe, Arizona



**Employees (Listed On LinkedIn)**  
156



**Company Website**  
[persefoni.com](https://persefoni.com)

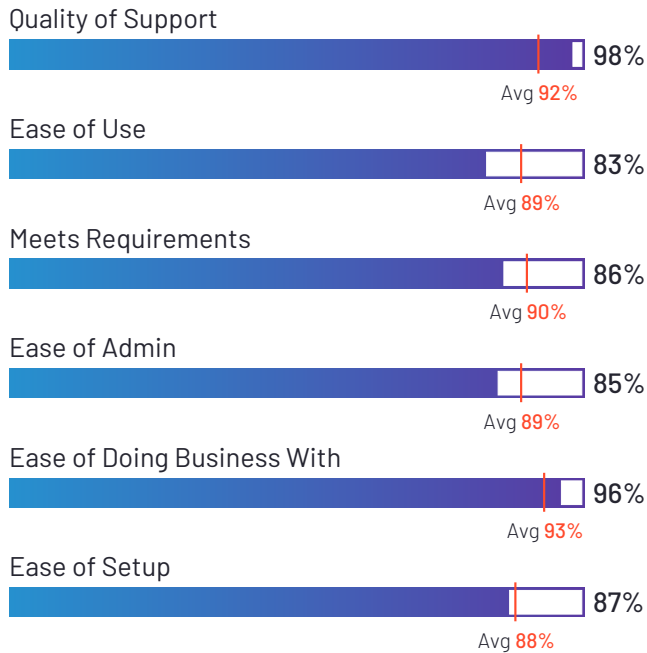


FLOWSPARKS®

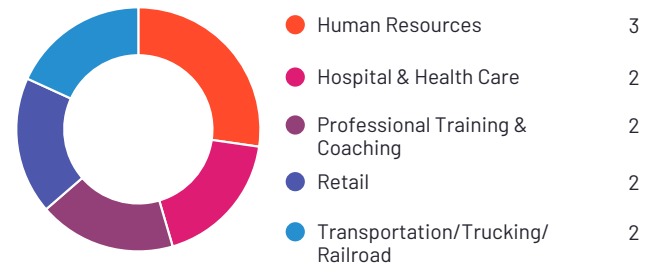
4.4 ★★★★★ (43)

FLOWsparks has been named a Niche product based on having a relatively low Satisfaction score and low Market Presence compared to the rest of the category. While they may have positive reviews, they do not have enough reviews to validate those ratings. 100% of users rated it 4 or 5 stars, 92% of users believe it is headed in the right direction, and users said they would be likely to recommend FLOWsparks at a rate of 87%. FLOWsparks is also in the Microlearning Platforms, Sales Training and Onboarding, Training Management Systems, Corporate Learning Management Systems, Course Authoring, and Ethics and Compliance Learning categories.

## Satisfaction Ratings



## Top Industries Represented



**Ownership**  
FLOWsparks



**HQ Location**  
Ghent, BE



**Year Founded**  
1997



**Employees (Listed On LinkedIn)**  
97



**Company Website**  
[flowsparks.com](https://flowsparks.com)



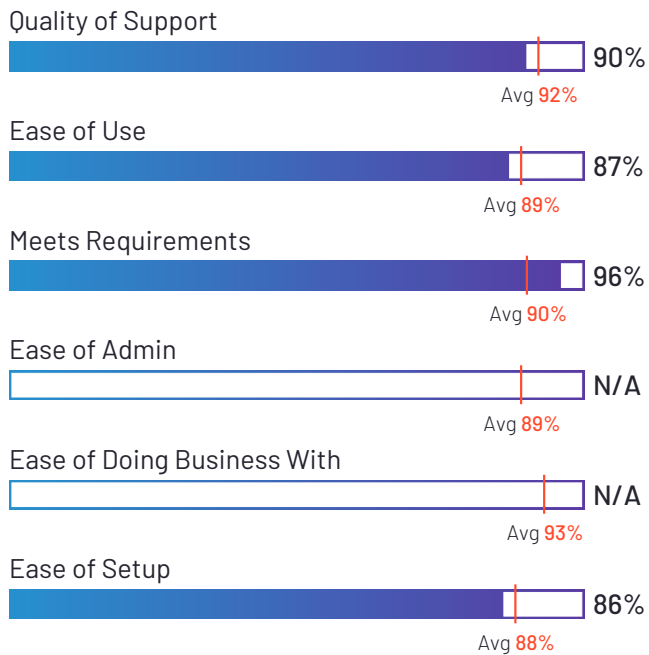


# Aurex.ai

4.3 ★★★★★ (16)

Aurex.ai has been named a Niche product based on having a relatively low Satisfaction score and low Market Presence compared to the rest of the category. While they may have positive reviews, they do not have enough reviews to validate those ratings. 100% of users rated it 4 or 5 stars, 100% of users believe it is headed in the right direction, and users said they would be likely to recommend Aurex.ai at a rate of 86%. Aurex.ai is also in the Enterprise Risk Management (ERM), Audit Management, Business Continuity Management, GRC Tools, IT Risk Management, and Policy Management categories.

## Satisfaction Ratings



## Top Industries Represented



\*N/A is displayed when fewer than five responses were received for the question.



**Ownership**  
Aurex



**HQ Location**  
San Francisco,  
California



**Year Founded**  
2021



**Employees (Listed  
On LinkedIn)**  
13



**Company Website**  
[www.aurex.ai](http://www.aurex.ai)

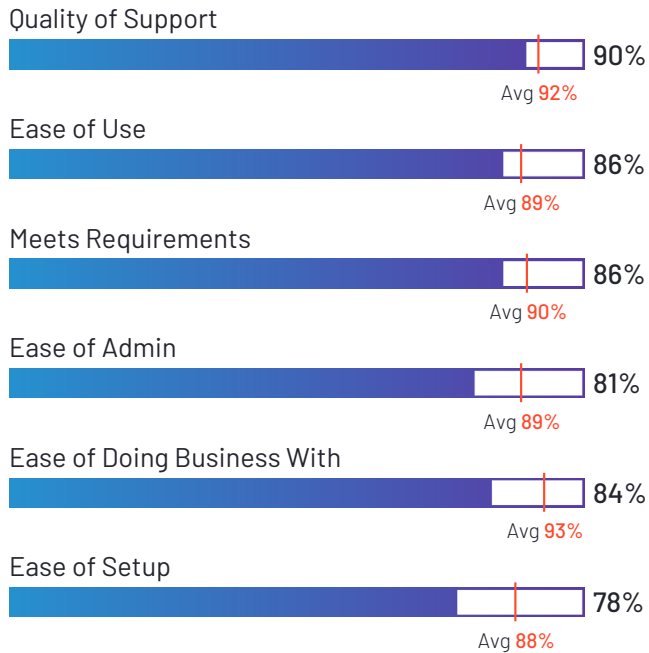


## Certent Disclosure Management

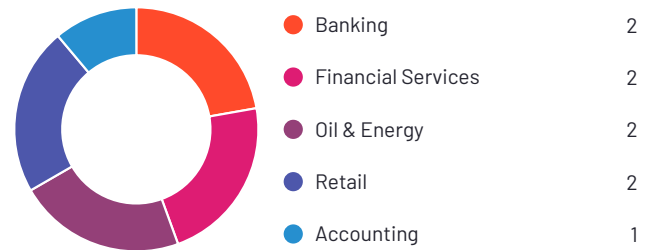
4.1 ★★★★★☆ (22)

Certent Disclosure Management has been named a Niche product based on having a relatively low Satisfaction score and low Market Presence compared to the rest of the category. While they may have positive reviews, they do not have enough reviews to validate those ratings. 90% of users rated it 4 or 5 stars, 80% of users believe it is headed in the right direction, and users said they would be likely to recommend Certent Disclosure Management at a rate of 83%. Certent Disclosure Management is also in the Disclosure Management category.

### Satisfaction Ratings



### Top Industries Represented



**Ownership**  
insightsoftware



**HQ Location**  
Raleigh, North  
Carolina



**Year Founded**  
2018



**Employees (Listed  
On LinkedIn)**  
2,177



**Company Website**  
[insightsoftware.com](https://insightsoftware.com)

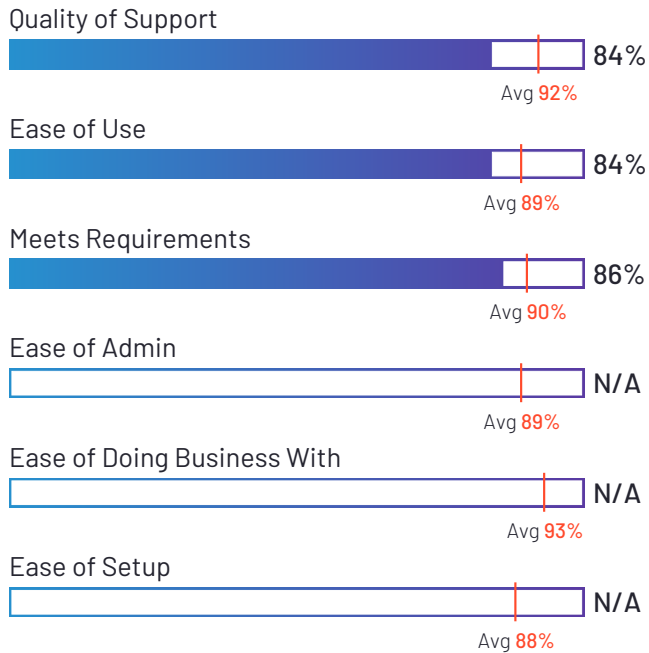


## FTK Enterprise

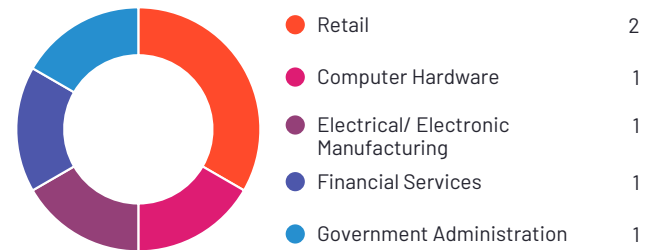
4.2 ★★★★★ (10)

FTK Enterprise has been named a Niche product based on having a relatively low Satisfaction score and low Market Presence compared to the rest of the category. While they may have positive reviews, they do not have enough reviews to validate those ratings. 90% of users rated it 4 or 5 stars, 100% of users believe it is headed in the right direction, and users said they would be likely to recommend FTK Enterprise at a rate of 84%. FTK Enterprise is also in the Investigation Management and Endpoint Detection & Response (EDR) categories.

### Satisfaction Ratings



### Top Industries Represented



\*N/A is displayed when fewer than five responses were received for the question.



**Ownership**  
Exterro



**HQ Location**  
Portland, OR



**Year Founded**  
2004



**Employees (Listed On LinkedIn)**  
622



**Company Website**  
[exterro.com](https://exterro.com)

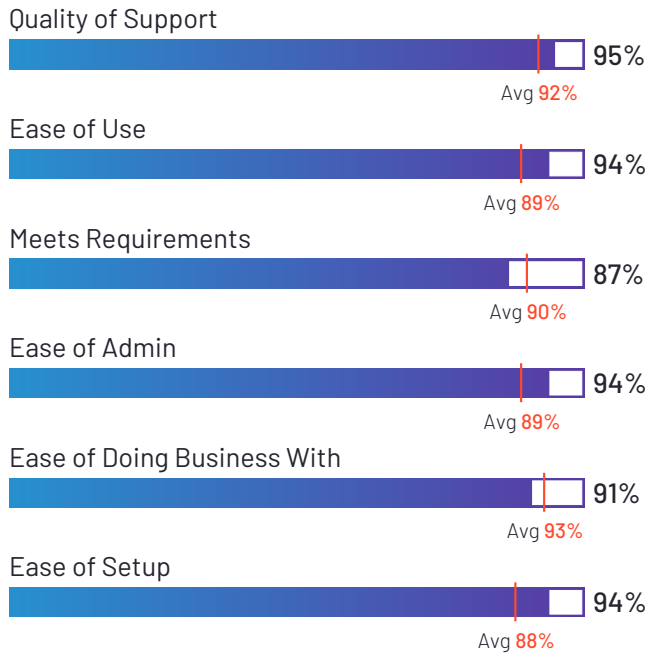


# GyrusAim

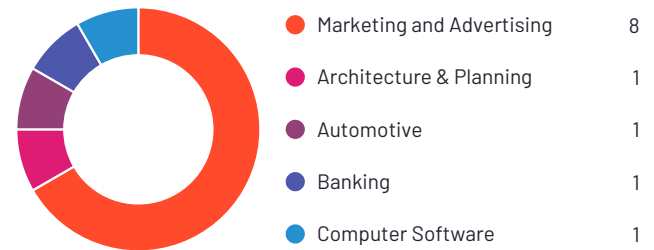
4.7 ★★★★★ (24)

GyrusAim has been named a Niche product based on having a relatively low Satisfaction score and low Market Presence compared to the rest of the category. While they may have positive reviews, they do not have enough reviews to validate those ratings. 93% of users rated it 4 or 5 stars, 86% of users believe it is headed in the right direction, and users said they would be likely to recommend GyrusAim at a rate of 93%. GyrusAim is also in the Corporate Learning Management Systems, Training Management Systems, Ethics and Compliance Learning, Customer Education, and Healthcare Learning Management Systems (LMS) categories.

## Satisfaction Ratings



## Top Industries Represented



**Ownership**  
Gyrus Systems



**HQ Location**  
Richmond, VA



**Year Founded**  
1987



**Employees (Listed On LinkedIn)**  
47



**Company Website**  
[www.gyrus.com](http://www.gyrus.com)

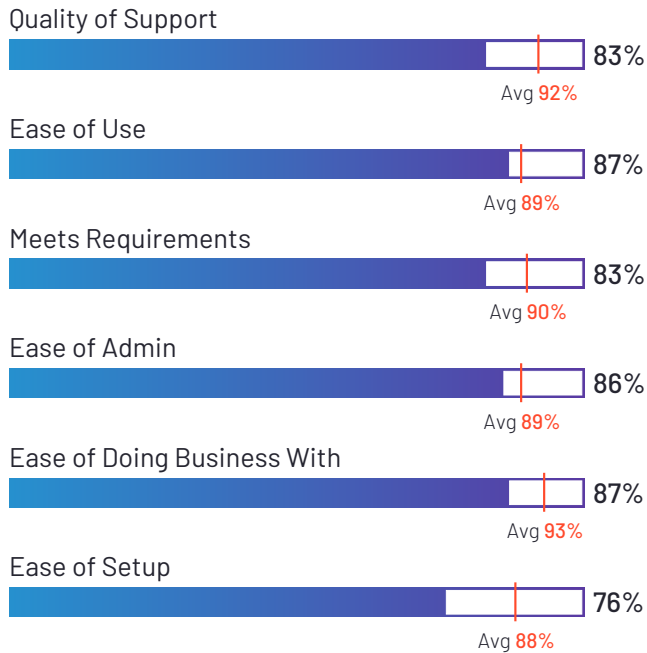


## Veriato

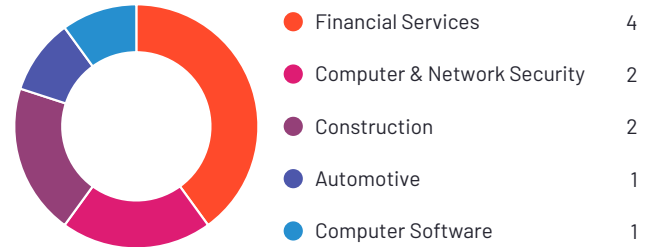
4.3 ★★★★★ (38)

Veriato has been named a Niche product based on having a relatively low Satisfaction score and low Market Presence compared to the rest of the category. While they may have positive reviews, they do not have enough reviews to validate those ratings. 89% of users rated it 4 or 5 stars, 87% of users believe it is headed in the right direction, and users said they would be likely to recommend Veriato at a rate of 81%. Veriato is also in the Insider Threat Management (ITM), User and Entity Behavior Analytics (UEBA), Investigation Management, Log Analysis, Threat Intelligence, and Employee Monitoring categories.

### Satisfaction Ratings



### Top Industries Represented



**Ownership**  
Veriato



**HQ Location**  
West Palm Beach, US



**Year Founded**  
1998



**Employees (Listed On LinkedIn)**  
27



**Company Website**  
[veriato.com](https://veriato.com)

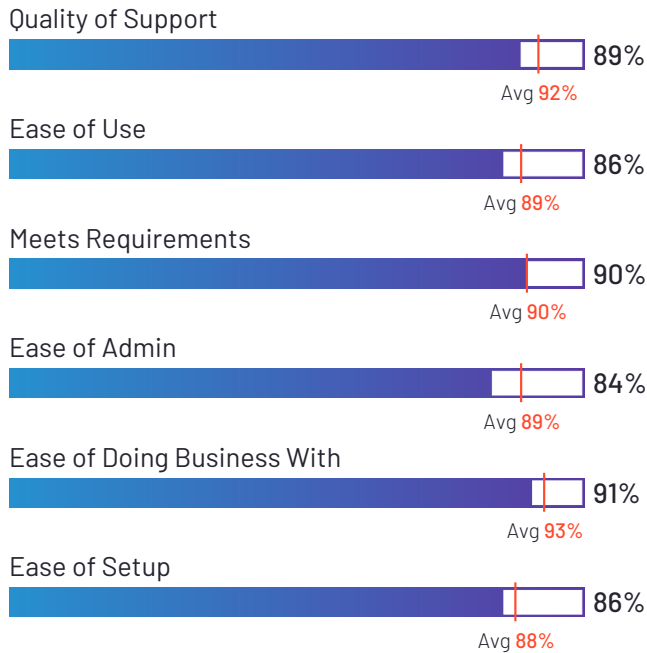


# Gryphon ONE


4.1 ★★★★★ (431)

Gryphon ONE has been named a Niche product based on having a relatively low Satisfaction score and low Market Presence compared to the rest of the category. While they may have positive reviews, they do not have enough reviews to validate those ratings. 84% of users rated it 4 or 5 stars, 66% of users believe it is headed in the right direction, and users said they would be likely to recommend Gryphon ONE at a rate of 83%. Gryphon ONE is also in the Feedback Analytics, Call Compliance, Contact Center Quality Assurance, Conversation Intelligence, AI Sales Assistant, Sales Coaching, and Outbound Call Tracking categories.

## Satisfaction Ratings



## Top Industries Represented



**Ownership**  
Gryphon AI



**HQ Location**  
Boston, MA



**Year Founded**  
1999



**Employees (Listed  
On LinkedIn)**  
121



**Company Website**  
[gryphon.ai](https://gryphon.ai)

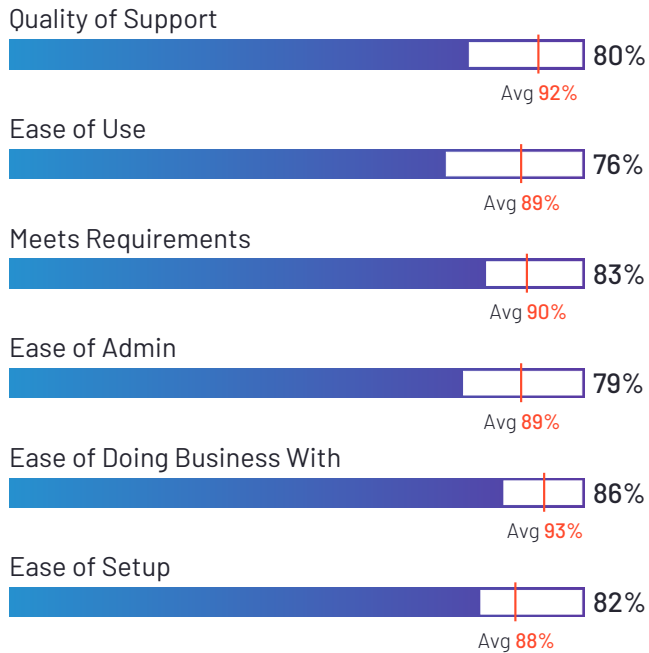


## FICO Decision Central

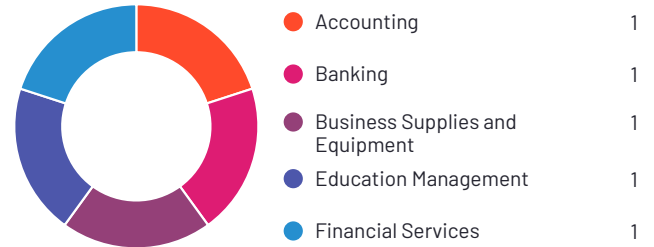
4.0 ★★★★★ (12)

FICO Decision Central has been named a Niche product based on having a relatively low Satisfaction score and low Market Presence compared to the rest of the category. While they may have positive reviews, they do not have enough reviews to validate those ratings. 83% of users rated it 4 or 5 stars, 63% of users believe it is headed in the right direction, and users said they would be likely to recommend FICO Decision Central at a rate of 81%. FICO Decision Central is also in the Business Continuity Management category.

### Satisfaction Ratings



### Top Industries Represented



**Ownership**  
FICO



**HQ Location**  
Bozeman, Montana



**Year Founded**  
1956



**Employees (Listed On LinkedIn)**  
3,685



**Company Website**  
[fico.com](https://fico.com)

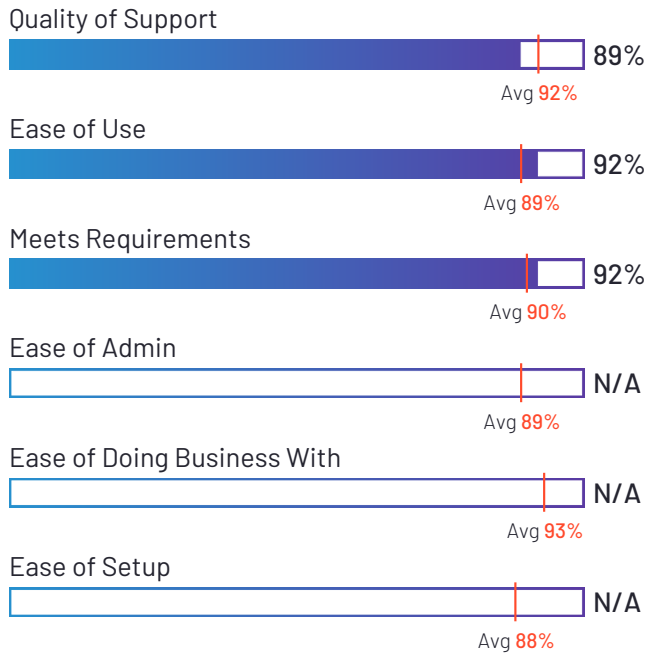


# Modulo


4.1 ★★★★★☆ (14)

Modulo has been named a Niche product based on having a relatively low Satisfaction score and low Market Presence compared to the rest of the category. While they may have positive reviews, they do not have enough reviews to validate those ratings. 86% of users rated it 4 or 5 stars, 100% of users believe it is headed in the right direction, and users said they would be likely to recommend Modulo at a rate of 81%. Modulo is also in the Policy Management category.

## Satisfaction Ratings



## Top Industries Represented



\*N/A is displayed when fewer than five responses were received for the question.



**Ownership**  
Modulo



**HQ Location**  
Rio de Janeiro, BR



**Year Founded**  
1985



**Employees (Listed On LinkedIn)**  
185



**Company Website**  
[modulo.com](https://modulo.com)



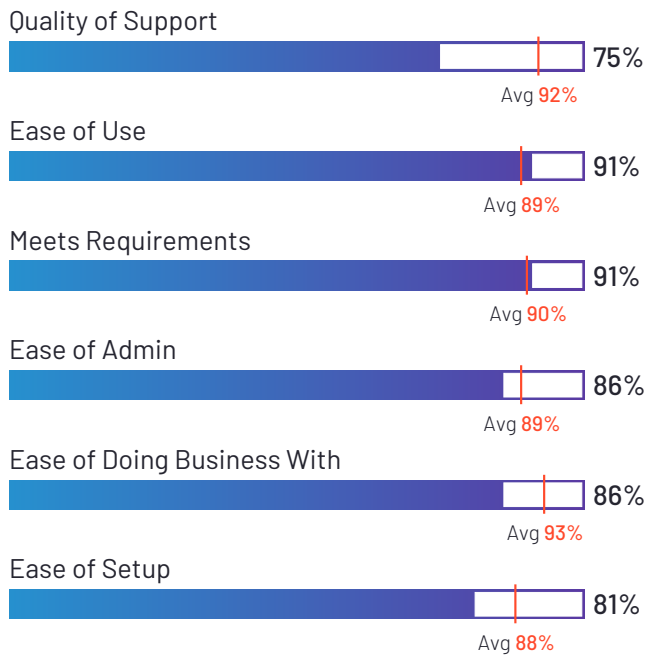


# Seerist

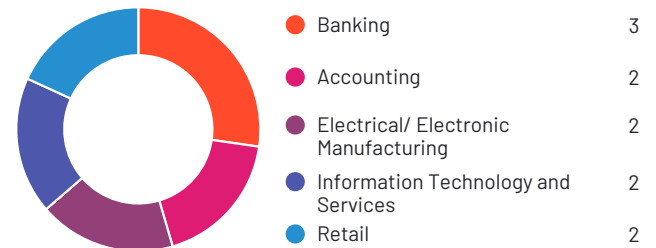
4.4 ★★★★★ (22)

Seerist has been named a Niche product based on having a relatively low Satisfaction score and low Market Presence compared to the rest of the category. While they may have positive reviews, they do not have enough reviews to validate those ratings. 95% of users rated it 4 or 5 stars, 80% of users believe it is headed in the right direction, and users said they would be likely to recommend Seerist at a rate of 89%. Seerist is also in the Operational Risk Management and Protective Intelligence Platforms categories.

## Satisfaction Ratings



## Top Industries Represented



**Ownership**  
Seerist



**HQ Location**  
Herndon, Virginia



**Year Founded**  
2017



**Employees (Listed On LinkedIn)**  
136



**Company Website**  
[seerist.com](https://seerist.com)

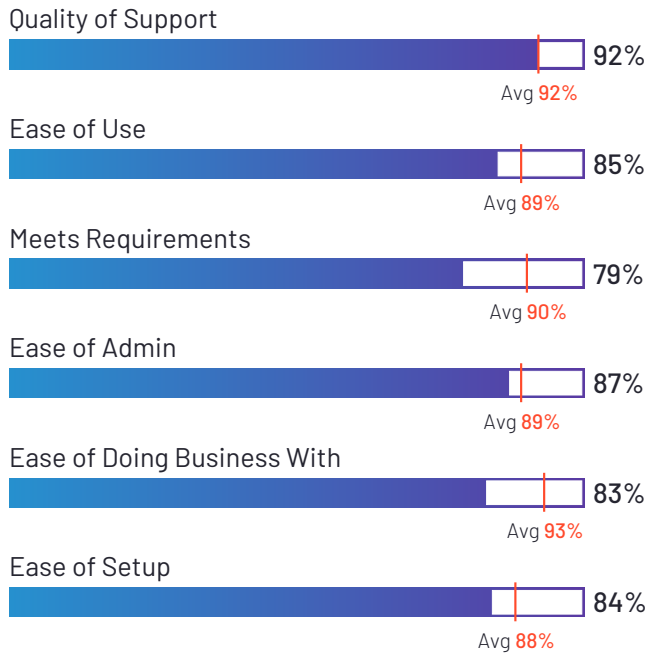


## Effivity QMS Automation Software for ISO standards

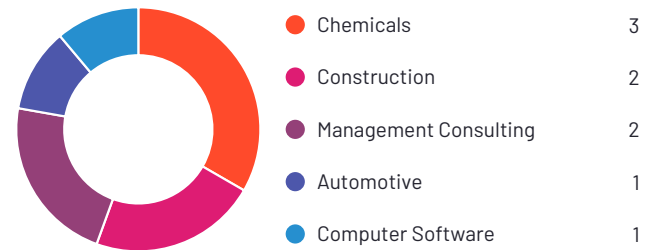
4.2 ★★★★★☆ (22)

Effivity QMS Automation Software for ISO standards has been named a Niche product based on having a relatively low Satisfaction score and low Market Presence compared to the rest of the category. While they may have positive reviews, they do not have enough reviews to validate those ratings. 90% of users rated it 4 or 5 stars, 83% of users believe it is headed in the right direction, and users said they would be likely to recommend Effivity QMS Automation Software for ISO standards at a rate of 83%. Effivity QMS Automation Software for ISO standards is also in the Regulatory Change Management category.

### Satisfaction Ratings



### Top Industries Represented



**Ownership**  
Effivity



**HQ Location**  
USA



**Year Founded**  
2015



**Employees (Listed On LinkedIn)**  
33



**Company Website**  
[effivity.com](https://effivity.com)

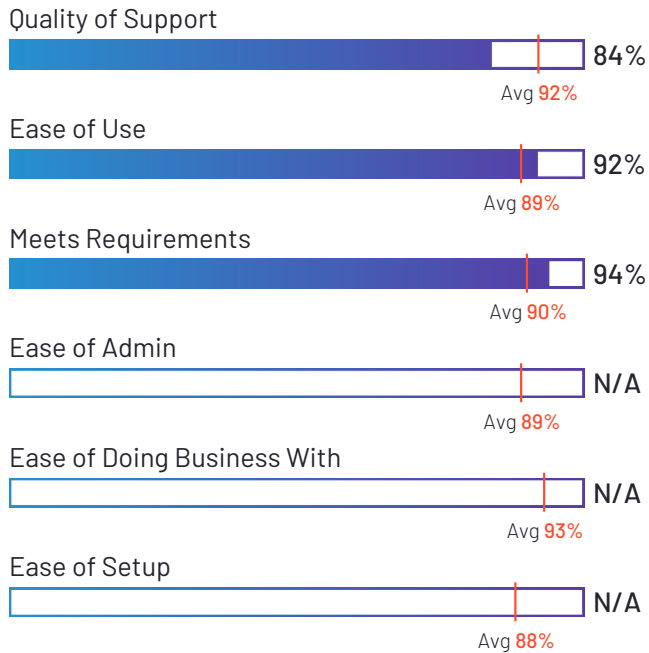
**4STOP**

4Stop

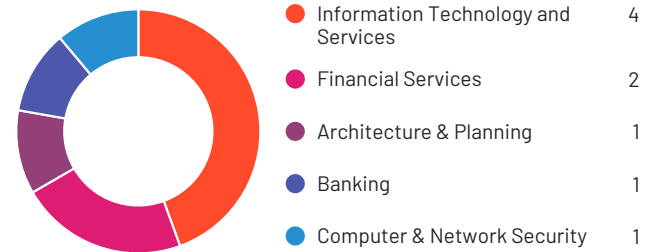
4.5 ★★★★★ (13)

4Stop has been named a Niche product based on having a relatively low Satisfaction score and low Market Presence compared to the rest of the category. While they may have positive reviews, they do not have enough reviews to validate those ratings. 100% of users rated it 4 or 5 stars, 100% of users believe it is headed in the right direction, and users said they would be likely to recommend 4Stop at a rate of 89%. 4Stop is also in the Anti-Money Laundering (AML) category.

### Satisfaction Ratings



### Top Industries Represented



\*N/A is displayed when fewer than five responses were received for the question.



**Ownership**  
4Stop



**HQ Location**  
Köln, Germany



**Year Founded**  
2016



**Employees (Listed On LinkedIn)**  
2



**Company Website**  
[www.4stop.com](http://www.4stop.com)

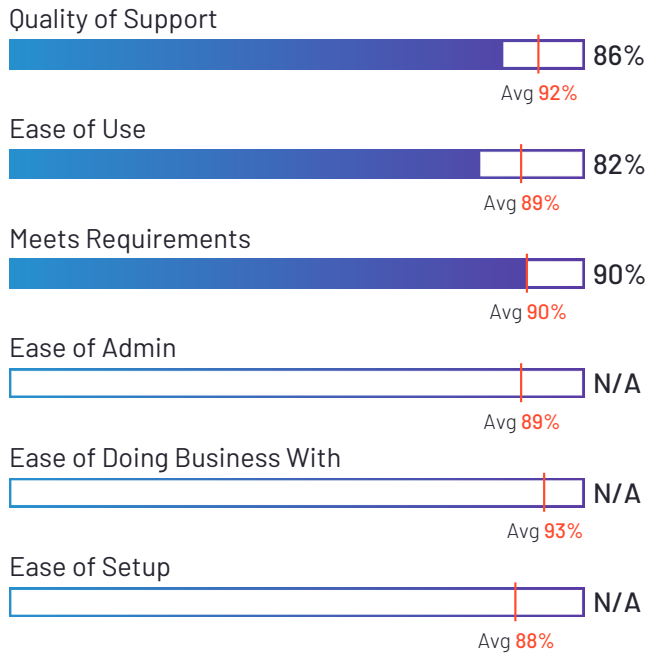


## iManage Records Manager

4.1 ★★★★★ (11)

iManage Records Manager has been named a Niche product based on having a relatively low Satisfaction score and low Market Presence compared to the rest of the category. While they may have positive reviews, they do not have enough reviews to validate those ratings. 82% of users rated it 4 or 5 stars, 67% of users believe it is headed in the right direction, and users said they would be likely to recommend iManage Records Manager at a rate of 82%. iManage Records Manager is also in the GRC Tools category.

### Satisfaction Ratings



### Top Industries Represented



\*N/A is displayed when fewer than five responses were received for the question.



**Ownership**  
iManage



**HQ Location**  
Chicago, Illinois



**Year Founded**  
2015



**Employees (Listed On LinkedIn)**  
1,191



**Company Website**  
[imanager.com](https://imanager.com)

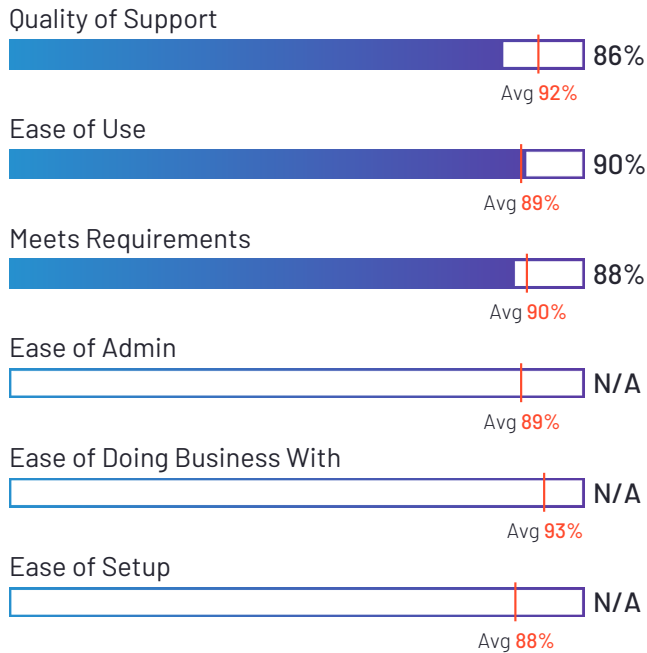


## KYC-Chain

4.8 ★★★★★ (10)

KYC-Chain has been named a Niche product based on having a relatively low Satisfaction score and low Market Presence compared to the rest of the category. While they may have positive reviews, they do not have enough reviews to validate those ratings. 100% of users rated it 4 or 5 stars, 100% of users believe it is headed in the right direction, and users said they would be likely to recommend KYC-Chain at a rate of 95%. KYC-Chain is also in the Anti-Money Laundering (AML) category.

### Satisfaction Ratings



### Top Industries Represented



\*N/A is displayed when fewer than five responses were received for the question.



**Ownership**  
KYC-CHAIN  
LIMITED



**HQ Location**  
Shueng wan, HK



**Year Founded**  
2014



**Employees (Listed  
On LinkedIn)**  
12



**Company Website**  
[kyc-chain.com](https://kyc-chain.com)

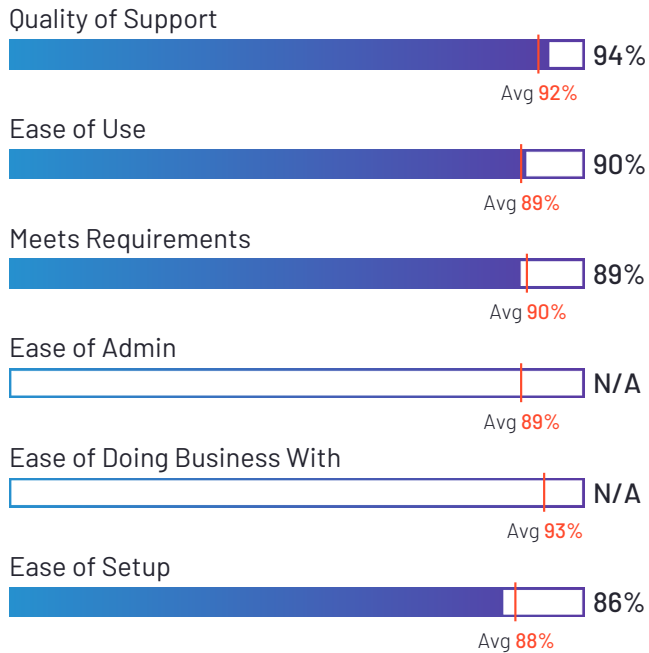


## WeControl

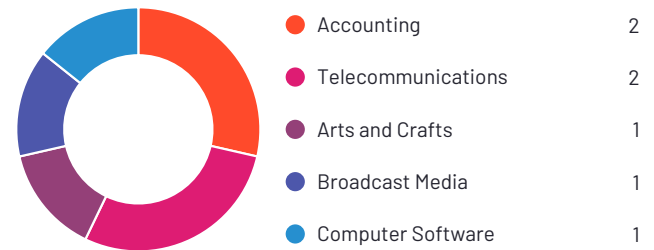
4.5 ★★★★★ (19)

WeControl has been named a Niche product based on having a relatively low Satisfaction score and low Market Presence compared to the rest of the category. While they may have positive reviews, they do not have enough reviews to validate those ratings. 90% of users rated it 4 or 5 stars, 78% of users believe it is headed in the right direction, and users said they would be likely to recommend WeControl at a rate of 87%. WeControl is also in the Privacy Impact Assessment (PIA), Data Subject Access Request (DSAR), Data Privacy Management, and Regulatory Change Management categories.

### Satisfaction Ratings



### Top Industries Represented



\*N/A is displayed when fewer than five responses were received for the question.



**Ownership**  
WeControl



**HQ Location**  
Tallinn, Harjumaa



**Year Founded**  
2018



**Employees (Listed On LinkedIn)**  
2



**Company Website**  
[wecontrol.io](https://wecontrol.io)

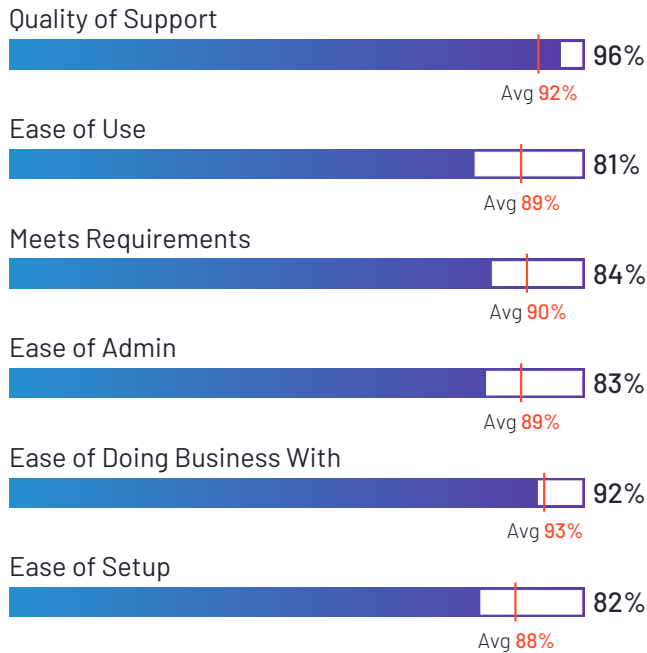


# Acuity Risk Management

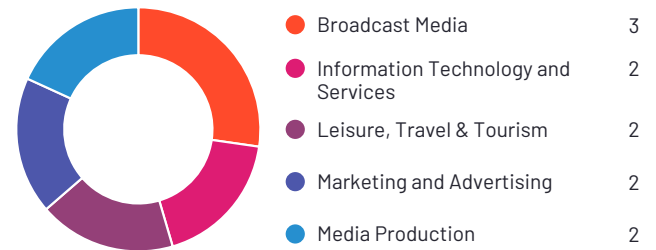
4.5 ★★★★★ (28)

Acuity Risk Management has been named a Niche product based on having a relatively low Satisfaction score and low Market Presence compared to the rest of the category. While they may have positive reviews, they do not have enough reviews to validate those ratings. 96% of users rated it 4 or 5 stars, 88% of users believe it is headed in the right direction, and users said they would be likely to recommend Acuity Risk Management at a rate of 90%. Acuity Risk Management is also in the Enterprise Risk Management (ERM), Policy Management, Operational Risk Management, Business Continuity Management, IT Risk Management, Regulatory Change Management, Audit Management, Incident Management, and Security Compliance categories.

## Satisfaction Ratings



## Top Industries Represented



**Ownership**  
Acuity Risk  
Management LLP



**HQ Location**  
London, England



**Year Founded**  
2005



**Employees (Listed  
On LinkedIn)**  
19



**Company Website**  
[acuityrm.com](https://acuityrm.com)

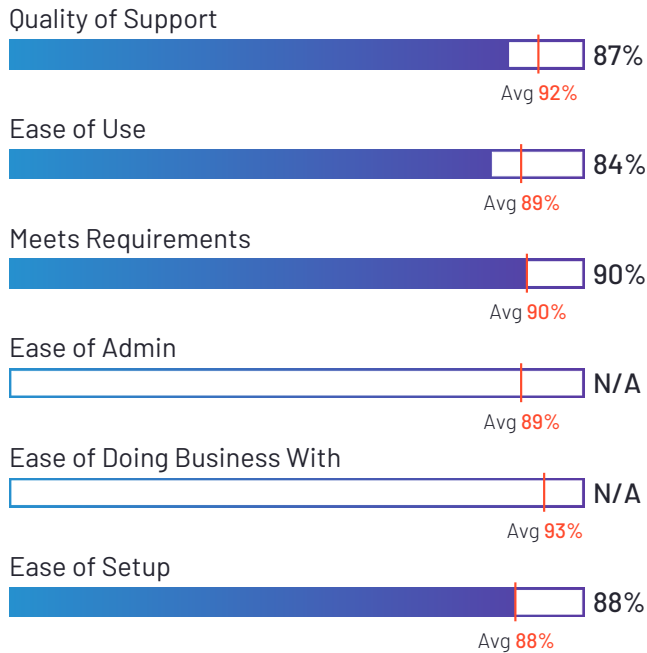


## CoreStream GRC

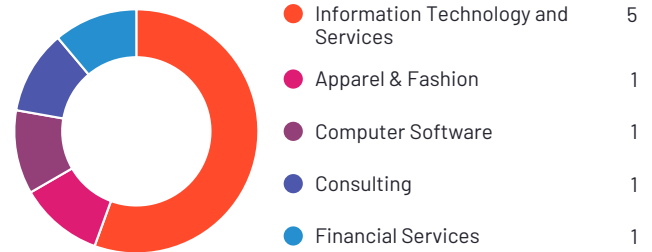
4.4 ★★★★★ (13)

CoreStream GRC has been named a Niche product based on having a relatively low Satisfaction score and low Market Presence compared to the rest of the category. While they may have positive reviews, they do not have enough reviews to validate those ratings. 100% of users rated it 4 or 5 stars, 91% of users believe it is headed in the right direction, and users said they would be likely to recommend CoreStream GRC at a rate of 88%. CoreStream GRC is also in the Digital Governance, Audit Management, Business Continuity Management, Enterprise Risk Management (ERM), Policy Management, Regulatory Change Management, Security Compliance, and Third Party & Supplier Risk Management categories.

### Satisfaction Ratings



### Top Industries Represented



\*N/A is displayed when fewer than five responses were received for the question.



**Ownership**  
CoreStream



**HQ Location**  
London, England



**Year Founded**  
2009



**Employees (Listed On LinkedIn)**  
58



**Company Website**  
[corestream.co.uk](https://corestream.co.uk)



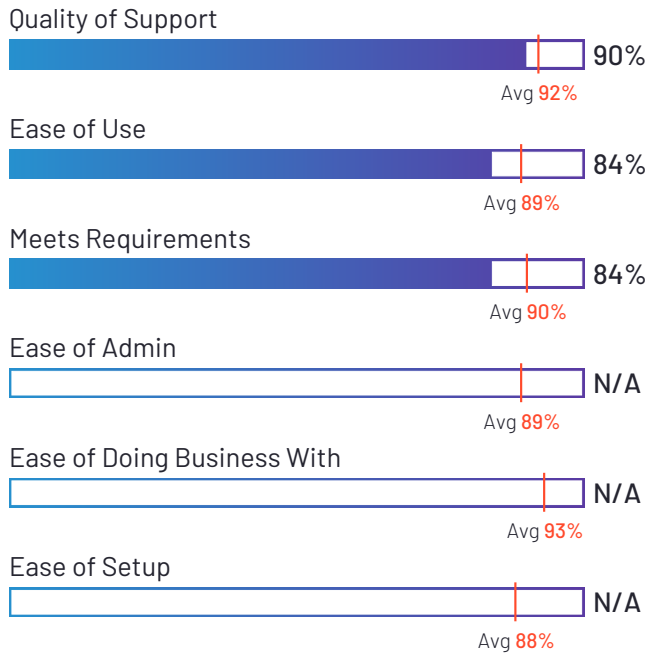


# Pliance

4.6 ★★★★★ (10)

Pliance has been named a Niche product based on having a relatively low Satisfaction score and low Market Presence compared to the rest of the category. While they may have positive reviews, they do not have enough reviews to validate those ratings. 100% of users rated it 4 or 5 stars, 100% of users believe it is headed in the right direction, and users said they would be likely to recommend Pliance at a rate of 92%. Pliance is also in the Anti-Money Laundering (AML) category.

## Satisfaction Ratings



## Top Industries Represented



\*N/A is displayed when fewer than five responses were received for the question.



**Ownership**  
Pliance



**HQ Location**  
Stockholm,  
Stockholm County



**Year Founded**  
2018



**Employees (Listed  
On LinkedIn)**  
4



**Company Website**  
[pliance.io](https://pliance.io)

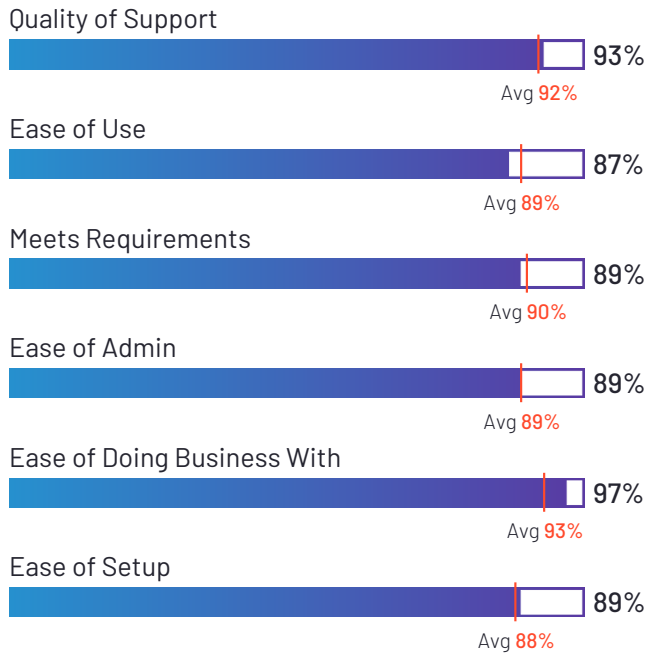


# AuditRunner

4.5 ★★★★★ (26)

AuditRunner has been named a Niche product based on having a relatively low Satisfaction score and low Market Presence compared to the rest of the category. While they may have positive reviews, they do not have enough reviews to validate those ratings. 91% of users rated it 4 or 5 stars, 94% of users believe it is headed in the right direction, and users said they would be likely to recommend AuditRunner at a rate of 90%. AuditRunner is also in the Data Privacy Management, Enterprise Risk Management (ERM), Operational Risk Management, Business Continuity Management, Regulatory Change Management, Quality Management (QMS), and Data Subject Access Request (DSAR) categories.

## Satisfaction Ratings



## Top Industries Represented



**Ownership**  
WorkRunner



**HQ Location**  
Menlo Park, US



**Year Founded**  
2017



**Employees (Listed On LinkedIn)**  
13



**Company Website**  
[workrunner.io](https://workrunner.io)

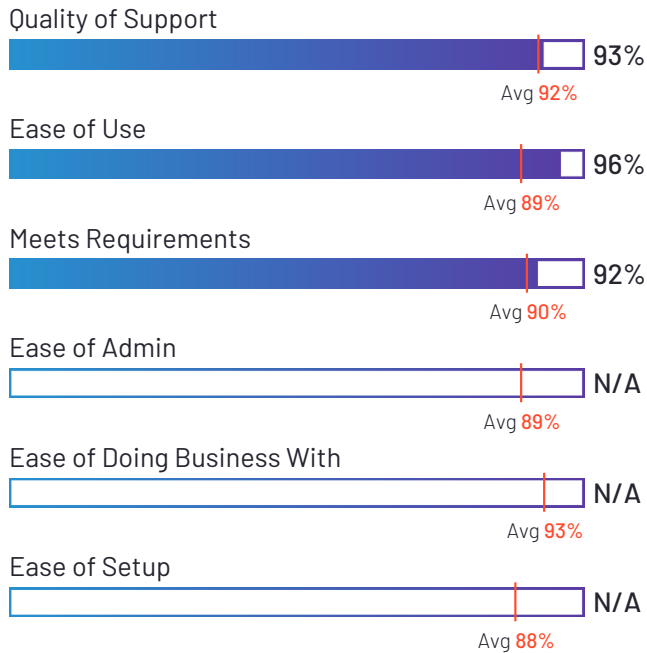


# PolicyCo

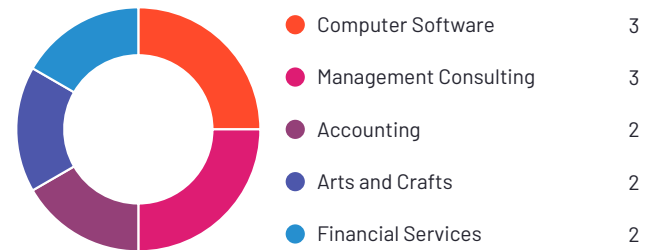
4.3 ★★★★★ (27)

PolicyCo has been named a Niche product based on having a relatively low Satisfaction score and low Market Presence compared to the rest of the category. While they may have positive reviews, they do not have enough reviews to validate those ratings. 93% of users rated it 4 or 5 stars, 90% of users believe it is headed in the right direction, and users said they would be likely to recommend PolicyCo at a rate of 86%. PolicyCo is also in the Policy Management category.

## Satisfaction Ratings



## Top Industries Represented



\*N/A is displayed when fewer than five responses were received for the question.



**Ownership**  
PolicyCo



**HQ Location**  
Nashville, US



**Year Founded**  
2019



**Employees (Listed On LinkedIn)**  
9



**Company Website**  
[policyco.io](https://policyco.io)

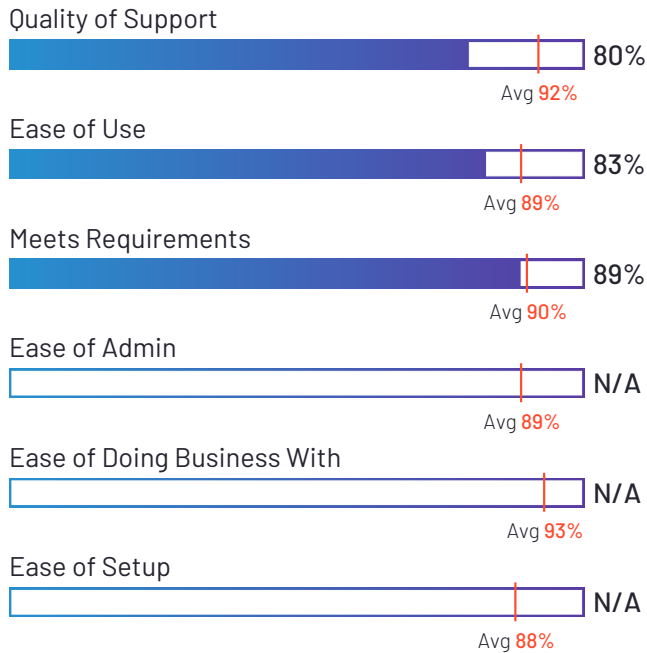


# ComplianceBridge

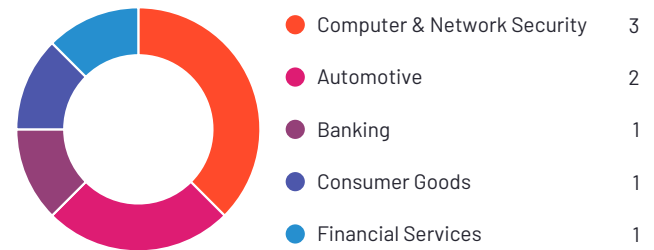
4.3 ★★★★★ (12)

ComplianceBridge has been named a Niche product based on having a relatively low Satisfaction score and low Market Presence compared to the rest of the category. While they may have positive reviews, they do not have enough reviews to validate those ratings. 100% of users rated it 4 or 5 stars, 75% of users believe it is headed in the right direction, and users said they would be likely to recommend ComplianceBridge at a rate of 87%. ComplianceBridge is also in the Policy Management category.

## Satisfaction Ratings



## Top Industries Represented



\*N/A is displayed when fewer than five responses were received for the question.



**Ownership**  
ComplianceBridge



**HQ Location**  
Stateline, NV



**Year Founded**  
2005



**Employees (Listed  
On LinkedIn)**  
14



**Company Website**  
[compliancebridge.com](https://compliancebridge.com)

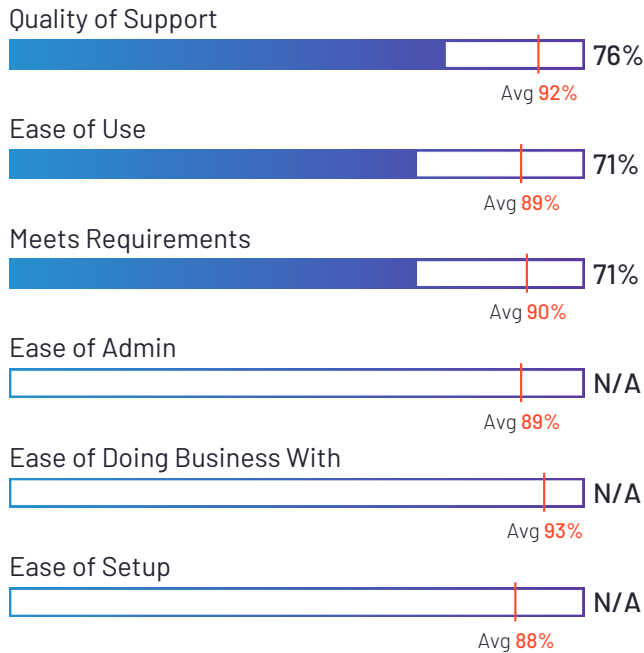


## Arcserve Continuous Availability

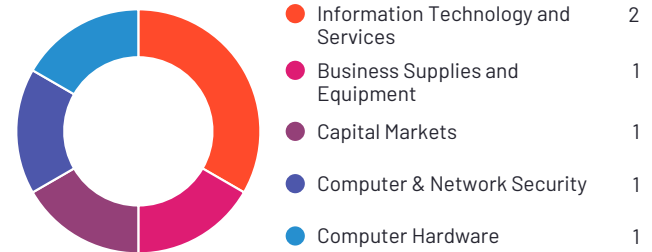
3.9 ★★★★★☆ (11)

Arcserve Continuous Availability has been named a Niche product based on having a relatively low Satisfaction score and low Market Presence compared to the rest of the category. While they may have positive reviews, they do not have enough reviews to validate those ratings. 80% of users rated it 4 or 5 stars, 80% of users believe it is headed in the right direction, and users said they would be likely to recommend Arcserve Continuous Availability at a rate of 77%. Arcserve Continuous Availability is also in the Business Continuity Management and IT Resilience Orchestration Automation (ITRO) categories.

### Satisfaction Ratings



### Top Industries Represented



\*N/A is displayed when fewer than five responses were received for the question.



**Ownership**  
Arcserve



**HQ Location**  
Eden Prairie, MN



**Year Founded**  
1983



**Employees (Listed On LinkedIn)**  
656



**Company Website**  
[arcserve.com](https://arcserve.com)

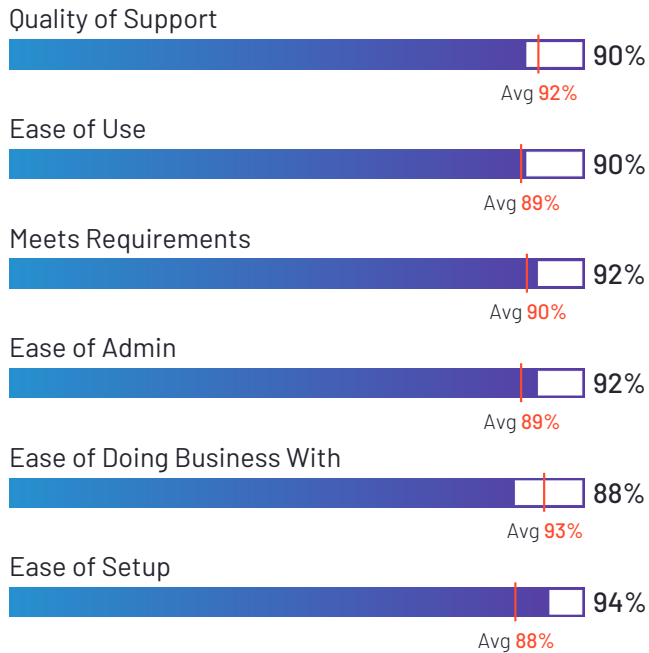


# Pagefreezer

4.4 ★★★★★ (34)

Pagefreezer has been named a Niche product based on having a relatively low Satisfaction score and low Market Presence compared to the rest of the category. While they may have positive reviews, they do not have enough reviews to validate those ratings. 97% of users rated it 4 or 5 stars, 74% of users believe it is headed in the right direction, and users said they would be likely to recommend Pagefreezer at a rate of 88%. Pagefreezer is also in the Legal Hold and Digital Communications Governance categories.

## Satisfaction Ratings



## Top Industries Represented



### Ownership

Pagefreezer Software, Inc.



### HQ Location

Vancouver, BC



### Year Founded

2010



### Employees (Listed On LinkedIn)

97



### Company Website

[pagefreezer.com](https://pagefreezer.com)

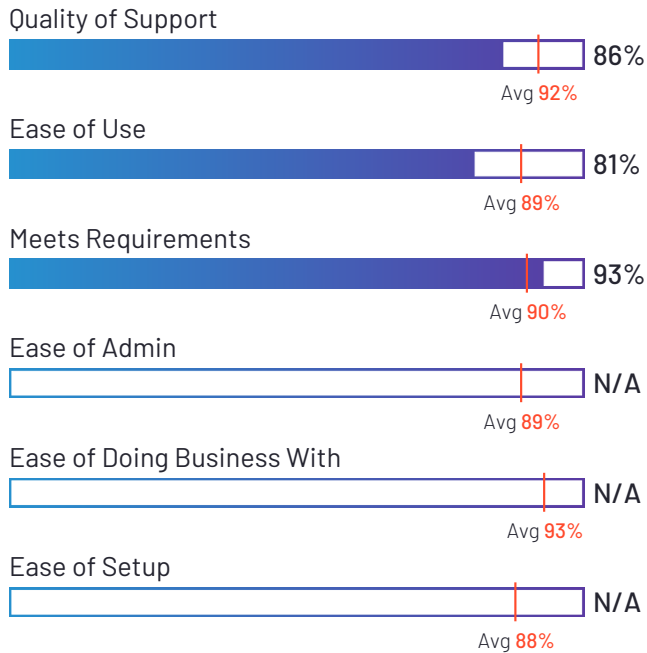


## Quantifind


4.4 ★★★★★ (10)

Quantifind has been named a Niche product based on having a relatively low Satisfaction score and low Market Presence compared to the rest of the category. While they may have positive reviews, they do not have enough reviews to validate those ratings. 100% of users rated it 4 or 5 stars, 80% of users believe it is headed in the right direction, and users said they would be likely to recommend SIGNUM at a rate of 88%. SIGNUM is also in the Anti-Money Laundering (AML) category.

### Satisfaction Ratings



### Top Industries Represented



\*N/A is displayed when fewer than five responses were received for the question.



**Ownership**  
Quantifind



**HQ Location**  
Palo Alto, US



**Year Founded**  
2009



**Employees (Listed On LinkedIn)**  
83



**Company Website**  
[quantifind.com](https://quantifind.com)



4.4 ★★★★★ (11)

Policy Manager Software has been named a Niche product based on having a relatively low Satisfaction score and low Market Presence compared to the rest of the category. While they may have positive reviews, they do not have enough reviews to validate those ratings. 91% of users rated it 4 or 5 stars, 100% of users believe it is headed in the right direction, and users said they would be likely to recommend Policy Manager Software at a rate of 87%. Policy Manager Software is also in the Policy Management category.

## Satisfaction Ratings

### Quality of Support



### Ease of Use



### Meets Requirements



### Ease of Admin



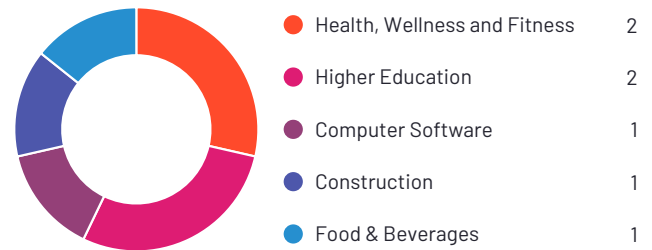
### Ease of Doing Business With



### Ease of Setup



## Top Industries Represented



\*N/A is displayed when fewer than five responses were received for the question.



**Ownership**  
iContracts



**HQ Location**  
Bridgewater, NJ



**Year Founded**  
2007



**Employees (Listed  
On LinkedIn)**  
46



**Company Website**  
[icontracts.com](https://icontracts.com)



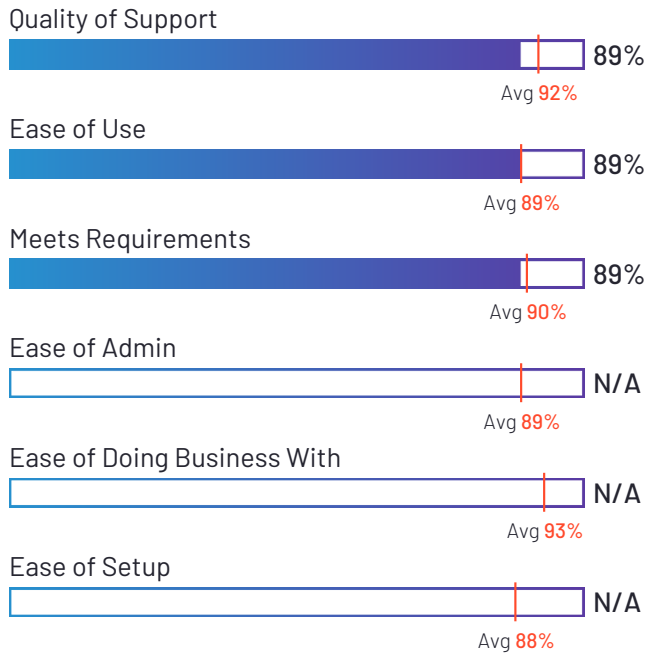


## Stacks Data

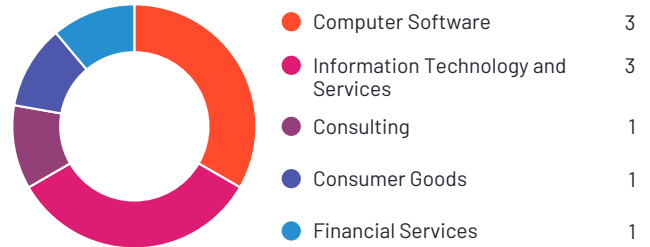
3.6 ★★★★★ (14)

Stacks Data has been named a Niche product based on having a relatively low Satisfaction score and low Market Presence compared to the rest of the category. While they may have positive reviews, they do not have enough reviews to validate those ratings. 71% of users rated it 4 or 5 stars, 100% of users believe it is headed in the right direction, and users said they would be likely to recommend Stacks Data at a rate of 71%. Stacks Data is also in the Disclosure Management category.

### Satisfaction Ratings



### Top Industries Represented



\*N/A is displayed when fewer than five responses were received for the question.



**Ownership**  
PeerAspect



**HQ Location**  
Baltimore, MD,  
United States



**Employees (Listed  
On LinkedIn)**  
2



**Company Website**  
[stacksdata.com](https://stacksdata.com)

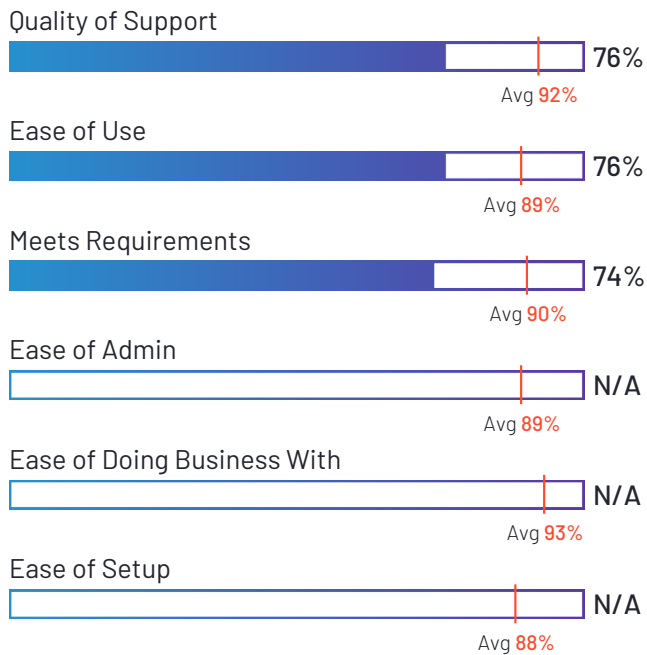


# Omnigo

4.2 ★★★★★ (59)

Omnigo has been named a Niche product based on having a relatively low Satisfaction score and low Market Presence compared to the rest of the category. While they may have positive reviews, they do not have enough reviews to validate those ratings. 82% of users rated it 4 or 5 stars, 67% of users believe it is headed in the right direction, and users said they would be likely to recommend Omnigo at a rate of 82%. Omnigo is also in the Evidence Management, Investigation Management, Physical Security, Jail Management, Emergency Notification, and eDiscovery categories.

## Satisfaction Ratings



## Top Industries Represented



\*N/A is displayed when fewer than five responses were received for the question.



**Ownership**  
Omnigo Software



**HQ Location**  
St. Louis, MO



**Year Founded**  
2017



**Employees (Listed On LinkedIn)**  
127



**Company Website**  
[www.omnigo.com](http://www.omnigo.com)

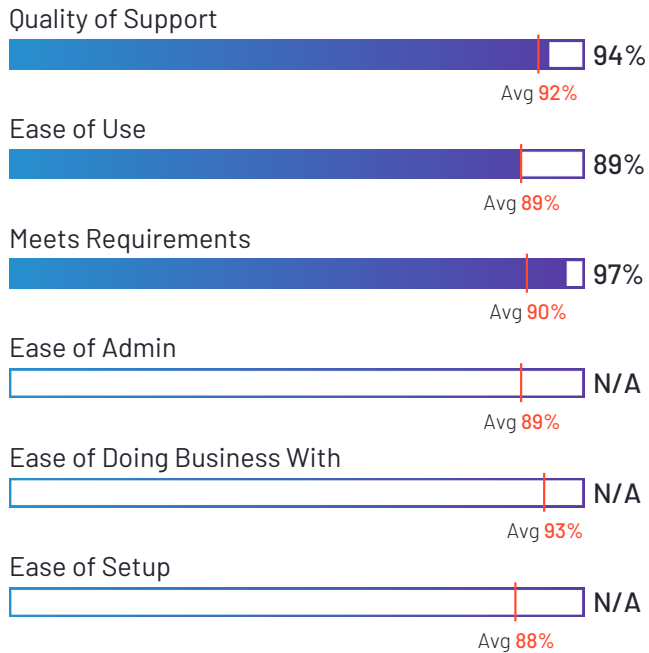


## Verify 365

4.4 ★★★★★ (11)

Verify 365 has been named a Niche product based on having a relatively low Satisfaction score and low Market Presence compared to the rest of the category. While they may have positive reviews, they do not have enough reviews to validate those ratings. 91% of users rated it 4 or 5 stars, 100% of users believe it is headed in the right direction, and users said they would be likely to recommend Verify 365 at a rate of 88%. Verify 365 is also in the Anti-Money Laundering (AML) category.

### Satisfaction Ratings



### Top Industries Represented



\*N/A is displayed when fewer than five responses were received for the question.



**Ownership**  
Verify 365



**HQ Location**  
Birmingham, GB



**Year Founded**  
2020



**Employees (Listed On LinkedIn)**  
10



**Company Website**  
[verify365.app](https://verify365.app)



## BC in the Cloud

4.6 ★★★★★ (12)

BC in the Cloud has been named a Niche product based on having a relatively low Satisfaction score and low Market Presence compared to the rest of the category. While they may have positive reviews, they do not have enough reviews to validate those ratings. 100% of users rated it 4 or 5 stars, 100% of users believe it is headed in the right direction, and users said they would be likely to recommend BC in the Cloud at a rate of 92%. BC in the Cloud is also in the Business Continuity Management and IT Risk Management categories.

### Satisfaction Ratings

#### Quality of Support



#### Ease of Use



#### Meets Requirements



#### Ease of Admin



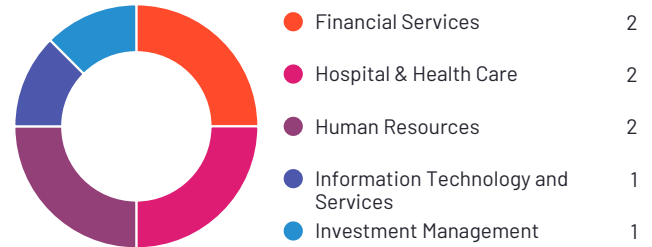
#### Ease of Doing Business With



#### Ease of Setup



### Top Industries Represented



\*N/A is displayed when fewer than five responses were received for the question.



**Ownership**  
Everbridge



**HQ Location**  
Boston, MA



**Year Founded**  
2002



**Employees (Listed On LinkedIn)**  
1,521



**Company Website**  
[everbridge.com](https://everbridge.com)

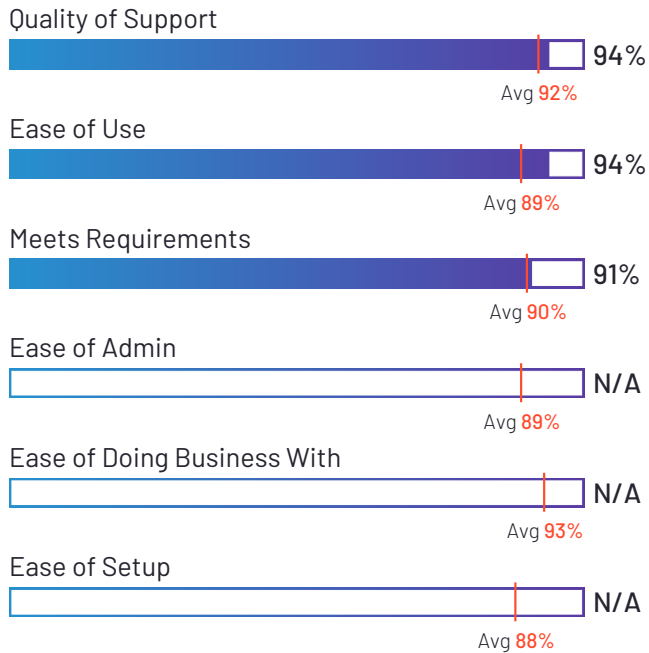


## Maclear eGRC Suite


4.3 ★★★★★ (10)

Maclear eGRC Suite has been named a Niche product based on having a relatively low Satisfaction score and low Market Presence compared to the rest of the category. While they may have positive reviews, they do not have enough reviews to validate those ratings. 90% of users rated it 4 or 5 stars, 100% of users believe it is headed in the right direction, and users said they would be likely to recommend Maclear eGRC Suite at a rate of 86%. Maclear eGRC Suite is also in the Enterprise Risk Management (ERM), Business Continuity Management, and Policy Management categories.

### Satisfaction Ratings



### Top Industries Represented



\*N/A is displayed when fewer than five responses were received for the question.



**Ownership**  
Maclear-GRC



**HQ Location**  
Lisle, Illinois



**Year Founded**  
2010



**Employees (Listed On LinkedIn)**  
17



**Company Website**  
[maclear-grc.com](https://maclear-grc.com)



# Thetaray Transaction Monitoring

4.2 ★★★★★ (10)

Thetaray Transaction Monitoring has been named a Niche product based on having a relatively low Satisfaction score and low Market Presence compared to the rest of the category. While they may have positive reviews, they do not have enough reviews to validate those ratings. 80% of users rated it 4 or 5 stars, 100% of users believe it is headed in the right direction, and users said they would be likely to recommend Thetaray Transaction Monitoring at a rate of 84%. Thetaray Transaction Monitoring is also in the Anti-Money Laundering (AML) category.

## Satisfaction Ratings

### Quality of Support



### Ease of Use



### Meets Requirements



### Ease of Admin



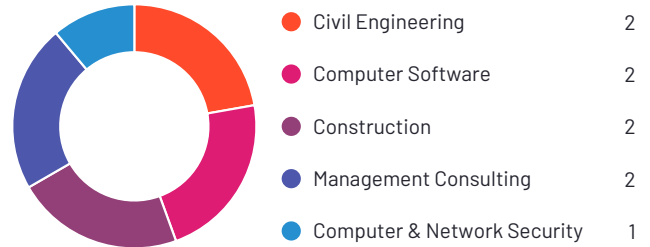
### Ease of Doing Business With



### Ease of Setup



## Top Industries Represented



\*N/A is displayed when fewer than five responses were received for the question.



**Ownership**  
ThetaRay



**HQ Location**  
Hod Hasharon, Israel



**Year Founded**  
2013



**Employees (Listed  
On LinkedIn)**  
223



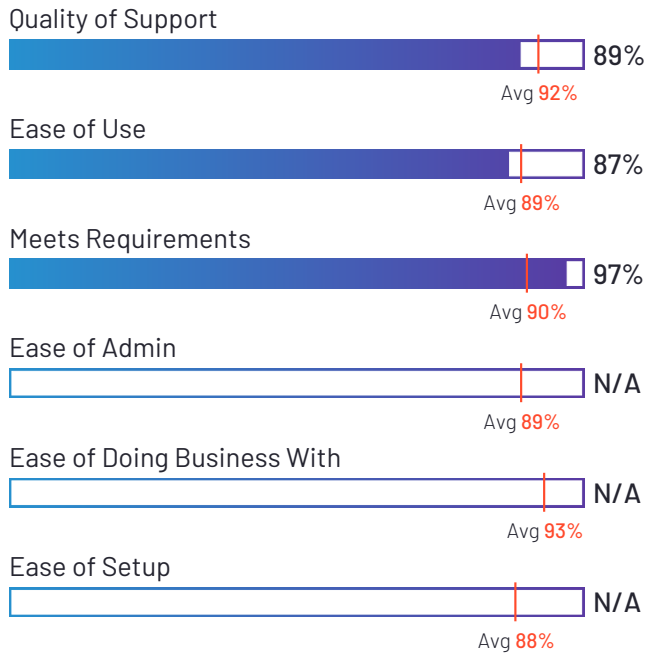
**Company Website**  
[thetaray.com](https://thetaray.com)

## ANTI-MONEY LAUNDERING

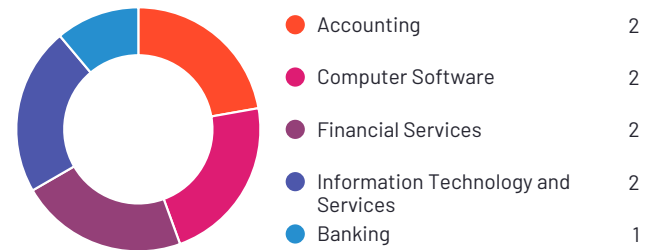
4.6 ★★★★★ (14)

ANTI-MONEY LAUNDERING has been named a Niche product based on having a relatively low Satisfaction score and low Market Presence compared to the rest of the category. While they may have positive reviews, they do not have enough reviews to validate those ratings. 100% of users rated it 4 or 5 stars, 100% of users believe it is headed in the right direction, and users said they would be likely to recommend ANTI-MONEY LAUNDERING at a rate of 92%. ANTI-MONEY LAUNDERING is also in the Anti-Money Laundering (AML) category.

## Satisfaction Ratings



## Top Industries Represented



\*N/A is displayed when fewer than five responses were received for the question.



**Ownership**  
ULISFINTECH



**HQ Location**  
Nagpur, IN



**Year Founded**  
2017



**Employees (Listed On LinkedIn)**  
13



**Company Website**  
[ulisfintech.com](https://ulisfintech.com)

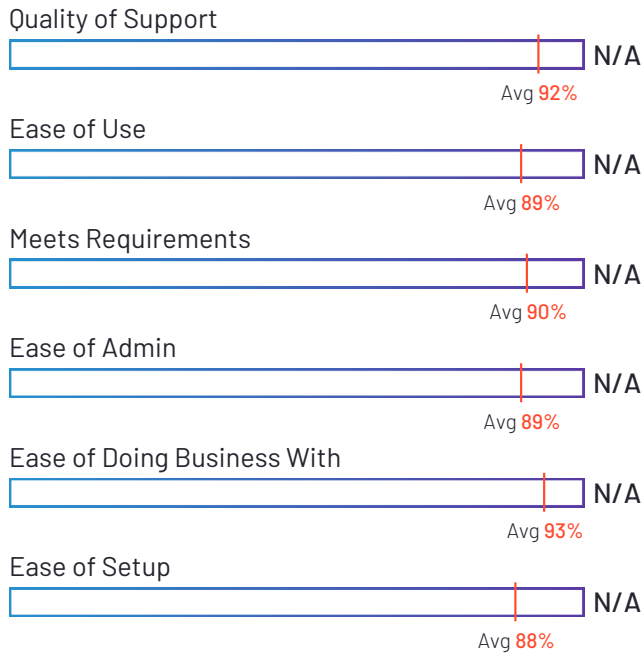


## Ethos Tracking

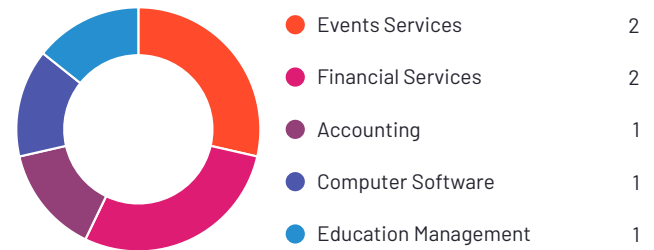
4.3 ★★★★★ (18)

Ethos Tracking has been named a Niche product based on having a relatively low Satisfaction score and low Market Presence compared to the rest of the category. While they may have positive reviews, they do not have enough reviews to validate those ratings. 91% of users rated it 4 or 5 stars, 75% of users believe it is headed in the right direction, and users said they would be likely to recommend Ethos Tracking at a rate of 87%. Ethos Tracking is also in the Corporate Social Responsibility (CSR) and Environmental, Social, and Governance (ESG) Reporting categories.

### Satisfaction Ratings



### Top Industries Represented



\*N/A is displayed when fewer than five responses were received for the question.



**Ownership**  
Ethos Giving



**HQ Location**  
Los Angeles, US



**Year Founded**  
2019



**Employees (Listed On LinkedIn)**  
5



**Company Website**  
[ethostracking.com](https://ethostracking.com)



# Satisfaction Ratings for Governance, Risk & Compliance

G2 reviewers rated software sellers ability to satisfy their needs as shown in the table below.

	Satisfaction		Satisfaction by Category						Net Promoter Score (NPS)
	Likelihood to Recommend	Product Going in Right Direction?	Meets Requirements	Ease of Admin	Ease of Doing Business With	Quality of Support	Ease of Setup	Ease of Use	
<b>Workiva</b>	91%	93%	90%	89%	92%	91%	84%	89%	70
<b>Vanta</b>	92%	95%	93%	91%	93%	92%	90%	91%	77
<b>AuditBoard</b>	92%	96%	89%	87%	93%	90%	85%	91%	74
<b>Drata</b>	95%	97%	94%	93%	97%	97%	91%	92%	86
<b>Sprinto</b>	95%	97%	95%	94%	97%	95%	94%	94%	88
<b>Scrut Automation</b>	98%	99%	97%	97%	98%	98%	96%	96%	96
<b>UpGuard</b>	90%	96%	90%	92%	93%	92%	92%	93%	69
<b>Thoropass</b>	94%	96%	95%	92%	96%	96%	93%	90%	81
<b>Scytale</b>	96%	98%	93%	94%	98%	97%	93%	91%	90
<b>Absorb LMS</b>	93%	94%	90%	90%	95%	96%	86%	91%	80
<b>SafetyCulture</b>	94%	96%	94%	90%	94%	91%	92%	95%	83
<b>Communication Compliance</b>	91%	86%	86%	94%	89%	92%	86%	89%	83
<b>Descartes Denied Party Screening</b>	95%	90%	95%	95%	97%	96%	95%	94%	83
<b>EasyLlama</b>	97%	96%	98%	96%	97%	97%	98%	97%	92
<b>iDenfy</b>	99%	100%	97%	97%	96%	98%	99%	99%	98
<b>Mineral</b>	96%	93%	96%	95%	97%	97%	96%	93%	92
<b>Secureframe</b>	93%	95%	93%	91%	96%	94%	90%	90%	81

(Satisfaction Ratings for Governance, Risk & Compliance continues on next page)

\*N/A is displayed when fewer than five responses were received for the question.

\*\*Net Promoter Score ranges from -100 to +100

# Satisfaction Ratings for Governance, Risk & Compliance (continued)

G2 reviewers rated software sellers ability to satisfy their needs as shown in the table below.

	Satisfaction		Satisfaction by Category						Net Promoter Score (NPS)
	Likelihood to Recommend	Product Going in Right Direction?	Meets Requirements	Ease of Admin	Ease of Doing Business With	Quality of Support	Ease of Setup	Ease of Use	
<b>Ondato</b>	96%	98%	97%	92%	97%	98%	98%	97%	87
<b>CCH Tagetik</b>	94%	100%	95%	88%	98%	93%	86%	90%	90
<b>KnowBe4 Compliance Plus</b>	90%	88%	94%	94%	96%	94%	95%	93%	61
<b>The Assent Supply Chain Sustainability Platform</b>	91%	100%	95%	97%	100%	98%	94%	94%	64
<b>Pirani</b>	91%	95%	93%	94%	97%	96%	88%	91%	71
<b>Five9 Intelligent Cloud Contact Center Platform</b>	90%	83%	89%	85%	91%	89%	86%	91%	66
<b>Oracle Hyperion Disclosure Management</b>	86%	87%	88%	86%	83%	82%	63%	83%	52
<b>Hyperproof</b>	90%	95%	89%	92%	97%	95%	88%	89%	66
<b>Incode</b>	100%	100%	98%	N/A	100%	100%	97%	99%	100
<b>SAP Risk Management</b>	83%	93%	88%	81%	81%	80%	75%	78%	37
<b>Microsoft Purview Data Governance</b>	95%	92%	88%	83%	89%	87%	80%	88%	82
<b>Ncontracts</b>	94%	97%	93%	86%	96%	97%	84%	89%	85
<b>Apptega</b>	95%	98%	94%	93%	97%	96%	95%	92%	82
<b>JumpCloud</b>	92%	97%	90%	93%	93%	90%	91%	91%	77
<b>ServiceNow ESG Management</b>	89%	100%	93%	93%	93%	92%	88%	87%	71
<b>Sumsub</b>	92%	92%	90%	90%	91%	91%	89%	91%	72
<b>LogicGate Risk Cloud</b>	93%	95%	89%	89%	98%	97%	88%	90%	77

(Satisfaction Ratings for Governance, Risk & Compliance continues on next page)

\*N/A is displayed when fewer than five responses were received for the question.

\*\*Net Promoter Score ranges from -100 to +100

# Satisfaction Ratings for Governance, Risk & Compliance (continued)

G2 reviewers rated software sellers ability to satisfy their needs as shown in the table below.

	Satisfaction		Satisfaction by Category						Net Promoter Score (NPS)
	Likelihood to Recommend	Product Going in Right Direction?	Meets Requirements	Ease of Admin	Ease of Doing Business With	Quality of Support	Ease of Setup	Ease of Use	
ISMS.online	90%	95%	92%	90%	95%	94%	89%	87%	68
Continu	93%	89%	95%	93%	96%	94%	93%	95%	79
Greenly	97%	100%	100%	N/A	N/A	99%	95%	97%	91
Visualping	92%	93%	95%	96%	90%	92%	91%	93%	81
Inspired eLearning Powered by VIPRE	85%	93%	93%	87%	91%	93%	85%	90%	46
Abrigo BAM+	91%	91%	92%	89%	93%	90%	89%	93%	71
iSpring Learn	92%	97%	90%	95%	97%	97%	97%	94%	79
Ethena	95%	100%	93%	91%	96%	93%	93%	94%	86
heyData	85%	86%	91%	90%	94%	90%	89%	91%	45
ClearCompany	93%	91%	92%	89%	95%	95%	84%	94%	80
FloQast	93%	91%	91%	87%	95%	93%	87%	96%	82
HR Acuity	92%	91%	91%	93%	96%	92%	87%	89%	71
SEON. Fraud Fighters	96%	95%	94%	94%	95%	94%	91%	91%	95
Case IQ	91%	94%	91%	91%	95%	92%	80%	90%	71
Veriff	92%	100%	90%	98%	95%	94%	84%	94%	72
Moodle	83%	70%	87%	82%	88%	81%	81%	80%	40
VelocityEHS Accelerate   EHS & ESG	91%	86%	90%	92%	97%	91%	86%	92%	65

(Satisfaction Ratings for Governance, Risk & Compliance continues on next page)

\*N/A is displayed when fewer than five responses were received for the question.

\*\*Net Promoter Score ranges from -100 to +100

# Satisfaction Ratings for Governance, Risk & Compliance (continued)

G2 reviewers rated software sellers ability to satisfy their needs as shown in the table below.

	Satisfaction		Satisfaction by Category						Net Promoter Score (NPS)
	Likelihood to Recommend	Product Going in Right Direction?	Meets Requirements	Ease of Admin	Ease of Doing Business With	Quality of Support	Ease of Setup	Ease of Use	
<b>Onfido</b>	91%	100%	91%	91%	90%	92%	86%	92%	70
<b>PowerDMS by NEOGOV</b>	94%	97%	94%	88%	96%	96%	86%	91%	84
<b>Camms GRC</b>	89%	96%	88%	85%	91%	92%	82%	88%	67
<b>ComplyAdvantage</b>	90%	90%	91%	89%	95%	94%	87%	90%	61
<b>Everbridge 360 (Critical Event Management)</b>	87%	94%	89%	78%	84%	93%	86%	90%	55
<b>Protecht</b>	92%	98%	88%	84%	94%	93%	82%	89%	73
<b>osapiens</b>	95%	97%	90%	84%	94%	96%	85%	88%	88
<b>Panorays</b>	85%	89%	86%	92%	94%	92%	91%	88%	48
<b>ComplyCube</b>	100%	100%	99%	100%	100%	100%	100%	100%	100
<b>CyberUpgrade</b>	98%	100%	98%	93%	100%	100%	97%	96%	100
<b>IRIS CARBON®</b>	96%	95%	98%	98%	99%	99%	95%	94%	93
<b>Formalize</b>	97%	97%	96%	93%	98%	99%	94%	90%	100
<b>Strike Graph</b>	95%	95%	94%	91%	97%	97%	92%	92%	86
<b>Venminder</b>	95%	95%	95%	94%	96%	98%	91%	95%	88
<b>Tandem</b>	96%	100%	97%	98%	99%	97%	92%	93%	84
<b>SkyPrep</b>	99%	100%	100%	98%	100%	100%	97%	100%	100
<b>Trace</b>	99%	100%	99%	98%	100%	100%	100%	100%	100

(Satisfaction Ratings for Governance, Risk & Compliance continues on next page)

\*N/A is displayed when fewer than five responses were received for the question.

\*\*Net Promoter Score ranges from -100 to +100



# Satisfaction Ratings for Governance, Risk & Compliance (continued)

G2 reviewers rated software sellers ability to satisfy their needs as shown in the table below.

	Satisfaction		Satisfaction by Category						Net Promoter Score (NPS)
	Likelihood to Recommend	Product Going in Right Direction?	Meets Requirements	Ease of Admin	Ease of Doing Business With	Quality of Support	Ease of Setup	Ease of Use	
Oneleet	100%	100%	100%	100%	100%	100%	100%	100%	100
Gatekeeper	89%	100%	93%	88%	94%	95%	83%	95%	56
Persona	93%	100%	94%	93%	93%	99%	88%	94%	80
Traliant	90%	91%	94%	95%	97%	98%	97%	95%	61
Flagright	99%	100%	97%	98%	100%	99%	95%	94%	100
Ethico	97%	100%	93%	94%	97%	98%	96%	94%	88
Conformio	91%	88%	90%	93%	95%	94%	90%	90%	83
ProcessUnity	91%	89%	94%	93%	96%	94%	91%	91%	77
Hicomply	89%	90%	92%	91%	96%	93%	89%	89%	65
GlobalSuite	94%	100%	95%	91%	98%	98%	89%	89%	88
IDMERIT	97%	100%	99%	97%	99%	99%	96%	96%	100
Sanction Scanner	95%	100%	96%	96%	98%	98%	95%	97%	87
FaceUp	97%	88%	99%	99%	96%	96%	96%	98%	95
Focal	91%	100%	89%	97%	97%	98%	96%	93%	71
Amiqus	95%	100%	93%	97%	98%	94%	95%	96%	78
RiskSmart	99%	100%	94%	93%	100%	100%	92%	96%	96
Axonify	95%	100%	93%	85%	96%	95%	87%	93%	89

(Satisfaction Ratings for Governance, Risk & Compliance continues on next page)

\*N/A is displayed when fewer than five responses were received for the question.

\*\*Net Promoter Score ranges from -100 to +100



# Satisfaction Ratings for Governance, Risk & Compliance (continued)

G2 reviewers rated software sellers ability to satisfy their needs as shown in the table below.

	Satisfaction		Satisfaction by Category						Net Promoter Score (NPS)
	Likelihood to Recommend	Product Going in Right Direction?	Meets Requirements	Ease of Admin	Ease of Doing Business With	Quality of Support	Ease of Setup	Ease of Use	
CimTrak Integrity Suite	96%	95%	93%	93%	97%	99%	90%	92%	86
Risk Ledger	88%	86%	91%	93%	91%	92%	91%	92%	59
Logikcull	94%	93%	93%	95%	97%	97%	96%	92%	83
1Exiger Platform	93%	100%	90%	91%	97%	97%	83%	91%	72
Regroup Mass Notification	97%	92%	95%	87%	96%	95%	86%	87%	92
NotMe Solutions	97%	97%	97%	96%	98%	98%	95%	99%	91
Akitra	97%	100%	95%	88%	98%	99%	94%	89%	95
Todyl Security Platform	96%	100%	94%	90%	98%	98%	88%	89%	84
Compyl	99%	97%	98%	96%	100%	100%	96%	97%	97
Carbide	93%	93%	92%	90%	97%	95%	94%	90%	78
Bites	98%	92%	96%	98%	100%	98%	100%	98%	92
Truzta	98%	100%	93%	91%	93%	99%	95%	94%	95
Athennian	92%	95%	92%	83%	93%	95%	83%	92%	74
Anecdotes	93%	90%	91%	96%	97%	98%	95%	94%	80
Impero	95%	100%	91%	93%	98%	98%	98%	98%	89
SOCLY.io	96%	100%	96%	92%	97%	99%	95%	92%	88
Compliance	97%	100%	95%	90%	100%	100%	91%	97%	93

(Satisfaction Ratings for Governance, Risk & Compliance continues on next page)

\*N/A is displayed when fewer than five responses were received for the question.

\*\*Net Promoter Score ranges from -100 to +100



# Satisfaction Ratings for Governance, Risk & Compliance (continued)

G2 reviewers rated software sellers ability to satisfy their needs as shown in the table below.

	Satisfaction		Satisfaction by Category						Net Promoter Score (NPS)
	Likelihood to Recommend	Product Going in Right Direction?	Meets Requirements	Ease of Admin	Ease of Doing Business With	Quality of Support	Ease of Setup	Ease of Use	
<b>Interfacing</b>	98%	92%	94%	92%	96%	97%	94%	94%	95
<b>Xoralia - Sharepoint policy management software</b>	96%	100%	90%	94%	100%	100%	97%	95%	100
<b>Sardine</b>	97%	100%	91%	96%	100%	98%	89%	84%	92
<b>apexanalytix</b>	94%	100%	94%	80%	99%	95%	71%	86%	83
<b>PassFort Lifecycle</b>	97%	100%	90%	74%	93%	96%	79%	96%	92
<b>iHasco e-learning</b>	85%	70%	91%	93%	93%	90%	93%	94%	53
<b>DigitalChalk LMS</b>	92%	93%	93%	93%	97%	94%	96%	94%	68
<b>Trustero</b>	98%	100%	97%	96%	99%	98%	96%	93%	96
<b>Aclaimant</b>	97%	100%	94%	97%	98%	98%	95%	96%	100
<b>VComply</b>	92%	93%	90%	90%	97%	93%	88%	89%	75
<b>MobieTrain</b>	93%	90%	87%	95%	98%	97%	94%	97%	78
<b>Pulse</b>	94%	88%	93%	92%	95%	96%	93%	96%	78
<b>Essential ERM</b>	97%	100%	96%	96%	99%	98%	94%	96%	94
<b>Trulioo</b>	87%	83%	89%	87%	94%	97%	90%	89%	55
<b>TrustCloud®</b>	95%	100%	94%	92%	97%	90%	90%	85%	81
<b>Risk Cognizance GRC Platform</b>	100%	100%	100%	N/A	N/A	100%	100%	100%	100
<b>StepChange</b>	97%	100%	97%	N/A	N/A	100%	96%	99%	90

(Satisfaction Ratings for Governance, Risk & Compliance continues on next page)

\*N/A is displayed when fewer than five responses were received for the question.

\*\*Net Promoter Score ranges from -100 to +100



# Satisfaction Ratings for Governance, Risk & Compliance (continued)

G2 reviewers rated software sellers ability to satisfy their needs as shown in the table below.

	Satisfaction		Satisfaction by Category						Net Promoter Score (NPS)
	Likelihood to Recommend	Product Going in Right Direction?	Meets Requirements	Ease of Admin	Ease of Doing Business With	Quality of Support	Ease of Setup	Ease of Use	
Fides	96%	100%	92%	93%	100%	98%	88%	91%	90
Rivial Data Security	99%	100%	95%	93%	100%	100%	95%	90%	100
SimpleRisk	89%	100%	90%	94%	100%	98%	86%	92%	63
Nossa Data	97%	100%	96%	N/A	N/A	99%	98%	98%	93
LeapXpert	86%	88%	87%	91%	91%	88%	97%	94%	42
SafeGuard Privacy	90%	93%	91%	86%	88%	90%	92%	94%	71
fullCircle GRC	94%	93%	88%	94%	98%	97%	92%	94%	80
Lucanet	98%	94%	91%	91%	89%	91%	88%	92%	100
Filejet	91%	100%	96%	94%	94%	96%	94%	93%	70
CIRisk	94%	89%	98%	90%	98%	100%	88%	97%	78
Analytica	96%	100%	98%	N/A	N/A	97%	N/A	100%	94
StandardFusion	93%	95%	91%	89%	97%	95%	88%	89%	80
Cypago	93%	100%	90%	89%	94%	98%	87%	89%	86
KEY ESG	88%	100%	88%	89%	92%	92%	90%	88%	57
PMG Platform	88%	100%	89%	84%	92%	93%	79%	89%	46
MinuteBox	100%	100%	100%	N/A	N/A	100%	N/A	100%	100
Decision Focus	95%	100%	90%	92%	96%	99%	93%	91%	90

(Satisfaction Ratings for Governance, Risk & Compliance continues on next page)

\*N/A is displayed when fewer than five responses were received for the question.

\*\*Net Promoter Score ranges from -100 to +100



# Satisfaction Ratings for Governance, Risk & Compliance (continued)

G2 reviewers rated software sellers ability to satisfy their needs as shown in the table below.

	Satisfaction		Satisfaction by Category						Net Promoter Score (NPS)
	Likelihood to Recommend	Product Going in Right Direction?	Meets Requirements	Ease of Admin	Ease of Doing Business With	Quality of Support	Ease of Setup	Ease of Use	
<b>SureCloud</b>	86%	89%	87%	85%	95%	94%	83%	85%	43
<b>FullCirc</b>	93%	92%	92%	86%	92%	95%	88%	95%	80
<b>Ostendio</b>	95%	93%	95%	86%	96%	94%	88%	82%	87
<b>ZenGRC</b>	87%	96%	86%	88%	93%	91%	81%	85%	59
<b>Drova</b>	88%	100%	86%	87%	96%	95%	86%	88%	58
<b>CarbonZE</b>	99%	100%	96%	N/A	N/A	100%	94%	97%	100
<b>Komplify</b>	89%	100%	96%	N/A	N/A	84%	100%	100%	80
<b>TeamMate+</b>	83%	88%	86%	83%	86%	84%	82%	83%	38
<b>IBM OpenPages</b>	84%	84%	87%	77%	82%	86%	83%	87%	40
<b>Refinitiv World-Check Risk Intelligence</b>	89%	77%	89%	94%	89%	91%	88%	89%	64
<b>D&amp;B Risk Analytics</b>	89%	91%	89%	92%	91%	88%	88%	88%	60
<b>SAP Ariba</b>	83%	85%	85%	80%	85%	81%	79%	83%	47
<b>Microsoft Purview Records Management</b>	86%	89%	88%	82%	83%	85%	80%	83%	47
<b>Relativity</b>	93%	90%	90%	82%	90%	84%	82%	87%	76
<b>Oracle Financial Reporting Compliance Cloud</b>	92%	90%	86%	N/A	N/A	86%	92%	93%	80
<b>Litmos</b>	84%	81%	85%	86%	87%	85%	86%	87%	45
<b>SAS Risk Management</b>	92%	87%	93%	88%	94%	91%	73%	84%	75

(Satisfaction Ratings for Governance, Risk & Compliance continues on next page)

\*N/A is displayed when fewer than five responses were received for the question.

\*\*Net Promoter Score ranges from -100 to +100

# Satisfaction Ratings for Governance, Risk & Compliance (continued)

G2 reviewers rated software sellers ability to satisfy their needs as shown in the table below.

	Satisfaction		Satisfaction by Category						Net Promoter Score (NPS)
	Likelihood to Recommend	Product Going in Right Direction?	Meets Requirements	Ease of Admin	Ease of Doing Business With	Quality of Support	Ease of Setup	Ease of Use	
<b>Resolver</b>	86%	90%	84%	77%	91%	91%	75%	82%	50
<b>IBM Envizi ESG Suite</b>	89%	94%	90%	66%	86%	90%	71%	86%	60
<b>NAVEX One</b>	79%	74%	88%	84%	80%	83%	81%	87%	35
<b>OneTrust Tech Risk &amp; Compliance</b>	91%	84%	90%	86%	91%	89%	82%	86%	75
<b>Fusion Risk Management</b>	88%	88%	88%	80%	87%	86%	80%	84%	59
<b>LexisNexis RiskView</b>	87%	82%	94%	80%	86%	91%	91%	83%	58
<b>Replication Manager</b>	80%	100%	86%	N/A	N/A	83%	88%	92%	36
<b>Microsoft Purview Audit</b>	86%	67%	88%	88%	95%	84%	81%	88%	50
<b>Adobe Learning Manager (formerly Adobe Captivate Prime)</b>	81%	83%	87%	83%	85%	86%	80%	83%	34
<b>Diligent One Platform, formerly HighBond</b>	86%	86%	85%	83%	89%	91%	76%	81%	50
<b>SAP Disclosure Management</b>	84%	100%	91%	N/A	N/A	90%	N/A	90%	50
<b>Oracle ERP Cloud</b>	83%	75%	89%	79%	84%	86%	80%	87%	39
<b>SAP Management of Change</b>	82%	87%	85%	N/A	91%	90%	63%	83%	47
<b>CLEAR</b>	83%	83%	90%	N/A	N/A	90%	86%	94%	33
<b>Google Carbon Footprint</b>	91%	100%	81%	N/A	N/A	81%	80%	89%	80
<b>TalentLMS</b>	92%	92%	90%	91%	94%	90%	92%	92%	77
<b>Ideagen WorkRite</b>	81%	81%	89%	84%	84%	81%	88%	88%	40

(Satisfaction Ratings for Governance, Risk & Compliance continues on next page)

\*N/A is displayed when fewer than five responses were received for the question.

\*\*Net Promoter Score ranges from -100 to +100



# Satisfaction Ratings for Governance, Risk & Compliance (continued)

G2 reviewers rated software sellers ability to satisfy their needs as shown in the table below.

	Satisfaction		Satisfaction by Category						Net Promoter Score (NPS)
	Likelihood to Recommend	Product Going in Right Direction?	Meets Requirements	Ease of Admin	Ease of Doing Business With	Quality of Support	Ease of Setup	Ease of Use	
Onspring	94%	94%	89%	91%	95%	96%	88%	90%	79
Ubuntu	78%	25%	80%	N/A	N/A	83%	N/A	71%	29
AML Insight	86%	75%	88%	N/A	N/A	81%	86%	79%	40
SAI360	82%	83%	83%	74%	85%	84%	68%	77%	37
Dow Jones Risk & Compliance	85%	100%	89%	N/A	N/A	84%	N/A	89%	45
Regulatory Intelligence	85%	53%	84%	N/A	N/A	89%	N/A	81%	47
Ideagen Internal Audit	85%	78%	87%	86%	88%	86%	84%	82%	42
Oracle GRC	79%	100%	84%	81%	86%	77%	76%	81%	27
Safeguard Global	83%	100%	86%	74%	82%	86%	N/A	83%	36
SAP SuccessFactors Learning	75%	67%	87%	N/A	N/A	83%	N/A	74%	9
DataTracks	92%	100%	90%	N/A	N/A	93%	93%	93%	73
Grid	83%	80%	84%	88%	89%	84%	84%	84%	24
Riskconnect Risk Management Information System (RMIS)	83%	85%	84%	77%	87%	85%	71%	83%	34
Workday Adaptive Planning	87%	85%	77%	74%	71%	86%	76%	80%	50
SAS Fraud, Anti-Money Laundering & Security Intelligence	79%	79%	84%	77%	84%	81%	73%	78%	29
LexisNexis TrailTracker	80%	88%	95%	N/A	N/A	84%	N/A	90%	31
Ideagen Risk Management	83%	82%	86%	80%	85%	83%	79%	80%	36

(Satisfaction Ratings for Governance, Risk & Compliance continues on next page)

\*N/A is displayed when fewer than five responses were received for the question.

\*\*Net Promoter Score ranges from -100 to +100

# Satisfaction Ratings for Governance, Risk & Compliance (continued)

G2 reviewers rated software sellers ability to satisfy their needs as shown in the table below.

	Satisfaction		Satisfaction by Category						Net Promoter Score (NPS)
	Likelihood to Recommend	Product Going in Right Direction?	Meets Requirements	Ease of Admin	Ease of Doing Business With	Quality of Support	Ease of Setup	Ease of Use	
<b>Tripwire</b>	84%	73%	91%	80%	86%	82%	78%	79%	53
<b>EcoVadis</b>	74%	81%	78%	80%	71%	87%	76%	82%	35
<b>Proviti-Governance Portal</b>	84%	N/A	86%	N/A	86%	86%	80%	86%	50
<b>Ideagen CompliSpace</b>	79%	74%	84%	78%	82%	79%	77%	82%	22
<b>ServiceNow Integrated Risk Management</b>	87%	86%	85%	71%	78%	80%	75%	79%	61
<b>SymphonyAI Financial Services</b>	80%	N/A	71%	N/A	N/A	N/A	N/A	77%	33
<b>Oracle Financial Crime and Compliance Management</b>	78%	60%	83%	71%	86%	83%	71%	81%	15
<b>Bloomberg Vault</b>	85%	80%	89%	N/A	N/A	77%	N/A	84%	50
<b>SAS Governance and Compliance Manager</b>	89%	85%	89%	N/A	N/A	88%	N/A	77%	76
<b>Qualys PCI</b>	81%	67%	82%	N/A	N/A	78%	N/A	73%	57
<b>Archer</b>	73%	77%	89%	79%	90%	70%	75%	72%	0
<b>Certa</b>	89%	86%	87%	74%	94%	93%	76%	86%	60
<b>ScalePad ControlMap</b>	92%	96%	90%	85%	93%	94%	92%	88%	73
<b>Noggin</b>	89%	93%	87%	80%	89%	87%	83%	90%	66
<b>Prevalent by Mitrataech</b>	91%	100%	88%	98%	98%	97%	89%	87%	75
<b>Ideagen Disclose</b>	85%	100%	86%	80%	N/A	89%	89%	89%	50
<b>Nasdaq Metrio</b>	90%	100%	84%	90%	95%	95%	80%	82%	63

(Satisfaction Ratings for Governance, Risk & Compliance continues on next page)

\*N/A is displayed when fewer than five responses were received for the question.

\*\*Net Promoter Score ranges from -100 to +100

# Satisfaction Ratings for Governance, Risk & Compliance (continued)

G2 reviewers rated software sellers ability to satisfy their needs as shown in the table below.

	Satisfaction		Satisfaction by Category						Net Promoter Score (NPS)
	Likelihood to Recommend	Product Going in Right Direction?	Meets Requirements	Ease of Admin	Ease of Doing Business With	Quality of Support	Ease of Setup	Ease of Use	
<b>Ethixbase360</b>	90%	100%	83%	88%	92%	93%	86%	83%	80
<b>6clicks</b>	86%	100%	88%	86%	88%	87%	81%	89%	52
<b>ConvergePoint</b>	87%	100%	90%	84%	93%	96%	87%	86%	45
<b>EchoInk</b>	87%	83%	86%	80%	92%	90%	88%	88%	53
<b>Cyberday</b>	94%	87%	90%	87%	93%	94%	85%	83%	89
<b>Emtrain</b>	91%	95%	94%	88%	88%	89%	88%	89%	64
<b>Supply Wisdom</b>	84%	94%	83%	90%	97%	92%	81%	80%	50
<b>EasyRCA</b>	89%	100%	91%	N/A	N/A	94%	89%	94%	59
<b>Coolset</b>	93%	100%	94%	N/A	N/A	96%	97%	91%	80
<b>Know Your Customer</b>	86%	100%	93%	N/A	N/A	94%	94%	96%	72
<b>Bright Pattern</b>	94%	92%	88%	92%	95%	93%	90%	86%	76
<b>Acqueon</b>	89%	93%	85%	92%	93%	91%	82%	90%	61
<b>Riskconnect Business Continuity</b>	90%	89%	94%	N/A	N/A	86%	N/A	90%	75
<b>Jambo</b>	94%	92%	90%	N/A	N/A	88%	100%	96%	85
<b>EQS Integrity Line</b>	83%	75%	88%	89%	91%	85%	91%	88%	33
<b>INX InForm</b>	85%	92%	86%	87%	87%	82%	80%	84%	45
<b>MyComplianceOffice</b>	83%	76%	85%	81%	87%	86%	76%	83%	36

(Satisfaction Ratings for Governance, Risk & Compliance continues on next page)

\*N/A is displayed when fewer than five responses were received for the question.

\*\*Net Promoter Score ranges from -100 to +100

# Satisfaction Ratings for Governance, Risk & Compliance (continued)

G2 reviewers rated software sellers ability to satisfy their needs as shown in the table below.

	Satisfaction		Satisfaction by Category						Net Promoter Score (NPS)
	Likelihood to Recommend	Product Going in Right Direction?	Meets Requirements	Ease of Admin	Ease of Doing Business With	Quality of Support	Ease of Setup	Ease of Use	
iGrafx	94%	100%	99%	N/A	N/A	94%	N/A	93%	90
LogicManager	91%	85%	89%	84%	91%	93%	86%	86%	67
CYRISMA	91%	86%	86%	87%	89%	90%	90%	85%	85
AdaptiveGRC	94%	78%	95%	92%	100%	94%	94%	90%	69
TruOps	89%	92%	88%	79%	93%	95%	74%	83%	75
Compliance Manager GRC	81%	78%	86%	79%	82%	84%	79%	81%	33
CallFinder	95%	100%	87%	91%	100%	96%	N/A	81%	92
Unit21	90%	89%	87%	N/A	N/A	95%	77%	88%	68
COI RiskManager	87%	95%	86%	91%	86%	82%	88%	87%	59
KLEA	92%	92%	84%	86%	90%	98%	78%	90%	68
Persefoni	95%	100%	92%	N/A	N/A	97%	N/A	81%	90
FLOWsparks	87%	92%	86%	85%	96%	98%	87%	83%	57
Aurex.ai	86%	100%	96%	N/A	N/A	90%	86%	87%	42
Certent Disclosure Management	83%	80%	86%	81%	84%	90%	78%	86%	38
FTK Enterprise	84%	100%	86%	N/A	N/A	84%	N/A	84%	50
GyrusAim	93%	86%	87%	94%	91%	95%	94%	94%	80
Veriato	81%	87%	83%	86%	87%	83%	76%	87%	33

(Satisfaction Ratings for Governance, Risk & Compliance continues on next page)

\*N/A is displayed when fewer than five responses were received for the question.

\*\*Net Promoter Score ranges from -100 to +100



# Satisfaction Ratings for Governance, Risk & Compliance (continued)

G2 reviewers rated software sellers ability to satisfy their needs as shown in the table below.

	Satisfaction		Satisfaction by Category						Net Promoter Score (NPS)
	Likelihood to Recommend	Product Going in Right Direction?	Meets Requirements	Ease of Admin	Ease of Doing Business With	Quality of Support	Ease of Setup	Ease of Use	
Gryphon ONE	83%	66%	90%	84%	91%	89%	86%	86%	36
FICO Decision Central	81%	63%	83%	79%	86%	80%	82%	76%	16
Modulo	81%	100%	92%	N/A	N/A	89%	N/A	92%	50
Seerist	89%	80%	91%	86%	86%	75%	81%	91%	61
Effivity QMS Automation Software for ISO standards	83%	83%	79%	87%	83%	92%	84%	85%	45
4Stop	89%	100%	94%	N/A	N/A	84%	N/A	92%	53
iManage Records Manager	82%	67%	90%	N/A	N/A	86%	N/A	82%	18
KYC-Chain	95%	100%	88%	N/A	N/A	86%	N/A	90%	90
WeControl	87%	78%	89%	N/A	N/A	94%	86%	90%	70
Acuity Risk Management	90%	88%	84%	83%	92%	96%	82%	81%	76
CoreStream GRC	88%	91%	90%	N/A	N/A	87%	88%	84%	72
Pliance	92%	100%	84%	N/A	N/A	90%	N/A	84%	70
AuditRunner	90%	94%	89%	89%	97%	93%	89%	87%	59
PolicyCo	86%	90%	92%	N/A	N/A	93%	N/A	96%	48
ComplianceBridge	87%	N/A	89%	N/A	N/A	80%	N/A	83%	58
Arcserve Continuous Availability	77%	80%	71%	N/A	N/A	76%	N/A	71%	40
Pagefreezer	88%	74%	92%	92%	88%	90%	94%	90%	61

(Satisfaction Ratings for Governance, Risk & Compliance continues on next page)

\*N/A is displayed when fewer than five responses were received for the question.

\*\*Net Promoter Score ranges from -100 to +100

# Satisfaction Ratings for Governance, Risk & Compliance (continued)

G2 reviewers rated software sellers ability to satisfy their needs as shown in the table below.

	Satisfaction		Satisfaction by Category						Net Promoter Score (NPS)
	Likelihood to Recommend	Product Going in Right Direction?	Meets Requirements	Ease of Admin	Ease of Doing Business With	Quality of Support	Ease of Setup	Ease of Use	
<b>SIGNUM</b>	88%	80%	93%	N/A	N/A	86%	N/A	81%	60
<b>Policy Manager Software</b>	87%	N/A	89%	N/A	N/A	N/A	N/A	89%	54
<b>Stacks Data</b>	71%	100%	89%	N/A	N/A	89%	N/A	89%	28
<b>Omnigo</b>	82%	67%	74%	N/A	N/A	76%	N/A	76%	45
<b>Verify 365</b>	88%	N/A	97%	N/A	N/A	94%	N/A	89%	45
<b>BC in the Cloud</b>	92%	N/A	N/A	N/A	N/A	N/A	N/A	N/A	81
<b>Maclear eGRC Suite</b>	86%	N/A	91%	N/A	N/A	94%	N/A	94%	40
<b>Thetaray Transaction Monitoring</b>	84%	N/A	N/A	N/A	N/A	N/A	N/A	N/A	30
<b>ANTI-MONEY LAUNDERING</b>	92%	100%	97%	N/A	N/A	89%	N/A	87%	76
<b>Ethos Tracking</b>	87%	N/A	N/A	N/A	N/A	N/A	N/A	N/A	54
<b>Average</b>	90%	91%	90%	89%	93%	92%	88%	89%	68

\*N/A is displayed when fewer than five responses were received for the question.

\*\*Net Promoter Score ranges from -100 to +100





# Additional Data for Governance, Risk & Compliance

The table below includes a breakdown of the customer segments for each product, as represented by G2 reviewers.

## Customers by Size

	Small Business (50 or fewer emp.)	Mid-Market (51-1000 emp.)	Enterprise ( >1000 emp.)
Workiva	14%	27%	59%
Vanta	57%	42%	2%
AuditBoard	20%	21%	59%
Drata	52%	45%	3%
Sprinto	57%	42%	1%
Scrut Automation	50%	48%	2%
UpGuard	8%	37%	55%
Thoropass	73%	27%	0%
Scytale	71%	26%	3%
Absorb LMS	7%	43%	50%
SafetyCulture	32%	49%	18%
Communication Compliance	67%	8%	25%
Descartes Denied Party Screening	16%	33%	52%
EasyLlama	24%	68%	9%
iDenfy	45%	39%	16%
Mineral	42%	56%	3%
Secureframe	72%	26%	1%

(Additional Data for Governance, Risk & Compliance continues on next page)

\*N/A is displayed when data is not publicly available.

# Additional Data for Governance, Risk & Compliance (continued)

The table below includes a breakdown of the customer segments for each product, as represented by G2 reviewers.

## Customers by Size

	Small Business (50 or fewer emp.)	Mid-Market (51-1000 emp.)	Enterprise ( >1000 emp.)
Ondato	56%	32%	13%
CCH Tagetik	30%	40%	30%
KnowBe4 Compliance Plus	5%	74%	21%
The Assent Supply Chain Sustainability Platform	7%	36%	57%
Pirani	25%	63%	12%
Five9 Intelligent Cloud Contact Center Platform	17%	61%	22%
Oracle Hyperion Disclosure Management	29%	24%	47%
Hyperproof	16%	49%	34%
Incode	0%	36%	64%
SAP Risk Management	5%	18%	77%
Microsoft Purview Data Governance	35%	18%	47%
Ncontracts	10%	86%	5%
Apptega	48%	40%	13%
JumpCloud	36%	52%	12%
ServiceNow ESG Management	7%	57%	36%
Sumsub	63%	29%	8%
LogicGate Risk Cloud	10%	39%	52%

(Additional Data for Governance, Risk & Compliance continues on next page)

\*N/A is displayed when data is not publicly available.

# Additional Data for Governance, Risk & Compliance (continued)

The table below includes a breakdown of the customer segments for each product, as represented by G2 reviewers.

## Customers by Size

	Small Business (50 or fewer emp.)	Mid-Market (51-1000 emp.)	Enterprise ( >1000 emp.)
ISMS.online	43%	49%	9%
Continu	7%	35%	57%
Greenly	38%	50%	12%
Visualping	65%	15%	21%
Inspired eLearning Powered by VIPRE	9%	66%	25%
Abrigo BAM+	34%	63%	3%
iSpring Learn	42%	42%	16%
Ethena	25%	72%	4%
heyData	46%	50%	4%
ClearCompany	4%	66%	30%
FloQast	30%	65%	4%
HR Acuity	4%	9%	88%
SEON. Fraud Fighters	30%	55%	15%
Case IQ	20%	22%	59%
Veriff	36%	64%	0%
Moodle	23%	50%	26%
VelocityEHS Accelerate   EHS & ESG	9%	39%	52%

(Additional Data for Governance, Risk & Compliance continues on next page)

\*N/A is displayed when data is not publicly available.

# Additional Data for Governance, Risk & Compliance (continued)

The table below includes a breakdown of the customer segments for each product, as represented by G2 reviewers.

## Customers by Size

	Small Business (50 or fewer emp.)	Mid-Market (51-1000 emp.)	Enterprise ( >1000 emp.)
Onfido	22%	67%	11%
PowerDMS by NEOGOV	22%	60%	18%
Camms GRC	16%	56%	28%
ComplyAdvantage	38%	57%	5%
Everbridge 360 (Critical Event Management)	28%	44%	28%
Protecht	8%	68%	25%
osapiens	11%	17%	71%
Panorays	0%	32%	68%
ComplyCube	68%	15%	18%
CyberUpgrade	44%	33%	22%
IRIS CARBON®	28%	42%	30%
Formalize	62%	35%	3%
Strike Graph	65%	32%	3%
Venminder	18%	58%	24%
Tandem	33%	63%	4%
SkyPrep	20%	60%	20%
Trace	67%	25%	8%

(Additional Data for Governance, Risk & Compliance continues on next page)

\*N/A is displayed when data is not publicly available.



## Additional Data for Governance, Risk & Compliance (continued)

The table below includes a breakdown of the customer segments for each product, as represented by G2 reviewers.

### Customers by Size

	Small Business (50 or fewer emp.)	Mid-Market (51-1000 emp.)	Enterprise ( >1000 emp.)
Oneleet	93%	7%	0%
Gatekeeper	13%	48%	39%
Persona	80%	20%	0%
Traliant	19%	76%	5%
Flagright	60%	40%	0%
Ethico	17%	42%	42%
Conformio	58%	42%	0%
ProcessUnity	18%	26%	56%
Hicomply	58%	40%	2%
GlobalSuite	19%	46%	35%
IDMERIT	58%	42%	0%
Sanction Scanner	42%	46%	13%
FaceUp	25%	65%	10%
Focal	71%	29%	0%
Amiqus	65%	30%	4%
RiskSmart	23%	65%	12%
Axonify	3%	29%	68%

(Additional Data for Governance, Risk & Compliance continues on next page)

\*N/A is displayed when data is not publicly available.

## Additional Data for Governance, Risk & Compliance (continued)

The table below includes a breakdown of the customer segments for each product, as represented by G2 reviewers.

### Customers by Size

	Small Business (50 or fewer emp.)	Mid-Market (51-1000 emp.)	Enterprise ( >1000 emp.)
CimTrak Integrity Suite	14%	36%	50%
Risk Ledger	24%	48%	28%
Logikcull	53%	30%	17%
1Exiger Platform	0%	36%	64%
Regroup Mass Notification	15%	62%	23%
NotMe Solutions	36%	52%	11%
Akitra	74%	26%	0%
Todyl Security Platform	95%	5%	0%
Compyl	19%	67%	14%
Carbide	78%	21%	1%
Bites	60%	32%	8%
Truzta	52%	35%	13%
Athennian	21%	63%	17%
Anecdotes	43%	46%	11%
Impero	11%	37%	53%
SOCLY.io	80%	20%	0%
Compliance	20%	40%	40%

(Additional Data for Governance, Risk & Compliance continues on next page)

\*N/A is displayed when data is not publicly available.

## Additional Data for Governance, Risk & Compliance (continued)

The table below includes a breakdown of the customer segments for each product, as represented by G2 reviewers.

### Customers by Size

	Small Business (50 or fewer emp.)	Mid-Market (51-1000 emp.)	Enterprise ( >1000 emp.)
Interfacing	0%	20%	80%
Xoralia - Sharepoint policy management software	14%	86%	0%
Sardine	29%	50%	21%
apexanalytix	8%	0%	92%
PassFort Lifecycle	64%	29%	7%
iHasco e-learning	25%	62%	13%
DigitalChalk LMS	38%	38%	25%
TruStero	72%	28%	0%
Aclaimant	20%	47%	33%
VComply	17%	60%	23%
MobieTrain	38%	32%	30%
Pulse	12%	27%	61%
Essential ERM	29%	41%	29%
Trulioo	44%	41%	15%
TrustCloud®	94%	6%	0%
Risk Cognizance GRC Platform	69%	15%	15%
StepChange	0%	10%	90%

(Additional Data for Governance, Risk & Compliance continues on next page)

\*N/A is displayed when data is not publicly available.

# Additional Data for Governance, Risk & Compliance (continued)

The table below includes a breakdown of the customer segments for each product, as represented by G2 reviewers.

## Customers by Size

	Small Business (50 or fewer emp.)	Mid-Market (51-1000 emp.)	Enterprise ( >1000 emp.)
Fides	9%	9%	82%
Rival Data Security	10%	90%	0%
SimpleRisk	36%	27%	36%
Nossa Data	7%	33%	60%
LeapXpert	50%	29%	21%
SafeGuard Privacy	50%	36%	14%
fullCircle GRC	13%	67%	20%
Lucanet	29%	48%	24%
Filejet	50%	30%	20%
CIRisk	21%	50%	29%
Analytica	37%	32%	32%
StandardFusion	19%	60%	21%
Cypago	70%	22%	9%
KEY ESG	38%	52%	10%
PMG Platform	0%	33%	67%
MinuteBox	71%	21%	7%
Decision Focus	10%	60%	30%

(Additional Data for Governance, Risk & Compliance continues on next page)

\*N/A is displayed when data is not publicly available.



## Additional Data for Governance, Risk & Compliance (continued)

The table below includes a breakdown of the customer segments for each product, as represented by G2 reviewers.

### Customers by Size

	Small Business (50 or fewer emp.)	Mid-Market (51-1000 emp.)	Enterprise ( >1000 emp.)
SureCloud	9%	17%	74%
FullCirc	0%	33%	67%
Ostendio	33%	58%	9%
ZenGRC	10%	59%	32%
Drova	25%	58%	17%
CarbonZE	80%	10%	10%
Komplify	40%	40%	20%
TeamMate+	32%	25%	42%
IBM OpenPages	32%	35%	33%
Refinitiv World-Check Risk Intelligence	34%	30%	36%
D&B Risk Analytics	25%	38%	36%
SAP Ariba	14%	28%	58%
Microsoft Purview Records Management	45%	39%	16%
Relativity	13%	51%	36%
Oracle Financial Reporting Compliance Cloud	30%	50%	20%
Litmos	11%	57%	32%
SAS Risk Management	25%	34%	41%

(Additional Data for Governance, Risk & Compliance continues on next page)

\*N/A is displayed when data is not publicly available.

# Additional Data for Governance, Risk & Compliance (continued)

The table below includes a breakdown of the customer segments for each product, as represented by G2 reviewers.

## Customers by Size

	Small Business (50 or fewer emp.)	Mid-Market (51-1000 emp.)	Enterprise ( >1000 emp.)
Resolver	13%	39%	49%
IBM Envizi ESG Suite	25%	40%	35%
NAVEX One	20%	31%	49%
OneTrust Tech Risk & Compliance	42%	38%	21%
Fusion Risk Management	18%	27%	55%
LexisNexis RiskView	17%	42%	42%
Replication Manager	18%	36%	45%
Microsoft Purview Audit	43%	21%	36%
Adobe Learning Manager (formerly Adobe Captivate Prime)	32%	29%	39%
Diligent One Platform, formerly HighBond	23%	27%	51%
SAP Disclosure Management	42%	33%	25%
Oracle ERP Cloud	13%	39%	47%
SAP Management of Change	6%	35%	59%
CLEAR	8%	58%	33%
Google Carbon Footprint	40%	50%	10%
TalentLMS	47%	41%	12%
Ideagen WorkRite	13%	54%	32%

(Additional Data for Governance, Risk & Compliance continues on next page)

\*N/A is displayed when data is not publicly available.

# Additional Data for Governance, Risk & Compliance (continued)

The table below includes a breakdown of the customer segments for each product, as represented by G2 reviewers.

## Customers by Size

	Small Business (50 or fewer emp.)	Mid-Market (51-1000 emp.)	Enterprise ( >1000 emp.)
Onspring	8%	40%	52%
Ubuntu	35%	29%	35%
AML Insight	10%	80%	10%
SAI360	4%	24%	72%
Dow Jones Risk & Compliance	27%	27%	45%
Regulatory Intelligence	52%	14%	33%
Ideagen Internal Audit	48%	25%	27%
Oracle GRC	18%	27%	55%
Safeguard Global	18%	50%	32%
SAP SuccessFactors Learning	5%	5%	90%
DataTracks	42%	46%	12%
Grid	17%	42%	42%
Riskconnect Risk Management Information System (RMIS)	14%	11%	74%
Workday Adaptive Planning	7%	64%	29%
SAS Fraud, Anti-Money Laundering & Security Intelligence	21%	25%	54%
LexisNexis TrailTracker	63%	26%	11%
Ideagen Risk Management	16%	66%	18%

(Additional Data for Governance, Risk & Compliance continues on next page)

\*N/A is displayed when data is not publicly available.

# Additional Data for Governance, Risk & Compliance (continued)

The table below includes a breakdown of the customer segments for each product, as represented by G2 reviewers.

## Customers by Size

	Small Business (50 or fewer emp.)	Mid-Market (51-1000 emp.)	Enterprise ( >1000 emp.)
Tripwire	8%	31%	62%
EcoVadis	45%	35%	20%
Proviti-Governance Portal	30%	20%	50%
Ideagen CompliSpace	20%	77%	3%
ServiceNow Integrated Risk Management	12%	6%	82%
SymphonyAI Financial Services	50%	17%	33%
Oracle Financial Crime and Compliance Management	15%	46%	38%
Bloomberg Vault	9%	45%	45%
SAS Governance and Compliance Manager	15%	54%	31%
Qualys PCI	15%	31%	54%
Archer	6%	24%	71%
Certa	18%	18%	64%
ScalePad ControlMap	31%	60%	10%
Noggin	0%	33%	67%
Prevalent by Mitrataech	0%	45%	55%
Ideagen Disclose	36%	29%	36%
Nasdaq Metrio	9%	18%	73%

(Additional Data for Governance, Risk & Compliance continues on next page)

\*N/A is displayed when data is not publicly available.

## Additional Data for Governance, Risk & Compliance (continued)

The table below includes a breakdown of the customer segments for each product, as represented by G2 reviewers.

### Customers by Size

	Small Business (50 or fewer emp.)	Mid-Market (51-1000 emp.)	Enterprise ( >1000 emp.)
Ethixbase360	10%	30%	60%
6clicks	35%	53%	12%
ConvergePoint	0%	27%	73%
EchoInk	4%	7%	89%
Cyberday	53%	41%	6%
Emtrain	20%	72%	8%
Supply Wisdom	13%	25%	63%
EasyRCA	7%	33%	60%
Coolset	20%	80%	0%
Know Your Customer	45%	27%	27%
Bright Pattern	53%	35%	12%
Acqueon	11%	22%	67%
Riskconnect Business Continuity	58%	25%	17%
Jambo	57%	21%	21%
EQS Integrity Line	28%	28%	44%
INX InForm	48%	30%	23%
MyComplianceOffice	48%	39%	13%

(Additional Data for Governance, Risk & Compliance continues on next page)

\*N/A is displayed when data is not publicly available.

# Additional Data for Governance, Risk & Compliance (continued)

The table below includes a breakdown of the customer segments for each product, as represented by G2 reviewers.

## Customers by Size

	Small Business (50 or fewer emp.)	Mid-Market (51-1000 emp.)	Enterprise ( >1000 emp.)
iGrafx	9%	63%	28%
LogicManager	16%	47%	38%
CYRISMA	86%	14%	0%
AdaptiveGRC	23%	23%	54%
TruOps	8%	50%	42%
Compliance Manager GRC	82%	14%	4%
CallFinder	15%	85%	0%
Unit21	43%	43%	14%
COI RiskManager	41%	36%	23%
KLEA	0%	47%	53%
Persefoni	27%	64%	9%
FLOWsparks	5%	42%	53%
Aurex.ai	21%	71%	7%
Certent Disclosure Management	19%	24%	57%
FTK Enterprise	0%	30%	70%
GyrusAim	47%	53%	0%
Veriato	28%	67%	6%

(Additional Data for Governance, Risk & Compliance continues on next page)

\*N/A is displayed when data is not publicly available.

# Additional Data for Governance, Risk & Compliance (continued)

The table below includes a breakdown of the customer segments for each product, as represented by G2 reviewers.

## Customers by Size

	Small Business (50 or fewer emp.)	Mid-Market (51-1000 emp.)	Enterprise ( >1000 emp.)
Gryphon ONE	13%	8%	79%
FICO Decision Central	42%	33%	25%
Modulo	43%	36%	21%
Seerist	5%	24%	71%
Effivity QMS Automation Software for ISO standards	40%	55%	5%
4Stop	15%	38%	46%
iManage Records Manager	9%	45%	45%
KYC-Chain	90%	10%	0%
WeControl	30%	40%	30%
Acuity Risk Management	8%	46%	46%
CoreStream GRC	18%	0%	82%
Pliance	70%	20%	10%
AuditRunner	32%	64%	5%
PolicyCo	48%	37%	15%
ComplianceBridge	42%	33%	25%
Arcserve Continuous Availability	20%	80%	0%
Pagefreezer	55%	32%	13%

(Additional Data for Governance, Risk & Compliance continues on next page)

\*N/A is displayed when data is not publicly available.

## Additional Data for Governance, Risk & Compliance (continued)

The table below includes a breakdown of the customer segments for each product, as represented by G2 reviewers.

### Customers by Size

	Small Business (50 or fewer emp.)	Mid-Market (51-1000 emp.)	Enterprise ( >1000 emp.)
<b>SIGNUM</b>	0%	60%	40%
<b>Policy Manager Software</b>	18%	55%	27%
<b>Stacks Data</b>	50%	36%	14%
<b>Omnigo</b>	44%	44%	11%
<b>Verify 365</b>	75%	25%	0%
<b>BC in the Cloud</b>	10%	20%	70%
<b>Maclear eGRC Suite</b>	30%	50%	20%
<b>Thetaray Transaction Monitoring</b>	50%	40%	10%
<b>ANTI-MONEY LAUNDERING</b>	54%	23%	23%
<b>Ethos Tracking</b>	45%	27%	27%
<b>Average</b>	31%	39%	30%

(Additional Data for Governance, Risk & Compliance continues on next page)

\*N/A is displayed when data is not publicly available.





# Additional Data for Governance, Risk & Compliance (continued)

The table below highlights implementation and deployment data as indicated in real user reviews on G2.

## Implementation

	Deployment		Implementation Time	Implementation Method				Contract Term
	Cloud	On-Premises	Avg. Months to Go Live	In-House Team	Seller Services Team	Third-Party Consultant	Don't know	Avg. Contract Term (Months)
Workiva	75%	25%	3.7	45%	19%	11%	25%	27
Vanta	84%	16%	1.9	80%	8%	4%	9%	16
AuditBoard	82%	18%	4.0	53%	25%	7%	15%	27
Drata	87%	13%	2.2	83%	7%	3%	7%	17
Sprinto	82%	18%	1.8	80%	14%	1%	6%	20
Scrut Automation	86%	14%	1.3	38%	59%	1%	3%	23
UpGuard	88%	12%	1.2	60%	21%	1%	17%	17
Thoropass	79%	21%	2.2	83%	9%	2%	6%	15
Scytale	85%	15%	1.7	63%	25%	1%	11%	15
Absorb LMS	56%	44%	3.4	71%	11%	0%	18%	26
SafetyCulture	41%	59%	1.4	73%	9%	0%	18%	12
Communication Compliance	N/A	N/A	N/A	N/A	N/A	N/A	N/A	N/A
Descartes Denied Party Screening	28%	72%	2.6	48%	14%	3%	34%	17
EasyLlama	43%	57%	0.7	78%	7%	0%	15%	13
iDenfy	50%	50%	0.7	87%	0%	7%	7%	8
Mineral	34%	66%	0.5	37%	6%	33%	24%	5
Secureframe	72%	28%	2.2	84%	6%	5%	5%	12

(Additional Data for Governance, Risk & Compliance continues on next page)

\*N/A is displayed when data is not publicly available.

# Additional Data for Governance, Risk & Compliance (continued)

The table below highlights implementation and deployment data as indicated in real user reviews on G2.

## Implementation

	Deployment		Implementation Time	Implementation Method				Contract Term
	Cloud	On-Premises	Avg. Months to Go Live	In-House Team	Seller Services Team	Third-Party Consultant	Don't know	Avg. Contract Term (Months)
Ondato	25%	75%	1.2	83%	0%	0%	17%	N/A
CCH Tagetik	67%	33%	N/A	14%	29%	57%	0%	N/A
KnowBe4 Compliance Plus	69%	31%	0.9	71%	13%	0%	17%	17
The Assent Supply Chain Sustainability Platform	N/A	N/A	2.7	40%	40%	0%	20%	N/A
Pirani	56%	44%	3.8	68%	20%	4%	8%	13
Five9 Intelligent Cloud Contact Center Platform	78%	22%	3.1	44%	38%	8%	10%	20
Oracle Hyperion Disclosure Management	17%	83%	N/A	50%	0%	17%	33%	N/A
Hyperproof	84%	16%	2.6	59%	26%	3%	12%	25
Incode	N/A	N/A	N/A	N/A	N/A	N/A	N/A	N/A
SAP Risk Management	31%	69%	8.7	43%	20%	23%	13%	21
Microsoft Purview Data Governance	83%	17%	N/A	67%	17%	0%	17%	N/A
Ncontracts	33%	67%	5.0	79%	14%	0%	7%	19
Apptega	97%	3%	0.7	63%	26%	3%	8%	16
JumpCloud	88%	12%	1.4	72%	7%	8%	13%	12
ServiceNow ESG Management	40%	60%	N/A	N/A	N/A	N/A	N/A	N/A
Sumsub	61%	39%	1.4	86%	5%	0%	10%	5
LogicGate Risk Cloud	83%	17%	3.5	56%	39%	2%	2%	31

(Additional Data for Governance, Risk & Compliance continues on next page)

\*N/A is displayed when data is not publicly available.



# Additional Data for Governance, Risk & Compliance (continued)

The table below highlights implementation and deployment data as indicated in real user reviews on G2.

## Implementation

	Deployment		Implementation Time	Implementation Method				Contract Term
	Cloud	On-Premises	Avg. Months to Go Live	In-House Team	Seller Services Team	Third-Party Consultant	Don't know	Avg. Contract Term (Months)
ISMS.online	77%	23%	3.4	80%	8%	5%	7%	16
Continu	46%	54%	2.2	51%	6%	2%	40%	16
Greenly	N/A	N/A	N/A	N/A	N/A	N/A	N/A	N/A
Visualping	43%	57%	0.1	92%	0%	0%	8%	2
Inspired eLearning Powered by VIPRE	50%	50%	2.0	62%	33%	0%	5%	18
Abrigo BAM+	61%	39%	2.4	53%	12%	0%	35%	32
iSpring Learn	78%	22%	3.1	92%	4%	4%	0%	12
Ethena	59%	41%	1.9	88%	0%	0%	12%	12
heyData	38%	62%	0.8	70%	0%	0%	30%	7
ClearCompany	100%	0%	3.6	74%	11%	1%	14%	26
FloQast	89%	11%	2.2	65%	24%	6%	6%	23
HR Acuity	67%	33%	3.9	78%	14%	0%	8%	26
SEON. Fraud Fighters	60%	40%	2.9	70%	0%	0%	30%	8
Case IQ	50%	50%	6.1	42%	38%	4%	15%	22
Veriff	33%	67%	1.4	83%	17%	0%	0%	19
Moodle	53%	47%	3.2	83%	5%	0%	12%	6
VelocityEHS Accelerate   EHS & ESG	54%	46%	1.6	62%	23%	0%	15%	26

(Additional Data for Governance, Risk & Compliance continues on next page)

\*N/A is displayed when data is not publicly available.

# Additional Data for Governance, Risk & Compliance (continued)

The table below highlights implementation and deployment data as indicated in real user reviews on G2.

## Implementation

	Deployment		Implementation Time	Implementation Method				Contract Term
	Cloud	On-Premises	Avg. Months to Go Live	In-House Team	Seller Services Team	Third-Party Consultant	Don't know	Avg. Contract Term (Months)
Onfido	73%	27%	2.4	75%	13%	0%	13%	13
PowerDMS by NEOGOV	69%	31%	2.3	78%	16%	1%	4%	17
Camms GRC	67%	33%	3.7	67%	23%	0%	10%	30
ComplyAdvantage	67%	33%	1.8	78%	11%	11%	0%	27
Everbridge 360 (Critical Event Management)	80%	20%	3.0	50%	17%	0%	33%	29
Protecht	81%	19%	5.0	50%	30%	3%	17%	23
osapiens	52%	48%	3.6	74%	22%	0%	4%	25
Panorays	90%	10%	2.6	60%	15%	0%	25%	13
ComplyCube	80%	20%	1.0	94%	0%	0%	6%	20
CyberUpgrade	85%	15%	0.5	50%	40%	0%	10%	4
IRIS CARBON®	73%	27%	0.7	10%	70%	10%	10%	36
Formalize	80%	20%	0.9	67%	20%	0%	13%	12
Strike Graph	72%	28%	2.2	69%	10%	4%	17%	14
Venminder	67%	33%	1.6	54%	25%	4%	18%	30
Tandem	83%	17%	1.7	67%	0%	0%	33%	13
SkyPrep	86%	14%	2.1	71%	0%	14%	14%	14
Trace	100%	0%	0.6	43%	57%	0%	0%	11

(Additional Data for Governance, Risk & Compliance continues on next page)

\*N/A is displayed when data is not publicly available.



## Additional Data for Governance, Risk & Compliance (continued)

The table below highlights implementation and deployment data as indicated in real user reviews on G2.

### Implementation

	Deployment		Implementation Time	Implementation Method				Contract Term
	Cloud	On-Premises	Avg. Months to Go Live	In-House Team	Seller Services Team	Third-Party Consultant	Don't know	Avg. Contract Term (Months)
Oneleet	67%	33%	0.8	89%	11%	0%	0%	17
Gatekeeper	86%	14%	3.4	53%	35%	0%	12%	30
Persona	67%	33%	0.8	100%	0%	0%	0%	N/A
Traliant	43%	57%	3.0	86%	0%	0%	14%	18
Flagright	92%	8%	1.4	100%	0%	0%	0%	23
Ethico	53%	47%	2.2	67%	11%	0%	22%	25
Conformio	60%	40%	N/A	100%	0%	0%	0%	N/A
ProcessUnity	54%	46%	4.4	55%	36%	9%	0%	23
Hicomply	76%	24%	2.2	69%	14%	5%	12%	11
GlobalSuite	71%	29%	3.8	41%	47%	6%	6%	16
IDMERIT	100%	0%	1.7	100%	0%	0%	0%	N/A
Sanction Scanner	71%	29%	0.6	60%	33%	0%	7%	20
FaceUp	50%	50%	0.8	71%	14%	0%	14%	10
Focal	50%	50%	0.9	57%	14%	0%	29%	20
Amiqus	33%	67%	1.4	67%	11%	0%	22%	12
RiskSmart	73%	27%	2.9	91%	0%	0%	9%	21
Axonify	35%	65%	4.5	69%	8%	4%	19%	25

(Additional Data for Governance, Risk & Compliance continues on next page)

\*N/A is displayed when data is not publicly available.



# Additional Data for Governance, Risk & Compliance (continued)

The table below highlights implementation and deployment data as indicated in real user reviews on G2.

## Implementation

	Deployment		Implementation Time	Implementation Method				Contract Term
	Cloud	On-Premises	Avg. Months to Go Live	In-House Team	Seller Services Team	Third-Party Consultant	Don't know	Avg. Contract Term (Months)
CimTrak Integrity Suite	11%	89%	2.2	63%	25%	0%	13%	24
Risk Ledger	69%	31%	1.1	59%	12%	3%	26%	9
Logikcull	74%	26%	0.7	71%	14%	0%	14%	9
1Exiger Platform	N/A	N/A	2.0	N/A	N/A	N/A	N/A	N/A
Regroup Mass Notification	45%	55%	1.4	64%	18%	0%	18%	19
NotMe Solutions	52%	48%	1.6	91%	4%	0%	4%	9
Akitra	65%	35%	1.9	83%	17%	0%	0%	12
Todyl Security Platform	76%	24%	1.4	100%	0%	0%	0%	6
Compyl	83%	17%	1.6	64%	36%	0%	0%	22
Carbide	73%	28%	2.9	71%	20%	0%	9%	12
Bites	22%	78%	1.3	100%	0%	0%	0%	5
Truzta	88%	13%	N/A	0%	88%	13%	0%	N/A
Athennian	40%	60%	7.5	33%	50%	0%	17%	N/A
Anecdotes	79%	21%	1.0	69%	25%	0%	6%	17
Impero	75%	25%	5.3	42%	0%	33%	25%	23
SOCLY.io	57%	43%	2.2	63%	32%	5%	0%	15
Compliance	100%	0%	1.1	71%	29%	0%	0%	21

(Additional Data for Governance, Risk & Compliance continues on next page)

\*N/A is displayed when data is not publicly available.



# Additional Data for Governance, Risk & Compliance (continued)

The table below highlights implementation and deployment data as indicated in real user reviews on G2.

## Implementation

	Deployment		Implementation Time	Implementation Method				Contract Term
	Cloud	On-Premises	Avg. Months to Go Live	In-House Team	Seller Services Team	Third-Party Consultant	Don't know	Avg. Contract Term (Months)
Interfacing	83%	17%	N/A	33%	33%	17%	17%	N/A
Xoralia - Sharepoint policy management software	100%	0%	1.4	22%	67%	11%	0%	16
Sardine	71%	29%	0.8	100%	0%	0%	0%	22
apexanalytix	70%	30%	10.5	60%	20%	0%	20%	14
PassFort Lifecycle	N/A	N/A	N/A	N/A	N/A	N/A	N/A	N/A
iHasco e-learning	31%	69%	2.7	59%	6%	0%	34%	2
DigitalChalk LMS	58%	42%	1.2	92%	0%	0%	8%	11
Trustero	71%	29%	1.6	58%	17%	0%	25%	9
Aclaimant	20%	80%	2.6	100%	0%	0%	0%	N/A
VComply	95%	5%	2.3	70%	25%	0%	5%	18
MobieTrain	63%	38%	3.9	89%	0%	11%	0%	N/A
Pulse	46%	54%	3.5	69%	7%	0%	24%	9
Essential ERM	56%	44%	1.0	53%	21%	26%	0%	15
Trulioo	N/A	N/A	1.5	80%	20%	0%	0%	12
TrustCloud®	93%	7%	1.8	79%	7%	14%	0%	6
Risk Cognizance GRC Platform	N/A	N/A	N/A	N/A	N/A	N/A	N/A	N/A
StepChange	N/A	N/A	N/A	N/A	N/A	N/A	N/A	N/A

(Additional Data for Governance, Risk & Compliance continues on next page)

\*N/A is displayed when data is not publicly available.

# Additional Data for Governance, Risk & Compliance (continued)

The table below highlights implementation and deployment data as indicated in real user reviews on G2.

## Implementation

	Deployment		Implementation Time	Implementation Method				Contract Term
	Cloud	On-Premises	Avg. Months to Go Live	In-House Team	Seller Services Team	Third-Party Consultant	Don't know	Avg. Contract Term (Months)
<b>Fides</b>	100%	0%	1.7	67%	33%	0%	0%	N/A
<b>Rivial Data Security</b>	88%	13%	0.4	50%	50%	0%	0%	31
<b>SimpleRisk</b>	100%	0%	2.8	71%	14%	14%	0%	20
<b>Nossa Data</b>	N/A	N/A	N/A	N/A	N/A	N/A	N/A	N/A
<b>LeapXpert</b>	N/A	N/A	N/A	N/A	N/A	N/A	N/A	N/A
<b>SafeGuard Privacy</b>	29%	71%	N/A	33%	17%	33%	17%	N/A
<b>fullCircle GRC</b>	89%	11%	1.0	67%	22%	11%	0%	20
<b>Lucanet</b>	31%	69%	3.9	43%	43%	7%	7%	10
<b>Filejet</b>	100%	0%	0.8	N/A	N/A	N/A	N/A	N/A
<b>CIRisk</b>	86%	14%	2.1	50%	17%	33%	0%	22
<b>Analytica</b>	N/A	N/A	N/A	N/A	N/A	N/A	N/A	N/A
<b>StandardFusion</b>	80%	20%	2.2	54%	42%	0%	4%	20
<b>Cypago</b>	67%	33%	0.8	70%	30%	0%	0%	17
<b>KEY ESG</b>	27%	73%	0.4	50%	0%	10%	40%	7
<b>PMG Platform</b>	50%	50%	4.9	50%	50%	0%	0%	29
<b>MinuteBox</b>	N/A	N/A	N/A	N/A	N/A	N/A	N/A	N/A
<b>Decision Focus</b>	67%	33%	8.4	17%	67%	0%	17%	N/A

(Additional Data for Governance, Risk & Compliance continues on next page)

\*N/A is displayed when data is not publicly available.



# Additional Data for Governance, Risk & Compliance (continued)

The table below highlights implementation and deployment data as indicated in real user reviews on G2.

## Implementation

	Deployment		Implementation Time	Implementation Method				Contract Term
	Cloud	On-Premises	Avg. Months to Go Live	In-House Team	Seller Services Team	Third-Party Consultant	Don't know	Avg. Contract Term (Months)
<b>SureCloud</b>	79%	21%	3.3	50%	38%	0%	13%	24
<b>FullCirc</b>	N/A	N/A	N/A	N/A	N/A	N/A	N/A	N/A
<b>Ostendio</b>	67%	33%	2.1	45%	27%	0%	27%	10
<b>ZenGRC</b>	78%	22%	3.2	53%	30%	2%	15%	19
<b>Drova</b>	67%	33%	2.5	67%	11%	0%	22%	27
<b>CarbonZE</b>	N/A	N/A	N/A	N/A	N/A	N/A	N/A	N/A
<b>Komplify</b>	N/A	N/A	N/A	N/A	N/A	N/A	N/A	N/A
<b>TeamMate+</b>	52%	48%	4.0	38%	39%	11%	12%	16
<b>IBM OpenPages</b>	56%	44%	9.1	29%	29%	29%	12%	16
<b>Refinitiv World-Check Risk Intelligence</b>	25%	75%	6.0	45%	27%	0%	27%	7
<b>D&amp;B Risk Analytics</b>	30%	70%	5.6	55%	14%	23%	9%	18
<b>SAP Ariba</b>	100%	0%	6.2	31%	29%	21%	19%	26
<b>Microsoft Purview Records Management</b>	82%	18%	2.6	67%	0%	7%	27%	5
<b>Relativity</b>	56%	44%	2.8	68%	14%	8%	10%	28
<b>Oracle Financial Reporting Compliance Cloud</b>	N/A	N/A	N/A	N/A	N/A	N/A	N/A	N/A
<b>Litmos</b>	100%	0%	2.6	87%	5%	2%	6%	15
<b>SAS Risk Management</b>	60%	40%	N/A	21%	57%	14%	7%	N/A

(Additional Data for Governance, Risk & Compliance continues on next page)

\*N/A is displayed when data is not publicly available.



# Additional Data for Governance, Risk & Compliance (continued)

The table below highlights implementation and deployment data as indicated in real user reviews on G2.

## Implementation

	Deployment		Implementation Time	Implementation Method				Contract Term
	Cloud	On-Premises	Avg. Months to Go Live	In-House Team	Seller Services Team	Third-Party Consultant	Don't know	Avg. Contract Term (Months)
Resolver	80%	20%	5.7	53%	36%	2%	9%	22
IBM Envizi ESG Suite	50%	50%	N/A	50%	0%	33%	17%	N/A
NAVEX One	59%	41%	6.6	57%	29%	0%	14%	10
OneTrust Tech Risk & Compliance	67%	33%	2.0	79%	0%	14%	7%	11
Fusion Risk Management	85%	15%	6.3	42%	32%	12%	14%	32
LexisNexis RiskView	20%	80%	N/A	20%	0%	20%	60%	N/A
Replication Manager	N/A	N/A	N/A	N/A	N/A	N/A	N/A	N/A
Microsoft Purview Audit	60%	40%	N/A	33%	50%	0%	17%	N/A
Adobe Learning Manager (formerly Adobe Captivate Prime)	54%	46%	4.7	80%	5%	0%	14%	13
Diligent One Platform, formerly HighBond	65%	35%	2.9	61%	36%	0%	2%	21
SAP Disclosure Management	N/A	N/A	N/A	N/A	N/A	N/A	N/A	N/A
Oracle ERP Cloud	63%	38%	3.8	55%	41%	0%	5%	19
SAP Management of Change	60%	40%	N/A	40%	40%	20%	0%	N/A
CLEAR	N/A	N/A	N/A	N/A	N/A	N/A	N/A	N/A
Google Carbon Footprint	40%	60%	N/A	N/A	N/A	N/A	N/A	N/A
TalentLMS	100%	0%	1.5	95%	3%	0%	1%	6
Ideagen WorkRite	35%	65%	2.7	49%	23%	6%	23%	17

(Additional Data for Governance, Risk & Compliance continues on next page)

\*N/A is displayed when data is not publicly available.



# Additional Data for Governance, Risk & Compliance (continued)

The table below highlights implementation and deployment data as indicated in real user reviews on G2.

## Implementation

	Deployment		Implementation Time	Implementation Method				Contract Term
	Cloud	On-Premises	Avg. Months to Go Live	In-House Team	Seller Services Team	Third-Party Consultant	Don't know	Avg. Contract Term (Months)
Onspring	76%	24%	3.7	60%	25%	5%	10%	20
Ubuntu	N/A	N/A	N/A	N/A	N/A	N/A	N/A	N/A
AML Insight	N/A	N/A	N/A	N/A	N/A	N/A	N/A	N/A
SAI360	65%	35%	6.1	51%	44%	2%	4%	34
Dow Jones Risk & Compliance	N/A	N/A	N/A	N/A	N/A	N/A	N/A	N/A
Regulatory Intelligence	N/A	N/A	N/A	N/A	N/A	N/A	N/A	N/A
Ideagen Internal Audit	31%	69%	3.4	43%	33%	10%	13%	20
Oracle GRC	71%	29%	N/A	80%	0%	20%	0%	N/A
Safeguard Global	17%	83%	2.1	60%	0%	0%	40%	4
SAP SuccessFactors Learning	N/A	N/A	N/A	N/A	N/A	N/A	N/A	N/A
DataTracks	N/A	N/A	N/A	N/A	N/A	N/A	N/A	N/A
Grid	29%	71%	N/A	57%	0%	14%	29%	N/A
Riskconnect Risk Management Information System (RMIS)	69%	31%	10.1	56%	31%	6%	6%	32
Workday Adaptive Planning	N/A	N/A	N/A	N/A	N/A	N/A	N/A	N/A
SAS Fraud, Anti-Money Laundering & Security Intelligence	18%	82%	10.3	31%	38%	6%	25%	18
LexisNexis TrailTracker	N/A	N/A	N/A	N/A	N/A	N/A	N/A	N/A
Ideagen Risk Management	52%	48%	3.5	58%	8%	0%	33%	15

(Additional Data for Governance, Risk & Compliance continues on next page)

\*N/A is displayed when data is not publicly available.

# Additional Data for Governance, Risk & Compliance (continued)

The table below highlights implementation and deployment data as indicated in real user reviews on G2.

## Implementation

	Deployment		Implementation Time	Implementation Method				Contract Term
	Cloud	On-Premises	Avg. Months to Go Live	In-House Team	Seller Services Team	Third-Party Consultant	Don't know	Avg. Contract Term (Months)
<b>Tripwire</b>	0%	100%	5.5	33%	44%	11%	11%	18
<b>EcoVadis</b>	20%	80%	N/A	80%	20%	0%	0%	N/A
<b>Proviti-Governance Portal</b>	N/A	N/A	N/A	N/A	N/A	N/A	N/A	N/A
<b>Ideagen CompliSpace</b>	61%	39%	4.1	57%	4%	4%	35%	13
<b>ServiceNow Integrated Risk Management</b>	60%	40%	3.8	43%	29%	14%	14%	5
<b>SymphonyAI Financial Services</b>	N/A	N/A	N/A	N/A	N/A	N/A	N/A	N/A
<b>Oracle Financial Crime and Compliance Management</b>	0%	100%	N/A	40%	20%	40%	0%	N/A
<b>Bloomberg Vault</b>	N/A	N/A	N/A	N/A	N/A	N/A	N/A	N/A
<b>SAS Governance and Compliance Manager</b>	N/A	N/A	N/A	100%	0%	0%	0%	N/A
<b>Qualys PCI</b>	N/A	N/A	N/A	N/A	N/A	N/A	N/A	N/A
<b>Archer</b>	14%	86%	4.2	17%	50%	33%	0%	N/A
<b>Certa</b>	67%	33%	5.4	40%	30%	10%	20%	29
<b>ScalePad ControlMap</b>	56%	44%	1.8	61%	11%	6%	22%	12
<b>Noggin</b>	86%	14%	4.4	85%	8%	0%	8%	28
<b>Prevalent by Mitrataech</b>	100%	0%	1.8	40%	60%	0%	0%	N/A
<b>Ideagen Disclose</b>	N/A	N/A	N/A	N/A	N/A	N/A	N/A	N/A
<b>Nasdaq Metrio</b>	88%	13%	4.6	43%	57%	0%	0%	31

(Additional Data for Governance, Risk & Compliance continues on next page)

\*N/A is displayed when data is not publicly available.



## Additional Data for Governance, Risk & Compliance (continued)

The table below highlights implementation and deployment data as indicated in real user reviews on G2.

### Implementation

	Deployment		Implementation Time	Implementation Method				Contract Term
	Cloud	On-Premises	Avg. Months to Go Live	In-House Team	Seller Services Team	Third-Party Consultant	Don't know	Avg. Contract Term (Months)
Ethixbase360	29%	71%	1.6	43%	29%	0%	29%	26
6clicks	43%	57%	N/A	57%	14%	29%	0%	N/A
ConvergePoint	67%	33%	2.9	67%	11%	0%	22%	22
EchoInk	89%	11%	3.9	81%	19%	0%	0%	35
Cyberday	100%	0%	1.7	73%	9%	9%	9%	7
Emtrain	55%	45%	1.4	80%	0%	0%	20%	19
Supply Wisdom	89%	11%	0.7	50%	25%	0%	25%	24
EasyRCA	40%	60%	N/A	60%	0%	40%	0%	N/A
Coolset	N/A	N/A	N/A	N/A	N/A	N/A	N/A	N/A
Know Your Customer	N/A	N/A	N/A	N/A	N/A	N/A	N/A	N/A
Bright Pattern	82%	18%	1.2	82%	18%	0%	0%	11
Acqueon	67%	33%	7.0	40%	53%	7%	0%	26
Riskconnect Business Continuity	N/A	N/A	N/A	N/A	N/A	N/A	N/A	N/A
Jambo	N/A	N/A	N/A	N/A	N/A	N/A	N/A	N/A
EQS Integrity Line	71%	29%	N/A	33%	50%	0%	17%	N/A
INX InForm	31%	69%	6.1	60%	30%	0%	10%	10
MyComplianceOffice	41%	59%	3.6	62%	15%	8%	15%	20

(Additional Data for Governance, Risk & Compliance continues on next page)

\*N/A is displayed when data is not publicly available.



# Additional Data for Governance, Risk & Compliance (continued)

The table below highlights implementation and deployment data as indicated in real user reviews on G2.

## Implementation

	Deployment		Implementation Time	Implementation Method				Contract Term
	Cloud	On-Premises	Avg. Months to Go Live	In-House Team	Seller Services Team	Third-Party Consultant	Don't know	Avg. Contract Term (Months)
iGrafx	N/A	N/A	N/A	N/A	N/A	N/A	N/A	N/A
LogicManager	86%	14%	5.7	70%	17%	3%	10%	28
CYRISMA	69%	31%	3.8	71%	7%	0%	21%	15
AdaptiveGRC	50%	50%	N/A	20%	80%	0%	0%	N/A
TruOps	100%	0%	2.8	22%	67%	0%	11%	25
Compliance Manager GRC	82%	18%	3.0	70%	22%	0%	8%	24
CallFinder	20%	80%	2.5	40%	20%	0%	40%	N/A
Unit21	N/A	N/A	N/A	N/A	N/A	N/A	N/A	N/A
COI RiskManager	60%	40%	N/A	N/A	N/A	N/A	N/A	N/A
KLEA	100%	0%	1.7	80%	20%	0%	0%	N/A
Persefoni	N/A	N/A	N/A	N/A	N/A	N/A	N/A	N/A
FLOWsparks	78%	22%	3.6	56%	11%	0%	33%	24
Aurex.ai	N/A	N/A	N/A	N/A	N/A	N/A	N/A	N/A
Certent Disclosure Management	N/A	N/A	2.8	50%	50%	0%	0%	N/A
FTK Enterprise	N/A	N/A	N/A	100%	0%	0%	0%	N/A
GyrusAim	N/A	N/A	N/A	N/A	N/A	N/A	N/A	N/A
Veriato	36%	64%	0.7	50%	20%	10%	20%	11

(Additional Data for Governance, Risk & Compliance continues on next page)

\*N/A is displayed when data is not publicly available.

# Additional Data for Governance, Risk & Compliance (continued)

The table below highlights implementation and deployment data as indicated in real user reviews on G2.

## Implementation

	Deployment		Implementation Time	Implementation Method				Contract Term
	Cloud	On-Premises	Avg. Months to Go Live	In-House Team	Seller Services Team	Third-Party Consultant	Don't know	Avg. Contract Term (Months)
<b>Gryphon ONE</b>	22%	78%	3.3	89%	11%	0%	0%	3
<b>FICO Decision Central</b>	43%	57%	N/A	N/A	N/A	N/A	N/A	N/A
<b>Modulo</b>	N/A	N/A	N/A	N/A	N/A	N/A	N/A	N/A
<b>Seerist</b>	50%	50%	N/A	50%	17%	33%	0%	N/A
<b>Effivity QMS Automation Software for ISO standards</b>	22%	78%	N/A	50%	25%	13%	13%	N/A
<b>4Stop</b>	N/A	N/A	N/A	N/A	N/A	N/A	N/A	N/A
<b>iManage Records Manager</b>	N/A	N/A	N/A	N/A	N/A	N/A	N/A	N/A
<b>KYC-Chain</b>	N/A	N/A	N/A	N/A	N/A	N/A	N/A	N/A
<b>WeControl</b>	N/A	N/A	N/A	N/A	N/A	N/A	N/A	N/A
<b>Acuity Risk Management</b>	58%	42%	2.6	92%	8%	0%	0%	19
<b>CoreStream GRC</b>	N/A	N/A	N/A	N/A	N/A	N/A	N/A	N/A
<b>Pliance</b>	N/A	N/A	N/A	N/A	N/A	N/A	N/A	N/A
<b>AuditRunner</b>	N/A	N/A	N/A	N/A	N/A	N/A	N/A	N/A
<b>PolicyCo</b>	N/A	N/A	N/A	N/A	N/A	N/A	N/A	N/A
<b>ComplianceBridge</b>	N/A	N/A	N/A	N/A	N/A	N/A	N/A	N/A
<b>Arcserve Continuous Availability</b>	N/A	N/A	N/A	N/A	N/A	N/A	N/A	N/A
<b>Pagefreezer</b>	96%	4%	0.3	53%	47%	0%	0%	10

(Additional Data for Governance, Risk & Compliance continues on next page)

\*N/A is displayed when data is not publicly available.



## Additional Data for Governance, Risk & Compliance (continued)

The table below highlights implementation and deployment data as indicated in real user reviews on G2.

### Implementation

	Deployment		Implementation Time	Implementation Method				Contract Term
	Cloud	On-Premises	Avg. Months to Go Live	In-House Team	Seller Services Team	Third-Party Consultant	Don't know	Avg. Contract Term (Months)
<b>SIGNUM</b>	N/A	N/A	N/A	N/A	N/A	N/A	N/A	N/A
<b>Policy Manager Software</b>	N/A	N/A	N/A	N/A	N/A	N/A	N/A	N/A
<b>Stacks Data</b>	N/A	N/A	N/A	N/A	N/A	N/A	N/A	N/A
<b>Omnigo</b>	N/A	N/A	N/A	N/A	N/A	N/A	N/A	N/A
<b>Verify 365</b>	N/A	N/A	N/A	N/A	N/A	N/A	N/A	N/A
<b>BC in the Cloud</b>	N/A	N/A	N/A	N/A	N/A	N/A	N/A	N/A
<b>Maclear eGRC Suite</b>	N/A	N/A	N/A	N/A	N/A	N/A	N/A	N/A
<b>Thetaray Transaction Monitoring</b>	N/A	N/A	N/A	N/A	N/A	N/A	N/A	N/A
<b>ANTI-MONEY LAUNDERING</b>	N/A	N/A	N/A	N/A	N/A	N/A	N/A	N/A
<b>Ethos Tracking</b>	N/A	N/A	N/A	N/A	N/A	N/A	N/A	N/A

(Additional Data for Governance, Risk & Compliance continues on next page)

\*N/A is displayed when data is not publicly available.



## Additional Data for Governance, Risk & Compliance (continued)

The table below highlights the average user adoption of each product as indicated in real user reviews on G2.

### User Adoption and Return on Investment (ROI)

	User Adoption	Payback Period
	Average User Adoption	Estimated ROI (payback period in months)
Workiva	67%	12
Vanta	76%	12
AuditBoard	64%	17
Drata	78%	11
Sprinto	92%	8
Scrut Automation	89%	5
UpGuard	61%	11
Thoropass	78%	11
Scytale	69%	7
Absorb LMS	73%	16
SafetyCulture	67%	11
Communication Compliance	N/A	N/A
Descartes Denied Party Screening	80%	23
EasyLlama	87%	8
iDenfy	67%	5
Mineral	63%	7
Secureframe	76%	14

(Additional Data for Governance, Risk & Compliance continues on next page)

\*N/A is displayed when data is not publicly available.

## Additional Data for Governance, Risk & Compliance (continued)

The table below highlights the average user adoption of each product as indicated in real user reviews on G2.

### User Adoption and Return on Investment (ROI)

	User Adoption	Payback Period
	Average User Adoption	Estimated ROI (payback period in months)
Ondato	N/A	N/A
CCH Tagetik	N/A	N/A
KnowBe4 Compliance Plus	79%	8
The Assent Supply Chain Sustainability Platform	62%	25
Pirani	48%	10
Five9 Intelligent Cloud Contact Center Platform	75%	13
Oracle Hyperion Disclosure Management	N/A	N/A
Hyperproof	49%	14
Incode	N/A	N/A
SAP Risk Management	67%	20
Microsoft Purview Data Governance	N/A	N/A
Ncontracts	81%	17
Apptega	57%	7
JumpCloud	79%	9
ServiceNow ESG Management	N/A	N/A
Sumsub	75%	6
LogicGate Risk Cloud	50%	13

(Additional Data for Governance, Risk & Compliance continues on next page)

\*N/A is displayed when data is not publicly available.

## Additional Data for Governance, Risk & Compliance (continued)

The table below highlights the average user adoption of each product as indicated in real user reviews on G2.

### User Adoption and Return on Investment (ROI)

	User Adoption	Payback Period
	Average User Adoption	Estimated ROI (payback period in months)
ISMS.online	62%	13
Continu	84%	9
Greenly	N/A	N/A
Visualping	42%	5
Inspired eLearning Powered by VIPRE	94%	21
Abrigo BAM+	82%	23
iSpring Learn	58%	10
Ethena	94%	9
heyData	75%	5
ClearCompany	67%	20
FloQast	86%	8
HR Acuity	83%	12
SEON. Fraud Fighters	77%	10
Case IQ	74%	17
Veriff	87%	5
Moodle	78%	11
VelocityEHS Accelerate   EHS & ESG	58%	3

(Additional Data for Governance, Risk & Compliance continues on next page)

\*N/A is displayed when data is not publicly available.

## Additional Data for Governance, Risk & Compliance (continued)

The table below highlights the average user adoption of each product as indicated in real user reviews on G2.

### User Adoption and Return on Investment (ROI)

	User Adoption	Payback Period
	Average User Adoption	Estimated ROI (payback period in months)
Onfido	77%	16
PowerDMS by NEOGOV	89%	15
Camms GRC	51%	23
ComplyAdvantage	49%	20
Everbridge 360 (Critical Event Management)	68%	N/A
Protecht	59%	19
osapiens	58%	20
Panorays	64%	3
ComplyCube	80%	6
CyberUpgrade	72%	7
IRIS CARBON®	52%	9
Formalize	42%	2
Strike Graph	69%	10
Venminder	54%	6
Tandem	42%	11
SkyPrep	90%	13
Trace	86%	12

(Additional Data for Governance, Risk & Compliance continues on next page)

\*N/A is displayed when data is not publicly available.

## Additional Data for Governance, Risk & Compliance (continued)

The table below highlights the average user adoption of each product as indicated in real user reviews on G2.

### User Adoption and Return on Investment (ROI)

	User Adoption	Payback Period
	Average User Adoption	Estimated ROI (payback period in months)
Oneleet	100%	3
Gatekeeper	66%	17
Persona	73%	N/A
Traliant	96%	23
Flagright	93%	4
Ethico	75%	10
Conformio	N/A	N/A
ProcessUnity	65%	21
Hicomply	74%	13
GlobalSuite	64%	13
IDMERIT	87%	N/A
Sanction Scanner	94%	4
FaceUp	60%	4
Focal	52%	18
Amiqus	82%	3
RiskSmart	60%	8
Axonify	69%	17

(Additional Data for Governance, Risk & Compliance continues on next page)

\*N/A is displayed when data is not publicly available.

## Additional Data for Governance, Risk & Compliance (continued)

The table below highlights the average user adoption of each product as indicated in real user reviews on G2.

### User Adoption and Return on Investment (ROI)

	User Adoption	Payback Period
	Average User Adoption	Estimated ROI (payback period in months)
CimTrak Integrity Suite	74%	9
Risk Ledger	57%	10
Logikcull	61%	16
1Exiger Platform	N/A	0
Regroup Mass Notification	68%	14
NotMe Solutions	53%	12
Akitra	61%	6
Todyl Security Platform	75%	9
Compyl	73%	9
Carbide	74%	13
Bites	61%	3
Truzta	N/A	N/A
Athennian	57%	N/A
Anecdotes	70%	15
Impero	78%	8
SOCLY.io	83%	8
Compliance	49%	5

(Additional Data for Governance, Risk & Compliance continues on next page)

\*N/A is displayed when data is not publicly available.

## Additional Data for Governance, Risk & Compliance (continued)

The table below highlights the average user adoption of each product as indicated in real user reviews on G2.

### User Adoption and Return on Investment (ROI)

	User Adoption	Payback Period
	Average User Adoption	Estimated ROI (payback period in months)
Interfacing	N/A	N/A
Xoralia - Sharepoint policy management software	64%	3
Sardine	86%	4
apexanalytix	70%	4
PassFort Lifecycle	N/A	N/A
iHasco e-learning	57%	11
DigitalChalk LMS	78%	7
TruStero	84%	7
Aclaimant	49%	N/A
VComply	59%	9
MobieTrain	47%	N/A
Pulse	73%	15
Essential ERM	62%	18
Trulioo	N/A	N/A
TrustCloud®	50%	5
Risk Cognizance GRC Platform	N/A	N/A
StepChange	N/A	N/A

(Additional Data for Governance, Risk & Compliance continues on next page)

\*N/A is displayed when data is not publicly available.



## Additional Data for Governance, Risk & Compliance (continued)

The table below highlights the average user adoption of each product as indicated in real user reviews on G2.

### User Adoption and Return on Investment (ROI)

	User Adoption	Payback Period
	Average User Adoption	Estimated ROI (payback period in months)
Fides	63%	3
Rivial Data Security	85%	3
SimpleRisk	51%	15
Nossa Data	N/A	N/A
LeapXpert	N/A	N/A
SafeGuard Privacy	N/A	N/A
fullCircle GRC	82%	15
Lucanet	69%	19
Filejet	92%	N/A
CIRisk	51%	N/A
Analytica	N/A	N/A
StandardFusion	60%	12
Cypago	70%	6
KEY ESG	67%	27
PMG Platform	74%	26
MinuteBox	N/A	N/A
Decision Focus	44%	N/A

(Additional Data for Governance, Risk & Compliance continues on next page)

\*N/A is displayed when data is not publicly available.





## Additional Data for Governance, Risk & Compliance (continued)

The table below highlights the average user adoption of each product as indicated in real user reviews on G2.

### User Adoption and Return on Investment (ROI)

	User Adoption	Payback Period
	Average User Adoption	Estimated ROI (payback period in months)
SureCloud	57%	29
FullCirc	N/A	N/A
Ostendio	46%	26
ZenGRC	46%	18
Drova	71%	17
CarbonZE	N/A	N/A
Komplify	N/A	N/A
TeamMate+	77%	21
IBM OpenPages	45%	25
Refinitiv World-Check Risk Intelligence	50%	11
D&B Risk Analytics	35%	11
SAP Ariba	60%	19
Microsoft Purview Records Management	51%	9
Relativity	77%	18
Oracle Financial Reporting Compliance Cloud	N/A	N/A
Litmos	67%	15
SAS Risk Management	N/A	N/A

(Additional Data for Governance, Risk & Compliance continues on next page)

\*N/A is displayed when data is not publicly available.

# Additional Data for Governance, Risk & Compliance (continued)

The table below highlights the average user adoption of each product as indicated in real user reviews on G2.

## User Adoption and Return on Investment (ROI)

	User Adoption	Payback Period
	Average User Adoption	Estimated ROI (payback period in months)
Resolver	70%	18
IBM Envizi ESG Suite	N/A	N/A
NAVEX One	59%	23
OneTrust Tech Risk & Compliance	58%	29
Fusion Risk Management	44%	28
LexisNexis RiskView	N/A	N/A
Replication Manager	N/A	N/A
Microsoft Purview Audit	N/A	N/A
Adobe Learning Manager (formerly Adobe Captivate Prime)	52%	24
Diligent One Platform, formerly HighBond	54%	18
SAP Disclosure Management	N/A	N/A
Oracle ERP Cloud	44%	17
SAP Management of Change	N/A	N/A
CLEAR	N/A	N/A
Google Carbon Footprint	N/A	N/A
TalentLMS	59%	10
Ideagen WorkRite	81%	20

(Additional Data for Governance, Risk & Compliance continues on next page)

\*N/A is displayed when data is not publicly available.

# Additional Data for Governance, Risk & Compliance (continued)

The table below highlights the average user adoption of each product as indicated in real user reviews on G2.

## User Adoption and Return on Investment (ROI)

	User Adoption	Payback Period
	Average User Adoption	Estimated ROI (payback period in months)
Onspring	64%	12
Ubuntu	N/A	N/A
AML Insight	N/A	N/A
SAI360	53%	32
Dow Jones Risk & Compliance	N/A	N/A
Regulatory Intelligence	N/A	N/A
Ideagen Internal Audit	69%	26
Oracle GRC	N/A	N/A
Safeguard Global	20%	N/A
SAP SuccessFactors Learning	N/A	N/A
DataTracks	N/A	N/A
Grid	N/A	N/A
Riskconnect Risk Management Information System (RMIS)	62%	28
Workday Adaptive Planning	N/A	N/A
SAS Fraud, Anti-Money Laundering & Security Intelligence	41%	26
LexisNexis TrailTracker	N/A	N/A
Ideagen Risk Management	48%	19

(Additional Data for Governance, Risk & Compliance continues on next page)

\*N/A is displayed when data is not publicly available.

# Additional Data for Governance, Risk & Compliance (continued)

The table below highlights the average user adoption of each product as indicated in real user reviews on G2.

## User Adoption and Return on Investment (ROI)

	User Adoption	Payback Period
	Average User Adoption	Estimated ROI (payback period in months)
Tripwire	37%	31
EcoVadis	N/A	N/A
Proviti-Governance Portal	N/A	N/A
Ideagen CompliSpace	51%	11
ServiceNow Integrated Risk Management	51%	N/A
SymphonyAI Financial Services	N/A	N/A
Oracle Financial Crime and Compliance Management	N/A	N/A
Bloomberg Vault	N/A	N/A
SAS Governance and Compliance Manager	N/A	N/A
Qualys PCI	N/A	N/A
Archer	67%	22
Certa	62%	21
ScalePad ControlMap	46%	14
Noggin	53%	25
Prevalent by Mitrastech	N/A	N/A
Ideagen Disclose	N/A	N/A
Nasdaq Metrio	66%	26

(Additional Data for Governance, Risk & Compliance continues on next page)

\*N/A is displayed when data is not publicly available.



## Additional Data for Governance, Risk & Compliance (continued)

The table below highlights the average user adoption of each product as indicated in real user reviews on G2.

### User Adoption and Return on Investment (ROI)

	User Adoption	Payback Period
	Average User Adoption	Estimated ROI (payback period in months)
Ethixbase360	58%	10
6clicks	N/A	N/A
ConvergePoint	76%	2
EchoInk	67%	21
Cyberday	54%	1
Emtrain	92%	12
Supply Wisdom	64%	12
EasyRCA	N/A	N/A
Coolset	N/A	N/A
Know Your Customer	N/A	N/A
Bright Pattern	80%	11
Acqueon	60%	17
Riskonnnect Business Continuity	N/A	N/A
Jambo	N/A	N/A
EQS Integrity Line	N/A	N/A
INX InForm	47%	27
MyComplianceOffice	92%	24

(Additional Data for Governance, Risk & Compliance continues on next page)

\*N/A is displayed when data is not publicly available.



## Additional Data for Governance, Risk & Compliance (continued)

The table below highlights the average user adoption of each product as indicated in real user reviews on G2.

### User Adoption and Return on Investment (ROI)

	User Adoption	Payback Period
	Average User Adoption	Estimated ROI (payback period in months)
iGrafx	N/A	N/A
LogicManager	43%	22
CYRISMA	55%	15
AdaptiveGRC	N/A	N/A
TruOps	52%	6
Compliance Manager GRC	52%	15
CallFinder	30%	N/A
Unit21	N/A	N/A
COI RiskManager	N/A	N/A
KLEA	N/A	N/A
Persefoni	N/A	N/A
FLOWsparks	57%	25
Aurex.ai	N/A	N/A
Certent Disclosure Management	63%	N/A
FTK Enterprise	N/A	N/A
GyrusAim	56%	N/A
Veriato	87%	8

(Additional Data for Governance, Risk & Compliance continues on next page)

\*N/A is displayed when data is not publicly available.

# Additional Data for Governance, Risk & Compliance (continued)

The table below highlights the average user adoption of each product as indicated in real user reviews on G2.

## User Adoption and Return on Investment (ROI)

	User Adoption	Payback Period
	Average User Adoption	Estimated ROI (payback period in months)
Gryphon ONE	79%	42
FICO Decision Central	N/A	N/A
Modulo	N/A	N/A
Seerist	N/A	N/A
Effivity QMS Automation Software for ISO standards	N/A	N/A
4Stop	N/A	N/A
iManage Records Manager	N/A	N/A
KYC-Chain	N/A	N/A
WeControl	N/A	N/A
Acuity Risk Management	40%	23
CoreStream GRC	N/A	N/A
Pliance	N/A	N/A
AuditRunner	N/A	N/A
PolicyCo	N/A	N/A
ComplianceBridge	N/A	N/A
Arcserve Continuous Availability	N/A	N/A
Pagefreezer	76%	16

(Additional Data for Governance, Risk & Compliance continues on next page)

\*N/A is displayed when data is not publicly available.

## Additional Data for Governance, Risk & Compliance (continued)

The table below highlights the average user adoption of each product as indicated in real user reviews on G2.

### User Adoption and Return on Investment (ROI)

	User Adoption	Payback Period
	Average User Adoption	Estimated ROI (payback period in months)
<b>SIGNUM</b>	N/A	N/A
Policy Manager Software	N/A	N/A
Stacks Data	N/A	N/A
Omnigo	N/A	N/A
Verify 365	N/A	N/A
BC in the Cloud	N/A	N/A
Maclear eGRC Suite	N/A	N/A
Thetaray Transaction Monitoring	N/A	N/A
<b>ANTI-MONEY LAUNDERING</b>	N/A	N/A
Ethos Tracking	N/A	N/A
<b>Average</b>	66%	14

*(Additional Data for Governance, Risk & Compliance continues on next page)*

\*N/A is displayed when data is not publicly available.





# Additional Data for Governance, Risk & Compliance (continued)

The table below highlights third-party market presence data used to inform the G2's Market Presence Score that highlights each products impact and influence in the category.

## Market Presence

	Seller Name	Year Founded	Employees on LinkedIn (Seller)	LinkedIn Followers
Workiva	Workiva	2008	3,106	116,516
Vanta	Vanta	2018	912	72,653
AuditBoard	AuditBoard	2014	920	55,968
Drata	Drata	2020	639	79,552
Sprinto	Sprinto Technology Private Limited	2020	369	193,483
Scrut Automation	Scrut Automation	2022	205	64,376
UpGuard	UpGuard	2012	290	20,436
Thoropass	Thoropass	2019	239	12,349
Scytale	Scytale AI	2021	111	13,287
Absorb LMS	Absorb Software	2003	612	79,248
SafetyCulture	SafetyCulture	2004	868	48,901
Communication Compliance	Microsoft	1975	237,523	25,551,099
Descartes Denied Party Screening	Descartes Systems Group	1981	1,614	41,850
EasyLlama	EasyLlama	2019	48	7,313
iDenfy	iDenfy	2017	49	7,571
Mineral	Mineral	2005	1,191	110,234
Secureframe	Secureframe	2020	145	27,945

(Additional Data for Governance, Risk & Compliance continues on next page)

\*N/A is displayed when data is not publicly available.



## Additional Data for Governance, Risk & Compliance (continued)

The table below highlights third-party market presence data used to inform the G2's Market Presence Score that highlights each products impact and influence in the category.

### Market Presence

	Seller Name	Year Founded	Employees on LinkedIn (Seller)	LinkedIn Followers
Ondato	Ondato	2016	81	7,142
CCH Tagetik	Wolters Kluwer	1987	23,042	301,881
KnowBe4 Compliance Plus	KnowBe4, Inc.	2010	2,071	302,453
The Assent Supply Chain Sustainability Platform	Assent Inc.	2010	953	60,168
Pirani	Pirani	2011	133	6,210
Five9 Intelligent Cloud Contact Center Platform	Five9	2001	2,942	97,631
Oracle Hyperion Disclosure Management	Oracle	1977	204,855	10,196,173
Hyperproof	Hyperproof	2018	180	16,261
Incode	Incode Technologies	2015	460	33,983
SAP Risk Management	SAP	1972	129,051	4,056,899
Microsoft Purview Data Governance	Microsoft	1975	237,523	25,551,099
Ncontracts	Ncontracts	2009	387	14,816
Apptega	Apptega		65	7,153
JumpCloud	JumpCloud Inc.	2012	900	52,818
ServiceNow ESG Management	ServiceNow	2004	30,776	1,177,508
Sumsub	Sumsub	2015	773	78,881
LogicGate Risk Cloud	LogicGate	2015	248	22,463

(Additional Data for Governance, Risk & Compliance continues on next page)

\*N/A is displayed when data is not publicly available.



## Additional Data for Governance, Risk & Compliance (continued)

The table below highlights third-party market presence data used to inform the G2's Market Presence Score that highlights each products impact and influence in the category.

### Market Presence

	Seller Name	Year Founded	Employees on LinkedIn (Seller)	LinkedIn Followers
ISMS.online	Alliantist	2005	76	11,585
Continu	Continu	2012	35	3,565
Greenly	Greenly	2019	307	47,035
Visualping	Visualping	2016	32	13,376
Inspired eLearning Powered by VIPRE	VIPRE Security	1994	207	6,236
Abrigo BAM+	Abrigo	2000	861	37,153
iSpring Learn	iSpring Solutions, Inc.	2001	252	10,040
Ethena	Ethena	2019	75	14,646
heyData	heyData	2019	57	4,823
ClearCompany	ClearCompany	2004	315	52,159
FloQast	FloQast	2013	805	25,065
HR Acuity	HR Acuity	2006	186	16,396
SEON. Fraud Fighters	SEON. Fraud Fighters	2017	270	39,697
Case IQ	Case IQ	1999	191	7,444
Veriff	Veriff	2015	427	38,052
Moodle	Moodle	2001	443	118,213
VelocityEHS Accelerate   EHS & ESG	VelocityEHS	1996	600	106,236

(Additional Data for Governance, Risk & Compliance continues on next page)

\*N/A is displayed when data is not publicly available.



## Additional Data for Governance, Risk & Compliance (continued)

The table below highlights third-party market presence data used to inform the G2's Market Presence Score that highlights each products impact and influence in the category.

### Market Presence

	Seller Name	Year Founded	Employees on LinkedIn (Seller)	LinkedIn Followers
Onfido	Entrust, Inc.	1969	3,812	141,490
PowerDMS by NEOGOV	NEOGOV	2000	756	55,014
Camms GRC	Camms, a Riskconnect Company	1996	378	27,771
ComplyAdvantage	ComplyAdvantage	2014	464	61,270
Everbridge 360 (Critical Event Management)	Everbridge	2002	1,521	181,022
Protecht	Protecht	1999	186	22,822
osapiens	osapiens	2018	456	16,526
Panorays	Panorays	2016	119	16,097
ComplyCube	ComplyCube		23	5,810
CyberUpgrade	CyberUpgrade	2023	25	1,696
IRIS CARBON®	IRIS Business Services Limited	2005	1	2,703
Formalize	Formalize	2021	179	12,027
Strike Graph	Strike Graph	2020	45	3,209
Venminder	Venminder	2001	106	6,951
Tandem	CoNetrix	1977	104	4,420
SkyPrep	SkyPrep	2012	22	11,048
Trace	Trace	2000	18	5,813

(Additional Data for Governance, Risk & Compliance continues on next page)

\*N/A is displayed when data is not publicly available.



## Additional Data for Governance, Risk & Compliance (continued)

The table below highlights third-party market presence data used to inform the G2's Market Presence Score that highlights each products impact and influence in the category.

### Market Presence

	Seller Name	Year Founded	Employees on LinkedIn (Seller)	LinkedIn Followers
Oneleet	Oneleet	2022	24	2,828
Gatekeeper	Gatekeeper	2010	121	12,967
Persona	Persona	2018	399	32,071
Traliant	Traliant	2016	149	13,753
Flagright	Flagright	2021	36	15,817
Ethico	Ethico	1997	119	16,712
Conformio	Advisera	2009	31	3,316
ProcessUnity	ProcessUnity	2003	233	5,813
Hicomply	Hicomply	2020	20	1,427
GlobalSuite	GlobalSuite Solutions	2006	138	10,992
IDMERIT	IDMERIT	2014	22	3,898
Sanction Scanner	Sanction Scanner	2019	20	26,829
FaceUp	FaceUp Technology	2017	48	2,935
Focal	Mozn	2017	318	78,638
Amicus	Amicus	2015	81	6,876
RiskSmart	RiskSmart	2020	33	4,546
Axonify	Axonify Inc.	2011	295	30,002

(Additional Data for Governance, Risk & Compliance continues on next page)

\*N/A is displayed when data is not publicly available.



## Additional Data for Governance, Risk & Compliance (continued)

The table below highlights third-party market presence data used to inform the G2's Market Presence Score that highlights each products impact and influence in the category.

### Market Presence

	Seller Name	Year Founded	Employees on LinkedIn (Seller)	LinkedIn Followers
CimTrak Integrity Suite	Cimcor	1997	26	1,971
Risk Ledger	Risk Ledger	2018	68	5,017
Logikcull	Reveal Data	2009	534	18,125
1Exiger Platform	Exiger		917	27,475
Regroup Mass Notification	Regroup Mass Notification	2012	116	3,459
NotMe Solutions	NotMe Solutions Inc.	2017	17	2,637
Akitra	Akitra	2017	65	14,065
Todyl Security Platform	Todyl	2015	136	7,171
Compyl	Compyl	2020	37	4,076
Carbide	Carbide	2016	29	2,528
Bites	Bites	2016	44	3,751
Truzta	Cyberheals	2021	33	7,909
Athennian	Athennian	2016	77	13,018
Anecdotes	Anecdotes A.I Ltd	2020	136	8,967
Impero	Impero A/S	2013	54	4,319
SOCLY.io	SOCLY.io		25	1,943
Compliance	Compliance		20	604

(Additional Data for Governance, Risk & Compliance continues on next page)

\*N/A is displayed when data is not publicly available.



## Additional Data for Governance, Risk & Compliance (continued)

The table below highlights third-party market presence data used to inform the G2's Market Presence Score that highlights each products impact and influence in the category.

### Market Presence

	Seller Name	Year Founded	Employees on LinkedIn (Seller)	LinkedIn Followers
Interfacing	Interfacing Technologies	1983	68	6,790
Xoralia – Sharepoint policy management software	Xoralia	2005	27	1,647
Sardine	Sardine	2020	199	28,739
apexanalytix	apexanalytix	1988	474	52,726
PassFort Lifecycle	Moody's		11,861	358,731
iHasco e-learning	iHASCO eLearning	2008	172	9,281
DigitalChalk LMS	Digital Chalk	2006	33	827
Trustero	Trustero	2020	22	1,827
Aclaimant	Aclaimant	2013	43	1,815
VComply	VComply	2019	49	13,477
MobieTrain	MobieTrain	2015	51	5,382
Pulse	Pulse Business Solutions	2020	21	2,168
Essential ERM	Tracker Networks Inc.	2018	9	553
Trulioo	Trulioo	2011	377	38,620
TrustCloud®	TrustCloud®		65	3,910
Risk Cognizance GRC Platform	Risk Cognizance	2023	14	1,064
StepChange	StepChange	2022	68	9,963

(Additional Data for Governance, Risk & Compliance continues on next page)

\*N/A is displayed when data is not publicly available.



## Additional Data for Governance, Risk & Compliance (continued)

The table below highlights third-party market presence data used to inform the G2's Market Presence Score that highlights each products impact and influence in the category.

### Market Presence

	Seller Name	Year Founded	Employees on LinkedIn (Seller)	LinkedIn Followers
Fides	Fides Technology	2021	32	3,513
Rivial Data Security	Rivial Data Security	2010	25	2,303
SimpleRisk	SimpleRisk	2013	8	763
Nossa Data	Nossa Data	2020	13	9,849
LeapXpert	LeapXpert	2017	144	16,246
SafeGuard Privacy	SafeGuard Privacy	2018	23	2,057
fullCircle GRC	Risk3sixty	2016	56	4,847
Lucanet	Lucanet AG	1999	851	47,701
Filejet	Filejet	2018	16	731
C1Risk	C1Risk	2015	10	419
Analytica	Lumina Decision Systems	1991	13	1,041
StandardFusion	StandardFusion	2016	40	1,336
Cypago	Cypago	2020	32	4,032
KEY ESG	KEY ESG		13	6,147
PMG Platform	PMG	1997	28	610
MinuteBox	MinuteBox		30	1,810
Decision Focus	Decision Focus	2004	62	4,581

(Additional Data for Governance, Risk & Compliance continues on next page)

\*N/A is displayed when data is not publicly available.





## Additional Data for Governance, Risk & Compliance (continued)

The table below highlights third-party market presence data used to inform the G2's Market Presence Score that highlights each products impact and influence in the category.

### Market Presence

	Seller Name	Year Founded	Employees on LinkedIn (Seller)	LinkedIn Followers
SureCloud	SureCloud	2006	69	4,759
FullCircul	FullCircul	2011	19	9,598
Ostendio	Ostendio	2013	22	3,417
ZenGRC	Zengrc	2009	73	6,760
Drova	Drova		49	1,062
CarbonZE	Carbonze	2022	5	936
Komplify	ROOPKATHA		1	1
TeamMate+	Wolters Kluwer	1987	23,042	301,881
IBM OpenPages	IBM	1911	331,391	18,032,660
Refinitiv World-Check Risk Intelligence	London Stock Exchange Group (LSEG)		18,074	289,472
D&B Risk Analytics	Dun & Bradstreet		5,564	246,954
SAP Ariba	SAP	1972	129,051	4,056,899
Microsoft Purview Records Management	Microsoft	1975	237,523	25,551,099
Relativity	Relativity	2001	1,703	58,921
Oracle Financial Reporting Compliance Cloud	Oracle	1977	204,855	10,196,173
Litmos	Litmos	2007	239	26,143
SAS Risk Management	SAS Institute Inc.	1976	17,528	928,480

(Additional Data for Governance, Risk & Compliance continues on next page)

\*N/A is displayed when data is not publicly available.



## Additional Data for Governance, Risk & Compliance (continued)

The table below highlights third-party market presence data used to inform the G2's Market Presence Score that highlights each products impact and influence in the category.

### Market Presence

	Seller Name	Year Founded	Employees on LinkedIn (Seller)	LinkedIn Followers
Resolver	Resolver		436	19,191
IBM Envizi ESG Suite	IBM	1911	331,391	18,032,660
NAVEX One	NAVEX	2012	1,417	37,870
OneTrust Tech Risk & Compliance	OneTrust	2016	2,567	367,589
Fusion Risk Management	Fusion Risk Management	2006	288	11,410
LexisNexis RiskView	LexisNexis	1970	10,498	352,237
Replication Manager	Hitachi Vantara		11,406	597,059
Microsoft Purview Audit	Microsoft	1975	237,523	25,551,099
Adobe Learning Manager (formerly Adobe Captivate Prime)	Adobe	1982	39,494	4,908,088
Diligent One Platform, formerly HighBond	Diligent Corporation	2001	2,724	108,455
SAP Disclosure Management	SAP	1972	129,051	4,056,899
Oracle ERP Cloud	Oracle	1977	204,855	10,196,173
SAP Management of Change	SAP	1972	129,051	4,056,899
CLEAR	Thomson Reuters	2008	35,275	1,805,576
Google Carbon Footprint	Google	1998	310,061	37,527,700
TalentLMS	Epignosis LLC	2012	248	14,705
Ideagen WorkRite	Ideagen	2000	1,257	29,683

(Additional Data for Governance, Risk & Compliance continues on next page)

\*N/A is displayed when data is not publicly available.



## Additional Data for Governance, Risk & Compliance (continued)

The table below highlights third-party market presence data used to inform the G2's Market Presence Score that highlights each products impact and influence in the category.

### Market Presence

	Seller Name	Year Founded	Employees on LinkedIn (Seller)	LinkedIn Followers
Onspring	Onspring Technologies	2010	110	4,917
Ubuntu	Canonical Ltd.	2004	1,708	564,595
AML Insight	LexisNexis	1970	10,498	352,237
SAI360	SAI360	2003	436	18,007
Dow Jones Risk & Compliance	Dow Jones	1882	5,664	165,786
Regulatory Intelligence	London Stock Exchange Group (LSEG)		18,074	289,472
Ideagen Internal Audit	Ideagen	2000	1,257	29,683
Oracle GRC	Oracle	1977	204,855	10,196,173
Safeguard Global	Safeguard Global	2008	1,729	173,052
SAP SuccessFactors Learning	SAP	1972	129,051	4,056,899
DataTracks	DataTracks	2005	486	7,616
Grid	Moody's		11,861	358,731
Riskconnect Risk Management Information System (RMIS)	Riskconnect		980	135,168
Workday Adaptive Planning	Workday	2005	24,694	1,184,321
SAS Fraud, Anti-Money Laundering & Security Intelligence	SAS Institute Inc.	1976	17,528	928,480
LexisNexis TrailTracker	LexisNexis	1970	10,498	352,237
Ideagen Risk Management	Ideagen	2000	1,257	29,683

(Additional Data for Governance, Risk & Compliance continues on next page)

\*N/A is displayed when data is not publicly available.



## Additional Data for Governance, Risk & Compliance (continued)

The table below highlights third-party market presence data used to inform the G2's Market Presence Score that highlights each products impact and influence in the category.

### Market Presence

	Seller Name	Year Founded	Employees on LinkedIn (Seller)	LinkedIn Followers
Tripwire	Fortra	1982	1,643	41,525
EcoVadis	EcoVadis	2007	1,826	113,431
Proviti-Governance Portal	Protiviti	2002	12,822	340,484
Ideagen CompliSpace	Ideagen	2000	1,257	29,683
ServiceNow Integrated Risk Management	ServiceNow	2004	30,776	1,177,508
SymphonyAI Financial Services	SymphonyAI IT Service Management	2017	2,074	152,145
Oracle Financial Crime and Compliance Management	Oracle	1977	204,855	10,196,173
Bloomberg Vault	Bloomberg Industry Group	1929	1,867	71,104
SAS Governance and Compliance Manager	SAS Institute Inc.	1976	17,528	928,480
Qualys PCI	Qualys	1999	2,905	231,056
Archer	Archer Technologies	2023	836	23,072
Certa	Certa	2017	214	59,982
ScalePad ControlMap	ScalePad	2015	256	7,897
Noggin	Noggin	2009	102	7,123
Prevalent by Mitrastech	Prevalent	2004	137	13,630
Ideagen Disclose	Ideagen	2000	1,257	29,683
Nasdaq Metrio	Nasdaq	1971	7,280	529,299

(Additional Data for Governance, Risk & Compliance continues on next page)

\*N/A is displayed when data is not publicly available.



## Additional Data for Governance, Risk & Compliance (continued)

The table below highlights third-party market presence data used to inform the G2's Market Presence Score that highlights each products impact and influence in the category.

### Market Presence

	Seller Name	Year Founded	Employees on LinkedIn (Seller)	LinkedIn Followers
Ethixbase360	Ethixbase360	2011	211	9,300
6clicks	6clicks	2019	65	8,094
ConvergePoint	ConvergePoint	2012	49	11,485
EchoInk	Echo360		157	12,893
Cyberday	Cyberday Inc	2013	31	2,357
Emtrain	Emtrain	2000	92	12,262
Supply Wisdom	Supply Wisdom	2017	135	7,996
EasyRCA	Reliability Center Inc.	1985	18	5,582
Coolset	Coolset	2022	23	11,770
Know Your Customer	Know Your Customer	2015	52	7,254
Bright Pattern	Bright Pattern	2010	96	4,585
Acqueon	Acqueon Technologies Inc.	2019	319	30,977
Riskconnect Business Continuity	Riskconnect		980	135,168
Jambo	Jambo	2018	33	722
EQS Integrity Line	EQS Group	2000	634	24,839
INX InForm	INX Software	2000	212	4,946
MyComplianceOffice	MyComplianceOffice	2008	286	12,721

(Additional Data for Governance, Risk & Compliance continues on next page)

\*N/A is displayed when data is not publicly available.



## Additional Data for Governance, Risk & Compliance (continued)

The table below highlights third-party market presence data used to inform the G2's Market Presence Score that highlights each products impact and influence in the category.

### Market Presence

	Seller Name	Year Founded	Employees on LinkedIn (Seller)	LinkedIn Followers
iGrafx	iGrafx	1991	85	7,447
LogicManager	LogicManager	2005	58	9,030
CYRISMA	CYRISMA	2018	16	5,425
AdaptiveGRC	C&F	2001	398	2,736
TruOps	TruOps		10	755
Compliance Manager GRC	Kaseya	2000	5,018	163,506
CallFinder	800response	1990	28	1,816
Unit21	Unit21	2018	98	16,006
COI RiskManager	Osprey Compliance Software		80	10,375
KLEA	by Legal Studio	2017	35	2,183
Persefoni	Persefoni		156	26,885
FLOWsparks	FLOWsparks	1997	97	5,910
Aurex.ai	Aurex	2021	13	11,151
Certent Disclosure Management	insightsoftware	2018	2,177	346,582
FTK Enterprise	Exterro	2004	622	22,086
GyrusAim	Gyrus Systems	1987	47	5,385
Veriato	Veriato	1998	27	3,590

(Additional Data for Governance, Risk & Compliance continues on next page)

\*N/A is displayed when data is not publicly available.



## Additional Data for Governance, Risk & Compliance (continued)

The table below highlights third-party market presence data used to inform the G2's Market Presence Score that highlights each products impact and influence in the category.

### Market Presence

	Seller Name	Year Founded	Employees on LinkedIn (Seller)	LinkedIn Followers
Gryphon ONE	Gryphon AI	1999	121	7,526
FICO Decision Central	FICO	1956	3,685	454,744
Modulo	Modulo	1985	185	18,113
Seerist	Seerist	2017	136	10,045
Effivity OMS Automation Software for ISO standards	Effivity	2015	33	1,855
4Stop	4Stop	2016	2	2,351
iManage Records Manager	iManage	2015	1,191	66,641
KYC-Chain	KYC-CHAIN LIMITED	2014	12	2,310
WeControl	WeControl	2018	2	32
Acuity Risk Management	Acuity Risk Management LLP	2005	19	2,077
CoreStream GRC	CoreStream	2009	58	2,511
Pliance	Pliance	2018	4	1,422
AuditRunner	WorkRunner	2017	13	581
PolicyCo	PolicyCo	2019	9	1,110
ComplianceBridge	ComplianceBridge	2005	14	472
Arcserve Continuous Availability	Arcserve	1983	656	112,110
Pagefreezer	Pagefreezer Software, Inc.	2010	97	2,735

(Additional Data for Governance, Risk & Compliance continues on next page)

\*N/A is displayed when data is not publicly available.



## Additional Data for Governance, Risk & Compliance (continued)

The table below highlights third-party market presence data used to inform the G2's Market Presence Score that highlights each products impact and influence in the category.

### Market Presence

	Seller Name	Year Founded	Employees on LinkedIn (Seller)	LinkedIn Followers
<b>SIGNUM</b>	Quantifind	2009	83	6,958
<b>Policy Manager Software</b>	iContracts	2007	46	1,071
<b>Stacks Data</b>	PeerAspect		1	1
<b>Omnigo</b>	Omnigo Software	2017	127	4,644
<b>Verify 365</b>	Verify 365	2020	10	2,720
<b>BC in the Cloud</b>	Everbridge	2002	1,521	181,022
<b>Maclear eGRC Suite</b>	Maclear-GRC	2010	17	715
<b>Thetaray Transaction Monitoring</b>	ThetaRay	2013	223	15,693
<b>ANTI-MONEY LAUNDERING</b>	ULISFINTECH	2017	13	1,639
<b>Ethos Tracking</b>	Ethos Giving	2019	5	1,231

\*N/A is displayed when data is not publicly available.